

CALIFORNIA DEPARTMENT OF JUSTICE

# ASSET FORFEITURE

ANNUAL REPORT  
**2008**  
ANNUAL REPORT

**EDMUND G. BROWN JR.**, ATTORNEY GENERAL



Prepared by  
Division of Law Enforcement - Bureau of Narcotic Enforcement

## Health and Safety Code Section 11495

11495. (a) The funds received by the law enforcement agencies under Section 11489 shall be deposited into an account maintained by the Controller, county auditor, or city treasurer. These funds shall be distributed to the law enforcement agencies at their request. The Controller, auditor, or treasurer shall maintain a record of these disbursements which records shall be open to public inspection, subject to the privileges contained in Sections 1040, 1041, and 1042 of the Evidence Code.

(b) Upon request of the governing body of the jurisdiction in which the distributions are made, the Controller, auditor, or treasurer shall conduct an audit of these funds and their use. In the case of the state, the governing body shall be the Legislature.

(c) Each year, the Attorney General shall publish a report which sets forth the following information for the state, each county, each city, and each city and county:

(1) The number of forfeiture actions initiated.

(2) The number of cases and the administrative number or court docket number of each case for which forfeiture was ordered or declared.

(3) The value of the assets forfeited.

(4) The recipients of the forfeited assets, the amounts received, and the date of the disbursement.

(d) The Attorney General shall develop administrative guidelines for the collection and publication of the information required in subdivision (c).

(e) The Attorney General's report shall cover the calendar year and shall be made no later than March 1 of each year beginning with the year after the enactment of this law.

# Table of Contents

Introduction.....	1
Highlights.....	2
Methodology.....	3
Asset Forfeiture Statistical Data .....	5
•Forfeitures Initiated .....	6
•Forfeitures Completed .....	13
Alameda .....	20
Amador .....	46
Butte .....	47
Calaveras .....	55
Contra Costa .....	56
El Dorado .....	85
Fresno .....	87
Glenn .....	97
Humboldt .....	98
Inyo .....	106
Kern .....	107
Kings .....	120
Lake .....	122
Lassen .....	123
Los Angeles .....	124
Madera .....	232
Mendocino .....	234
Merced .....	265
Modoc .....	267
Mono .....	268
Monterey .....	269
Napa .....	281
Nevada .....	285
Orange .....	286
Placer .....	329
Plumas .....	335

•Forfeitures Completed (continued)

Riverside .....	338
Sacramento .....	356
San Bernardino .....	401
San Diego.....	435
San Francisco.....	436
San Joaquin .....	469
San Luis Obispo.....	493
San Mateo .....	497
Santa Barbara.....	506
Santa Clara.....	514
Santa Cruz.....	525
Shasta .....	528
Siskiyou .....	532
Solano .....	534
Sonoma .....	546
Stanislaus .....	553
Sutter.....	559
Tehama.....	561
Tulare .....	563
Tuolumne.....	567
Ventura.....	568
Yolo.....	578



## Introduction

California Health and Safety Code section 11495, which became effective August 19, 1994, as part of the state's current asset forfeiture statutes, requires the Attorney General to publish an annual report that provides the following information for the state and each county:

- ◆ The number of forfeiture actions initiated during the report year.
- ◆ The number of cases and the administrative number or court docket number of each case for which forfeiture was ordered or declared during the report year.
- ◆ The value of the assets forfeited during the report year.
- ◆ The recipients of the forfeited assets, the amounts received, and the dates of the disbursements.

The information covers state seizures and forfeitures conducted pursuant to California law only. Federal seizures and forfeitures in which California law enforcement agencies participated or shared are not reported in this document.

This 14th annual report covers the 2008 calendar year. Subsequent reports will be published by March 1 of each year.



## Highlights

The information provided in this report represents 100 percent reporting by California's 58 district attorneys.

- ◆ A total of 4,435 forfeiture proceedings were initiated in 2008 involving assets with a total estimated value of \$32,718,488. Some of these proceedings are still pending. (The disposition of any pending proceedings will be provided in the annual report covering the year they are completed and fully disbursed.)
  
- ◆ A total of 4,490 forfeiture cases were completed during 2008 (includes cases initiated from 1995 through 2008). The total value of the disbursed assets is \$25,548,228.
  
- ◆ Three counties initiated no forfeitures during 2008.



## Methodology

To comply with the requirements of Health and Safety Code section 11495, the Department of Justice (DOJ) on December 22, 1994, distributed a Division of Law Enforcement Information Bulletin to all California district attorneys. This bulletin requested that the district attorneys, as the officials conducting state forfeiture proceedings, document the information required for each forfeiture action effective January 1, 1995, and each year thereafter.

DOJ created a self-contained computer program, which was later enhanced, for the district attorneys' use in collecting and reporting the required statistical information. DOJ accepts data from counties in this format as well as other counties' formats to compile statistical data for this report. Prior to completing the Annual Asset Forfeiture Report, the counties are sent the draft of their section so that they have an opportunity to correct any errors before going to the final version and publication.

This report provides the information required by Health and Safety Code section 11495 on all forfeitures initiated during calendar year 2008, both by county and statewide. For forfeitures initiated between 1995 and 2008 that were completed during calendar year 2008, detailed information is provided as to the number of cases, case numbers, asset values, and recipients of the forfeited assets—again by county and statewide.

Pursuant to Health and Safety Code section 11489, state asset forfeiture proceeds are to be distributed as follows:

- ◆ One percent to a private, nonprofit organization composed of local prosecutors for the exclusive purpose of providing a statewide program of education and training for prosecutors and law enforcement in the ethics and proper use of state asset seizure and forfeiture laws.



**State of California**  
**ASSET FORFEITURE REPORT - 2008**

---

- ◆ Ten percent to the prosecutorial agency that processes the forfeiture action.
- ◆ Twenty-four percent to the State General Fund.
- ◆ Sixty-five percent to the state and/or local law enforcement agencies that participated in the seizure, distributed in a manner that reflects the proportionate contribution of each agency.

(Fifteen percent of any funds distributed to local law enforcement agencies must be deposited in a special fund maintained by the county, city, or city and county of any agency making the seizure or seeking an order for forfeiture. The funds shall be used for the sole purpose of funding programs designed to combat drug abuse and divert gang activity.)

This report indicates most counties have shared the full 65 percent allotment with local law enforcement agencies. It does not provide detail as to those agencies' disposition of 15 percent of their share to a county and/or city special fund because the information was not provided, nor is it required. For those counties that include this 15 percent, the share is listed in Table 3 as going to "15% —11489" or to a county special fund.

In some cases in which the report lists only one law enforcement recipient, that agency may have made further distributions to other law enforcement agencies that assisted in that case. This further distribution information was not available from some district attorneys' offices.





# Asset Forfeiture Statistical Data



.....  
Forfeitures  
Initiated

- ◆ Table 1 provides information on asset forfeiture actions initiated pursuant to California law during 2008.
  
- ◆ For purposes of this report, seizure of assets constitutes the initiation of a forfeiture action.
  
- ◆ Some cases listed involved forfeiture actions that were still pending after 2008. In other cases, forfeiture was ordered or declared and assets were distributed during 2008. (Details on the latter are provided in the “Forfeitures Completed” section.)
  
- ◆ The following counties have no information listed in Table 1 because they did not initiate any forfeiture actions during 2008:

Del Norte      Mariposa      Sierra



State of California  
ASSET FORFEITURE REPORT - 2008

Table 1

County	Total Cases Initiated	Estimated Value of Assets Seized
ALAMEDA	283	\$1,466,518.31
ALPINE	1	\$2,360.11
AMADOR	4	\$7,503.00
BUTTE	78	\$811,299.41
CALAVERAS	4	\$136,478.00
COLUSA	5	\$36,978.00
CONTRA COSTA	184	\$851,734.83
DEL NORTE	0	\$0.00
EL DORADO	14	\$30,646.28
FRESNO	125	\$473,274.77
GLENN	8	\$31,741.10
HUMBOLDT	54	\$485,641.72
IMPERIAL	8	\$32,702.05
INYO	4	\$41,998.00
KERN	116	\$1,129,424.41
KINGS	6	\$26,466.07
LAKE	18	\$494,290.08
LASSEN	10	\$123,912.17
LOS ANGELES	655	\$7,709,355.15
MADERA	27	\$154,758.47
MARIN	14	\$107,376.72
MARIPOSA	0	\$0.00
MENDOCINO	203	\$2,064,955.78
MERCED	28	\$493,167.00
MODOC	4	\$18,341.00
MONO	4	\$2,424.00
MONTEREY	85	\$295,582.25
NAPA	36	\$151,415.42
NEVADA	5	\$17,067.47
ORANGE	173	\$429,696.63
PLACER	73	\$177,772.00
PLUMAS	4	\$6,969.24
RIVERSIDE	248	\$2,553,671.41
SACRAMENTO	411	\$1,633,282.43
SAN BENITO	14	\$84,126.00
SAN BERNARDINO	261	\$3,641,315.97
SAN DIEGO	16	\$78,973.46
SAN FRANCISCO	301	\$938,012.50
SAN JOAQUIN	175	\$460,217.50



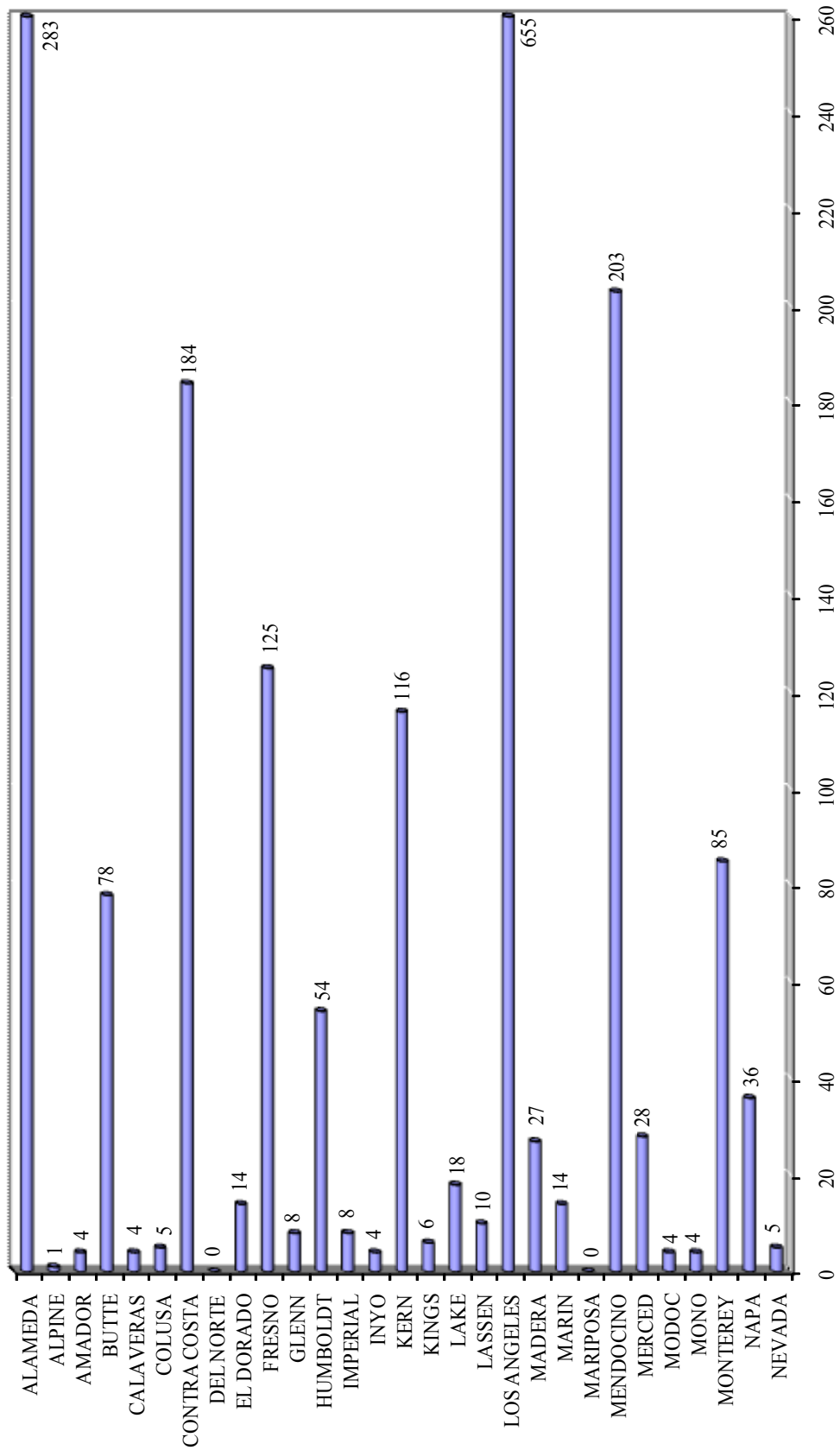
State of California  
ASSET FORFEITURE REPORT - 2008

Table 1

County	Total Cases Initiated	Estimated Value of Assets Seized
SAN LUIS OBISPO	32	\$506,317.57
SAN MATEO	63	\$378,788.56
SANTA BARBARA	42	\$428,717.73
SANTA CLARA	87	\$485,062.91
SANTA CRUZ	39	\$283,976.73
SHASTA	48	\$409,809.10
SIERRA	0	\$0.00
SISKIYOU	11	\$96,532.35
SOLANO	131	\$323,502.07
SONOMA	58	\$901,536.72
STANISLAUS	43	\$167,017.41
SUTTER	11	\$43,166.03
TEHAMA	14	\$56,408.12
TRINITY	1	\$140,962.00
TULARE	26	\$168,590.17
TUOLUMNE	4	\$15,674.00
VENTURA	112	\$856,128.98
YOLO	38	\$74,949.99
YUBA	16	\$179,898.34
<b>Total:</b>	<b>4,435</b>	<b>\$32,718,487.49</b>

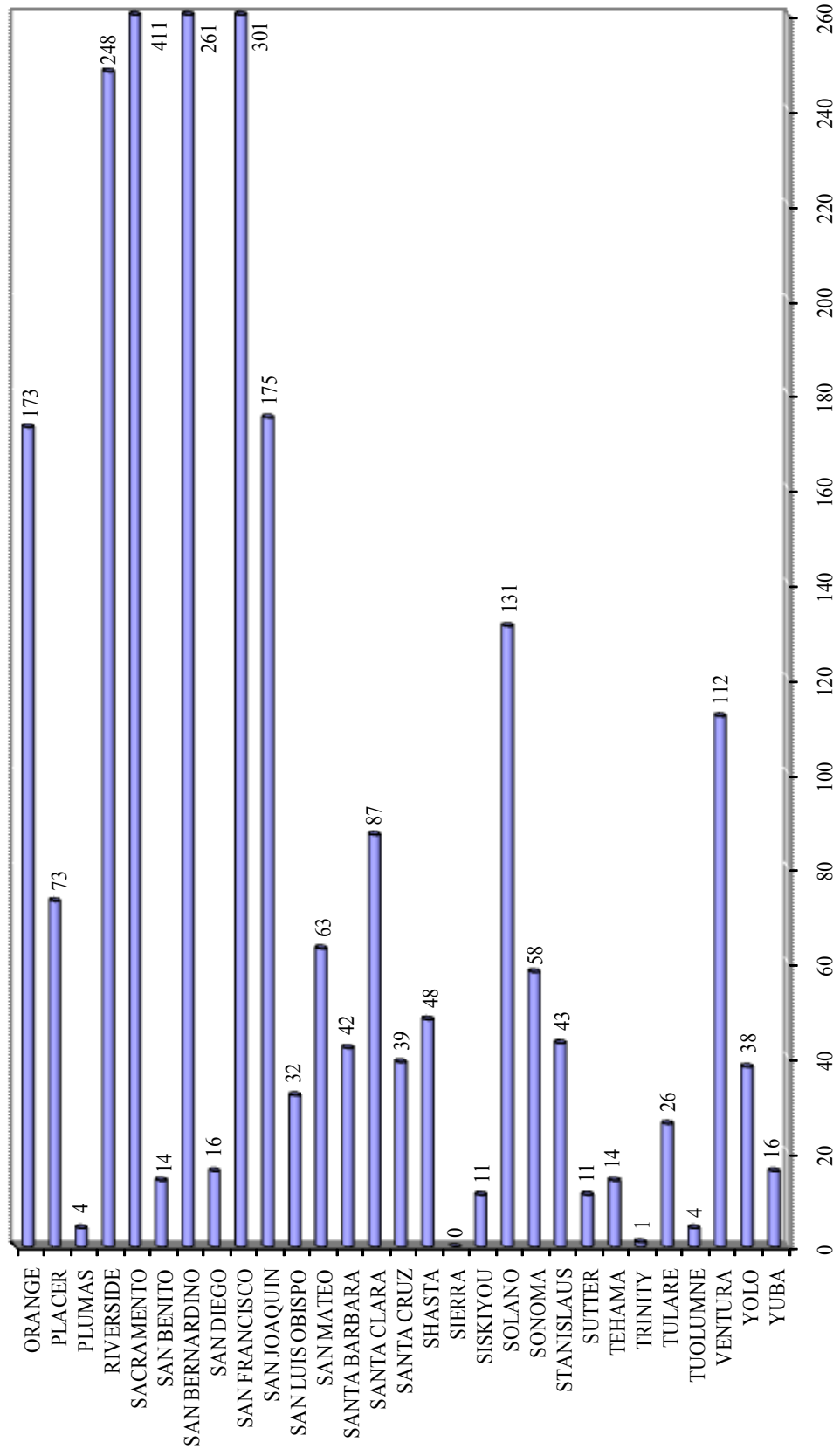


**Number of Forfeiture Actions Initiated by County  
January 1, 2008 - December 31, 2008**



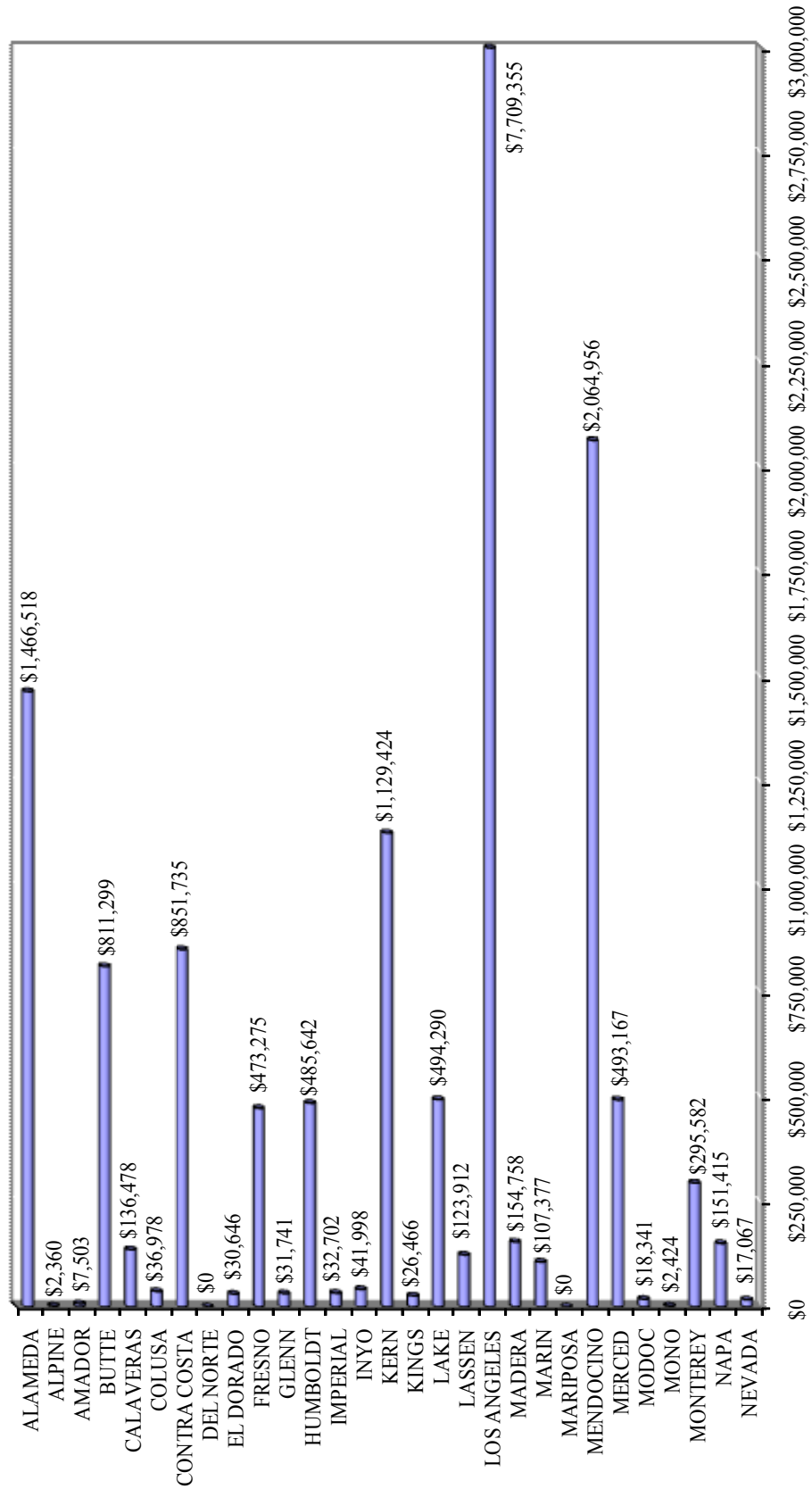


**Number of Forfeiture Actions Initiated by County  
January 1, 2008 - December 31, 2008**



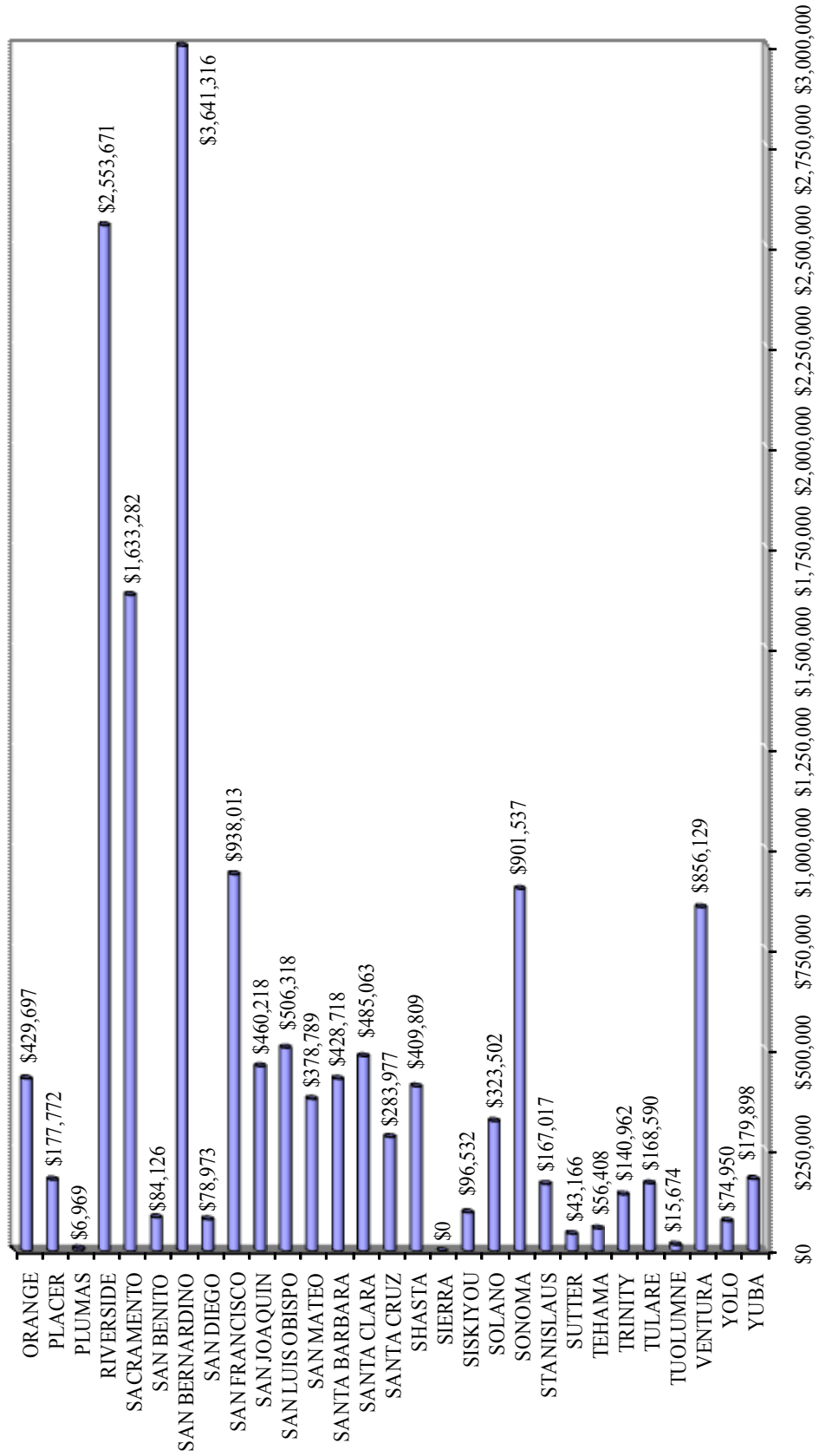


**Estimated Value of Forfeiture Actions Initiated by County  
January 1, 2008 - December 31, 2008**





### Estimated Value of Forfeiture Actions Initiated by County January 1, 2008 - December 31, 2008







## Forfeitures Completed

- ◆ Table 2 provides summary information by county on asset forfeiture cases completed pursuant to California law during 2008. (This includes disbursement information on cases initiated from 1995 through 2008.)
- ◆ For purposes of this report, an asset forfeiture case is considered completed when forfeiture has been ordered or declared and all assets have been distributed. (When initiated cases were adjudicated and all items seized were returned to the defendant, the cases were not considered asset forfeiture cases—rather these cases were treated as not being forfeited.)
- ◆ Cases initiated from 1995 through 2008 in which only a partial distribution has been made are not listed in Table 3 because they are considered still pending. (These cases will be included in the report for the calendar year in which the case has been fully distributed.)
- ◆ Table 3 provides detailed information on each asset forfeiture case completed pursuant to California law during 2008. (This includes disbursement information on cases initiated from 1995 through 2008.)
- ◆ The “Amount Forfeited” listed in Table 3 for each case represents the net amount available for disbursement, after deduction of costs or returns to claimants and addition of accrued interest.
- ◆ The following counties show zeroes in Table 2 and are not shown in Table 3 because, during this report period, they did not fully distribute assets from any forfeiture cases initiated from 1995 through 2008:

Alpine	Colusa	Del Norte
Imperial	Marin	Mariposa
San Benito	Sierra	Trinity
Yuba		



State of California  
ASSET FORFEITURE REPORT - 2008

Table 2

County	Forfeitures Completed	Amount Disbursed
ALAMEDA	234	\$1,081,937.59
ALPINE	0	\$0.00
AMADOR	2	\$2,878.00
BUTTE	61	\$221,290.56
CALAVERAS	1	\$3,167.52
COLUSA	0	\$0.00
CONTRA COSTA	194	\$730,653.41
DEL NORTE	0	\$0.00
EL DORADO	9	\$15,988.93
FRESNO	76	\$211,248.04
GLENN	5	\$28,058.21
HUMBOLDT	68	\$620,606.79
IMPERIAL	0	\$0.00
INYO	3	\$23,395.30
KERN	116	\$682,695.87
KINGS	13	\$29,222.95
LAKE	1	\$2,015.66
LASSEN	7	\$106,542.47
LOS ANGELES	1,004	\$8,175,593.70
MADERA	8	\$12,736.76
MARIN	0	\$0.00
MARIPOSA	0	\$0.00
MENDOCINO	140	\$1,479,440.13
MERCED	12	\$30,687.71
MODOC	3	\$6,434.00
MONO	2	\$55,473.50
MONTEREY	102	\$210,242.49
NAPA	34	\$106,414.96
NEVADA	4	\$169,784.35
ORANGE	392	\$1,317,132.82
PLACER	46	\$85,930.07
PLUMAS	24	\$32,765.81
RIVERSIDE	138	\$849,838.57
SACRAMENTO	414	\$1,400,054.50
SAN BENITO	0	\$0.00
SAN BERNARDINO	276	\$3,597,291.69
SAN DIEGO	8	\$17,291.21
SAN FRANCISCO	253	\$609,460.29
SAN JOAQUIN	181	\$478,589.35
SAN LUIS OBISPO	29	\$84,427.26
SAN MATEO	74	\$393,518.80



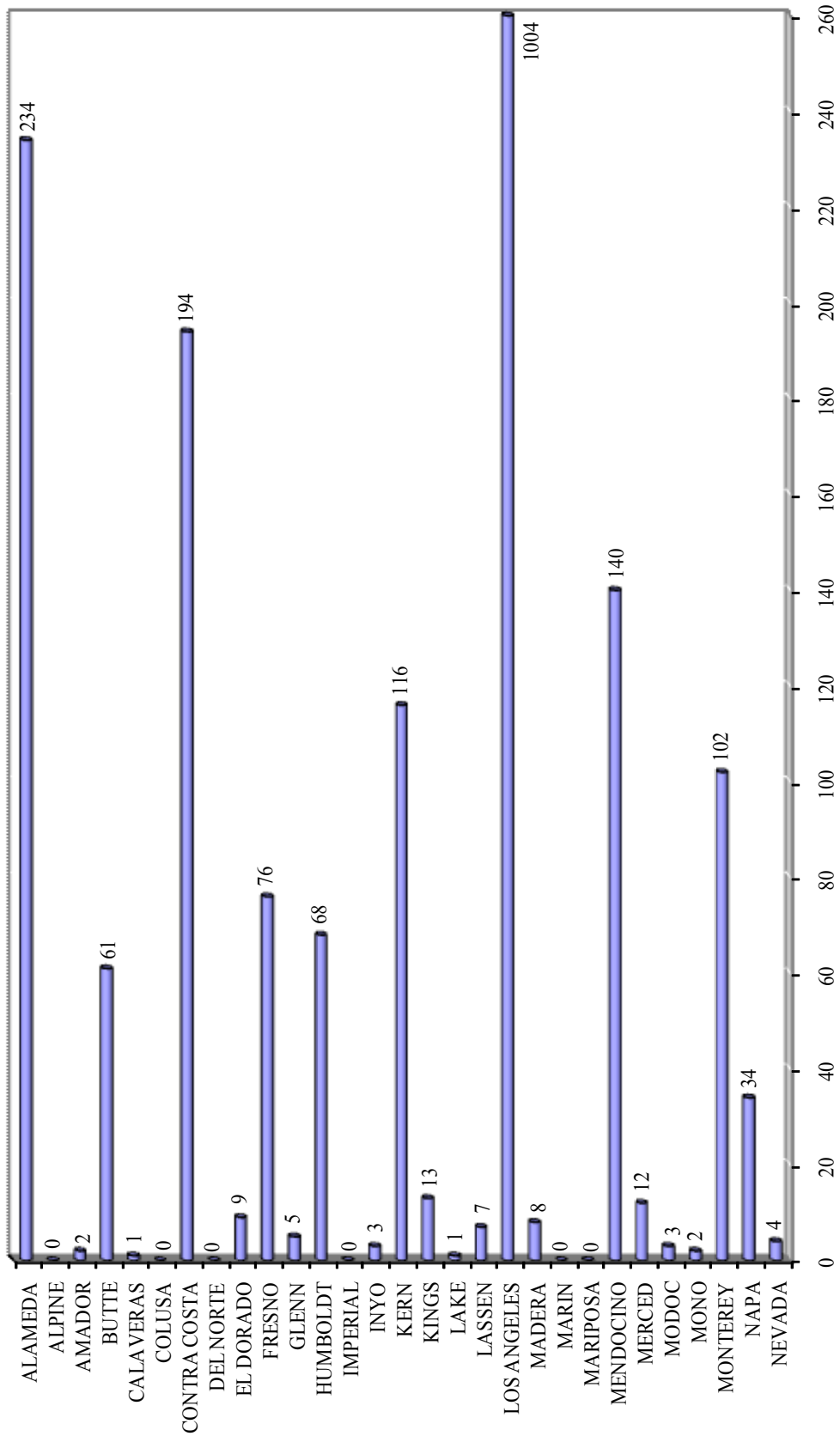
State of California  
ASSET FORFEITURE REPORT - 2008

Table 2

County	Forfeitures Completed	Amount Disbursed
SANTA BARBARA	66	\$504,338.51
SANTA CLARA	83	\$344,818.18
SANTA CRUZ	22	\$58,208.11
SHASTA	34	\$79,153.20
SIERRA	0	\$0.00
SISKIYOU	7	\$62,022.05
SOLANO	90	\$195,020.98
SONOMA	46	\$332,854.61
STANISLAUS	39	\$125,814.63
SUTTER	12	\$94,435.55
TEHAMA	12	\$60,981.21
TRINITY	0	\$0.00
TULARE	30	\$254,113.26
TUOLUMNE	3	\$13,401.87
VENTURA	85	\$491,650.66
YOLO	27	\$58,605.45
YUBA	0	\$0.00
<b>Total:</b>	<b>4,490</b>	<b>\$25,548,227.54</b>

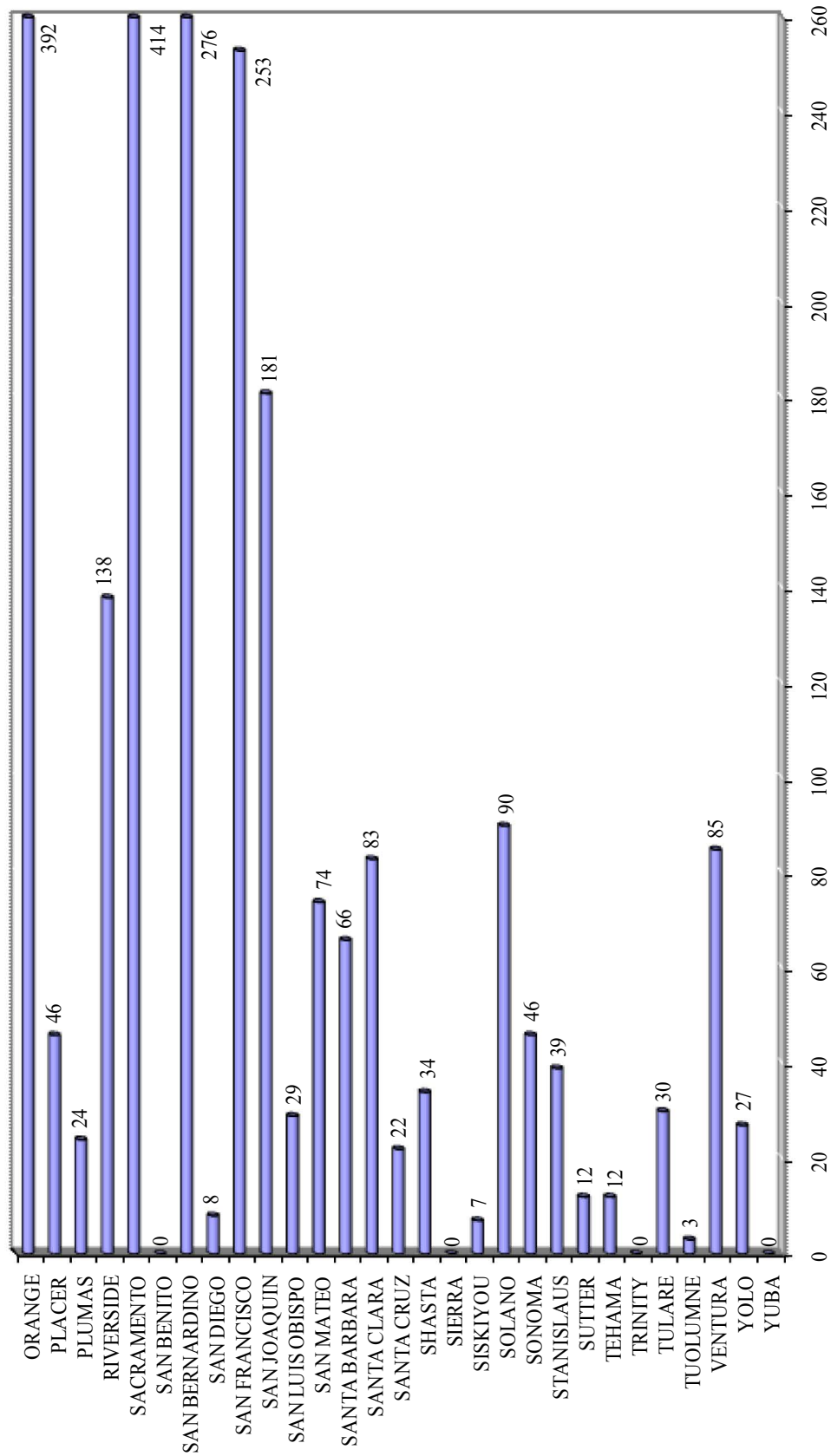


**Number of Forfeiture Actions Completed by County  
January 1, 2008 - December 31, 2008**



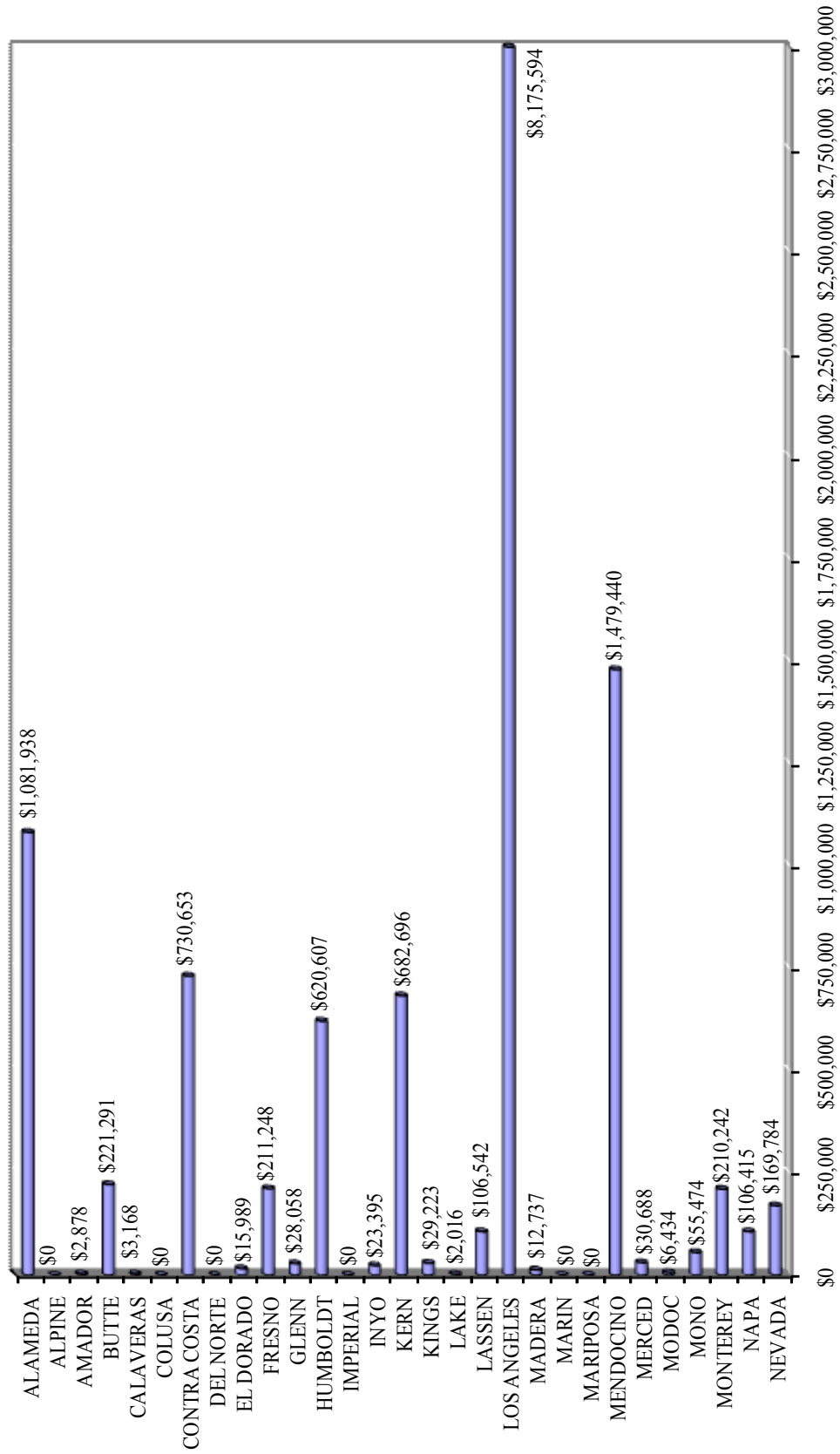


Number of Forfeiture Actions Completed by County  
January 1, 2008 - December 31, 2008



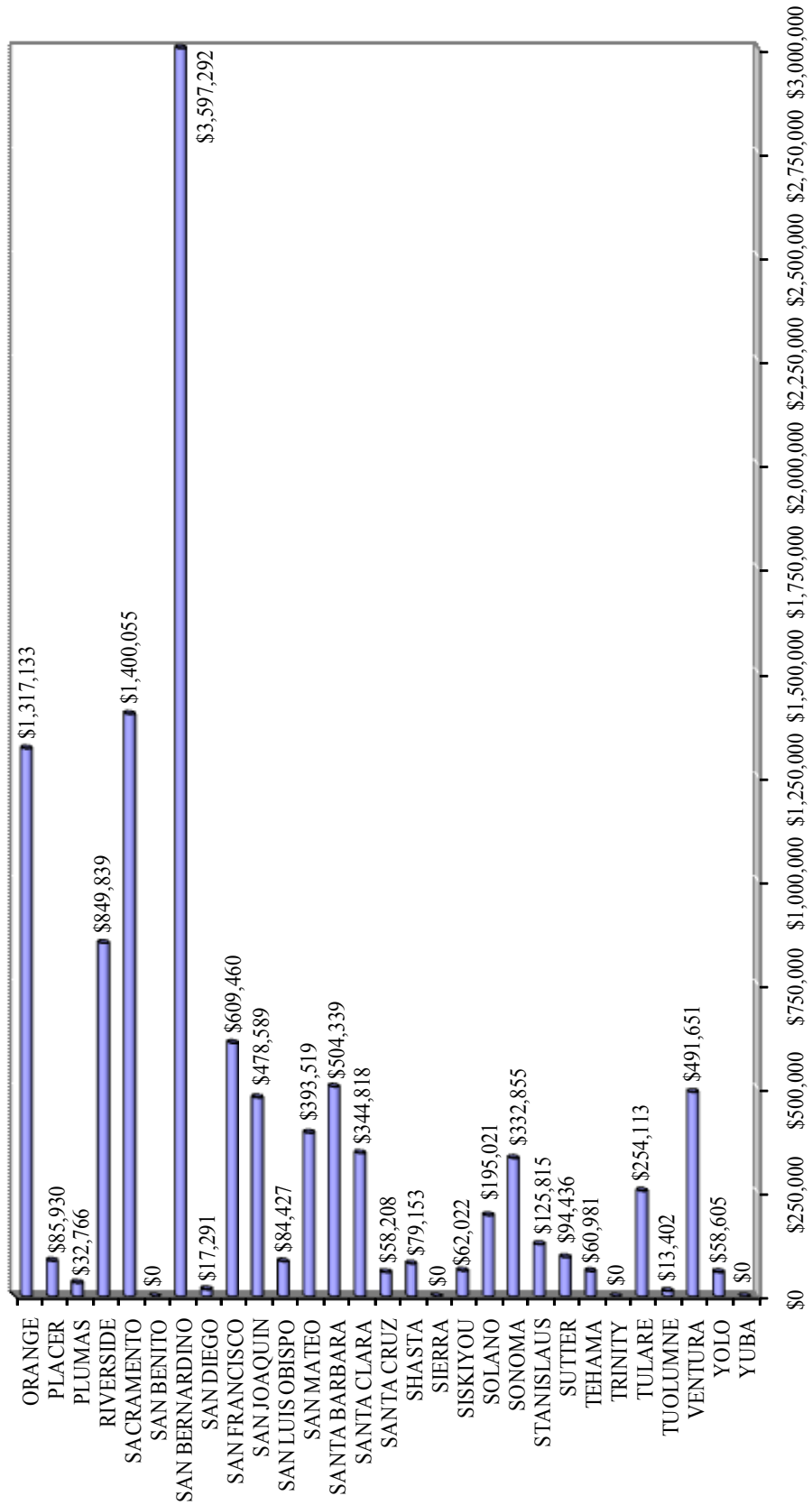


### Estimated Value of Forfeiture Actions Completed by County January 1, 2008 - December 31, 2008





### Estimated Value of Forfeiture Actions Completed by County January 1, 2008 - December 31, 2008





State of California  
**ASSET FORFEITURE REPORT - 2008**

*Table 3*

Admin Number	Docket Number	Amount Forfeited	Date Disbursed	Recipient	Amount Disbursed
<b>ALAMEDA</b>					
1	RG07-334700	\$124,730.00	6/12/2008	CDA DA OFFICE GENERAL FUND SAN LEANDRO PD	\$1,247.30 \$12,473.00 \$29,935.20 \$81,074.50
2	RG07-310506	\$31,950.00	8/19/2008	CDA DA OFFICE GENERAL FUND OAKLAND PD	\$319.50 \$3,195.00 \$7,668.00 \$20,767.50
3	RG07-350406	\$24,563.62	8/19/2008	CDA DA OFFICE GENERAL FUND OAKLAND PD	\$245.64 \$2,456.36 \$5,895.27 \$15,966.35
4	RG08-374829	\$25,858.00	12/9/2008	CDA DA OFFICE GENERAL FUND HAYWARD PD	\$258.58 \$2,585.80 \$6,205.92 \$16,807.70
5	RG06-254307	\$12,310.70	12/10/2008	CDA DA OFFICE GENERAL FUND OAKLAND PD	\$123.11 \$1,231.07 \$2,954.57 \$8,001.95
6	RG06-273413	\$38,391.00	12/10/2008	CDA DA OFFICE GENERAL FUND SAN LEANDRO PD	\$383.91 \$3,839.10 \$9,213.84 \$24,954.15
7	RG06-301693	\$56,022.89	12/10/2008	CDA DA OFFICE GENERAL FUND SAN LEANDRO PD	\$560.23 \$5,602.29 \$13,445.49 \$36,414.88
RG07-318222		\$28,229.00	8/19/2008	CDA DA OFFICE GENERAL FUND OAKLAND PD	\$282.29 \$2,822.90 \$6,774.96 \$18,348.85
Y25-026		\$3,766.00	6/12/2008	ALAMEDA CO SO CDA DA OFFICE GENERAL FUND	\$2,447.90 \$37.66 \$376.60 \$903.84





State of California  
**ASSET FORFEITURE REPORT - 2008**

*Table 3*

Admin Number	Docket Number	Amount Forfeited	Date Disbursed	Recipient	Amount Disbursed
Y25-040		\$1,902.11	12/9/2008	BERKELEY PD	\$1,236.37
				CDA	\$19.02
				DA OFFICE	\$190.21
				GENERAL FUND	\$456.51
Y25-099		\$810.00	8/19/2008	CDA	\$8.10
				DA OFFICE	\$81.00
				GENERAL FUND	\$194.40
				OAKLAND PD	\$526.50
Y25-148		\$5,028.00	8/19/2008	CDA	\$50.28
				DA OFFICE	\$502.80
				GENERAL FUND	\$1,206.72
				OAKLAND PD	\$3,268.20
Y25-157		\$660.58	6/12/2008	ALAMEDA CO SO	\$429.37
				CDA	\$6.61
				DA OFFICE	\$66.06
				GENERAL FUND	\$158.54
Y25-174		\$1,391.31	6/12/2008	ALAMEDA CO SO	\$904.36
				CDA	\$13.91
				DA OFFICE	\$139.13
				GENERAL FUND	\$333.91
Y26-021		\$6,400.62	12/10/2008	CDA	\$64.01
				DA OFFICE	\$640.06
				GENERAL FUND	\$1,536.15
				TF SOUTHERN ALAMEDA CO	\$4,160.40
Y26-025		\$4,066.00	8/19/2008	CDA	\$40.66
				DA OFFICE	\$406.60
				GENERAL FUND	\$975.84
				OAKLAND PD	\$2,642.90
Y26-055		\$5,915.00	6/12/2008	ALAMEDA CO SO	\$3,844.75
				CDA	\$59.15
				DA OFFICE	\$591.50
				GENERAL FUND	\$1,419.60
Y26-068		\$955.00	12/9/2008	ALAMEDA CO SO	\$620.75
				CDA	\$9.55
				DA OFFICE	\$95.50
				GENERAL FUND	\$229.20
Y26-075		\$1,045.00	8/19/2008	CDA	\$10.45



State of California  
**ASSET FORFEITURE REPORT - 2008**

*Table 3*

Admin Number	Docket Number	Amount Forfeited	Date Disbursed	Recipient	Amount Disbursed
				DA OFFICE	\$104.50
				GENERAL FUND	\$250.80
				OAKLAND PD	\$679.25
Y26-079		\$915.00	6/12/2008		
				ALAMEDA CO SO	\$594.75
				CDAA	\$9.15
				DA OFFICE	\$91.50
				GENERAL FUND	\$219.60
Y26-082		\$1,147.87	12/10/2008		
				CDAA	\$11.48
				DA OFFICE	\$114.79
				GENERAL FUND	\$275.49
				TF SOUTHERN ALAMEDA CO	\$746.11
Y26-091		\$1,189.00	8/19/2008		
				CDAA	\$11.89
				DA OFFICE	\$118.90
				GENERAL FUND	\$285.36
				OAKLAND PD	\$772.85
Y26-092		\$765.00	8/19/2008		
				CDAA	\$7.65
				DA OFFICE	\$76.50
				GENERAL FUND	\$183.60
				OAKLAND PD	\$497.25
Y26-107		\$1,757.09	6/12/2008		
				CDAA	\$17.57
				CHP-HAYWARD	\$1,142.11
				DA OFFICE	\$175.71
				GENERAL FUND	\$421.70
Y26-108		\$6,214.00	8/19/2008		
				CDAA	\$62.14
				DA OFFICE	\$621.40
				GENERAL FUND	\$1,491.36
				OAKLAND PD	\$4,039.10
Y26-110		\$4,885.72	8/19/2008		
				CDAA	\$48.86
				DA OFFICE	\$488.57
				GENERAL FUND	\$1,172.57
				OAKLAND PD	\$3,175.72
Y26-117		\$6,417.00	8/19/2008		
				CDAA	\$64.17
				DA OFFICE	\$641.70
				GENERAL FUND	\$1,540.08
				OAKLAND PD	\$4,171.05
Y26-120		\$7,385.00	6/12/2008		
				ALAMEDA CO SO	\$4,800.25
				CDAA	\$73.85
				DA OFFICE	\$738.50



State of California  
**ASSET FORFEITURE REPORT - 2008**

*Table 3*

Admin Number	Docket Number	Amount Forfeited	Date Disbursed	Recipient	Amount Disbursed
				GENERAL FUND	\$1,772.40
Y26-121		\$735.00	8/19/2008	CDA A	\$7.35
				DA OFFICE	\$73.50
				GENERAL FUND	\$176.40
				OAKLAND PD	\$477.75
Y26-124		\$7,480.00	8/19/2008	CDA A	\$74.80
				DA OFFICE	\$748.00
				GENERAL FUND	\$1,795.20
				OAKLAND PD	\$4,862.00
Y26-126		\$3,206.00	8/19/2008	CDA A	\$32.06
				DA OFFICE	\$320.60
				GENERAL FUND	\$769.44
				OAKLAND PD	\$2,083.90
Y26-128		\$2,415.00	8/19/2008	CDA A	\$24.15
				DA OFFICE	\$241.50
				GENERAL FUND	\$579.60
				OAKLAND PD	\$1,569.75
Y26-129		\$1,175.00	8/19/2008	CDA A	\$11.75
				DA OFFICE	\$117.50
				GENERAL FUND	\$282.00
				OAKLAND PD	\$763.75
Y26-131		\$7,107.00	6/12/2008	CDA A	\$71.07
				DA OFFICE	\$710.70
				DUBLIN PD	\$4,619.55
				GENERAL FUND	\$1,705.68
Y26-133		\$5,415.00	8/19/2008	CDA A	\$54.15
				DA OFFICE	\$541.50
				GENERAL FUND	\$1,299.60
				OAKLAND PD	\$3,519.75
Y26-136		\$2,080.00	8/19/2008	CDA A	\$20.80
				DA OFFICE	\$208.00
				GENERAL FUND	\$499.20
				OAKLAND PD	\$1,352.00
Y26-137		\$2,186.77	6/12/2008	ALAMEDA PD	\$1,421.40
				CDA A	\$21.87
				DA OFFICE	\$218.68
				GENERAL FUND	\$524.82



State of California  
**ASSET FORFEITURE REPORT - 2008**

*Table 3*

Admin Number	Docket Number	Amount Forfeited	Date Disbursed	Recipient	Amount Disbursed
Y26-138		\$3,209.00	8/19/2008	CDA DA OFFICE GENERAL FUND OAKLAND PD	\$32.09 \$320.90 \$770.16 \$2,085.85
Y26-139		\$10,923.72	6/12/2008	CDA DA OFFICE GENERAL FUND SAN LEANDRO PD	\$109.24 \$1,092.37 \$2,621.69 \$7,100.42
Y26-141		\$1,503.00	8/19/2008	CDA DA OFFICE GENERAL FUND OAKLAND PD	\$15.03 \$150.30 \$360.72 \$976.95
Y26-142		\$693.00	8/19/2008	CDA DA OFFICE GENERAL FUND OAKLAND PD	\$6.93 \$69.30 \$166.32 \$450.45
Y26-143		\$695.00	12/9/2008	CDA DA OFFICE GENERAL FUND LIVERMORE PD	\$6.95 \$69.50 \$166.80 \$451.75
Y26-145		\$651.00	8/19/2008	CDA DA OFFICE GENERAL FUND OAKLAND PD	\$6.51 \$65.10 \$156.24 \$423.15
Y26-146		\$1,188.00	6/12/2008	ALAMEDA CO SO CDA DA OFFICE GENERAL FUND	\$772.20 \$11.88 \$118.80 \$285.12
Y26-153		\$926.00	8/19/2008	CDA DA OFFICE GENERAL FUND OAKLAND PD	\$9.26 \$92.60 \$222.24 \$601.90
Y26-161		\$617.00	8/19/2008	CDA DA OFFICE GENERAL FUND OAKLAND PD	\$6.17 \$61.70 \$148.08 \$401.05
Y26-162		\$815.00	8/19/2008	CDA	\$8.15



State of California  
**ASSET FORFEITURE REPORT - 2008**

*Table 3*

Admin Number	Docket Number	Amount Forfeited	Date Disbursed	Recipient	Amount Disbursed
				DA OFFICE	\$81.50
				GENERAL FUND	\$195.60
				OAKLAND PD	\$529.75
Y26-163		\$1,905.00	8/19/2008		
				CDA A	\$19.05
				DA OFFICE	\$190.50
				GENERAL FUND	\$457.20
				OAKLAND PD	\$1,238.25
Y26-167		\$6,320.08	6/12/2008		
				CDA A	\$63.20
				CHP	\$4,108.05
				DA OFFICE	\$632.01
				GENERAL FUND	\$1,516.82
Y26-169		\$1,948.00	8/19/2008		
				CDA A	\$19.48
				DA OFFICE	\$194.80
				GENERAL FUND	\$467.52
				OAKLAND PD	\$1,266.20
Y26-171		\$1,942.00	8/19/2008		
				CDA A	\$19.42
				DA OFFICE	\$194.20
				GENERAL FUND	\$466.08
				OAKLAND PD	\$1,262.30
Y26-173		\$790.00	8/19/2008		
				CDA A	\$7.90
				DA OFFICE	\$79.00
				GENERAL FUND	\$189.60
				OAKLAND PD	\$513.50
Y26-174		\$765.47	8/19/2008		
				CDA A	\$87.65
				DA OFFICE	\$76.55
				GENERAL FUND	\$183.71
				OAKLAND PD	\$417.56
Y26-177		\$1,306.00	8/19/2008		
				CDA A	\$13.06
				DA OFFICE	\$130.60
				GENERAL FUND	\$313.44
				OAKLAND PD	\$848.90
Y26-180		\$1,011.00	8/19/2008		
				CDA A	\$10.11
				DA OFFICE	\$101.10
				GENERAL FUND	\$242.64
				OAKLAND PD	\$657.15
Y26-184		\$3,228.00	12/9/2008		
				ALAMEDA CO SO	\$2,098.20
				CDA A	\$32.28
				DA OFFICE	\$322.80



State of California  
**ASSET FORFEITURE REPORT - 2008**

*Table 3*

Admin Number	Docket Number	Amount Forfeited	Date Disbursed	Recipient	Amount Disbursed
Y26-186		\$770.00	8/19/2008	GENERAL FUND	\$774.72
				CDA A	\$7.70
				DA OFFICE	\$77.00
				GENERAL FUND	\$184.80
Y26-187		\$1,521.00	6/12/2008	OAKLAND PD	\$500.50
				CDA A	\$15.21
				DA OFFICE	\$152.10
				GENERAL FUND	\$365.04
Y26-188		\$649.90	8/19/2008	HAYWARD PD	\$988.65
				CDA A	\$6.50
				DA OFFICE	\$64.99
				GENERAL FUND	\$155.98
Y26-189		\$939.00	8/19/2008	OAKLAND PD	\$422.43
				CDA A	\$9.39
				DA OFFICE	\$93.90
				GENERAL FUND	\$225.36
Y26-195		\$13,754.16	8/19/2008	OAKLAND PD	\$610.35
				CDA A	\$137.54
				DA OFFICE	\$1,375.42
				GENERAL FUND	\$3,301.00
Y26-196		\$2,373.00	8/19/2008	OAKLAND PD	\$8,940.20
				CDA A	\$23.73
				DA OFFICE	\$237.30
				GENERAL FUND	\$569.52
Y26-197		\$4,107.00	8/19/2008	OAKLAND PD	\$1,542.45
				CDA A	\$41.07
				DA OFFICE	\$410.70
				GENERAL FUND	\$985.68
Y26-201		\$1,814.00	6/12/2008	OAKLAND PD	\$2,669.55
				ALAMEDA CO SO	\$1,179.10
				CDA A	\$18.14
				DA OFFICE	\$181.40
Y26-202		\$1,838.00	12/9/2008	GENERAL FUND	\$435.36
				ALAMEDA CO SO	\$1,194.70
				CDA A	\$18.38
				DA OFFICE	\$183.80
				GENERAL FUND	\$441.12



State of California  
**ASSET FORFEITURE REPORT - 2008**

*Table 3*

Admin Number	Docket Number	Amount Forfeited	Date Disbursed	Recipient	Amount Disbursed
Y26-205		\$8,123.60	6/12/2008	BERKELEY PD	\$5,280.34
				CDA A	\$81.24
				DA OFFICE	\$812.36
				GENERAL FUND	\$1,949.66
Y27-002		\$1,615.01	6/12/2008	BERKELEY PD	\$1,049.76
				CDA A	\$16.15
				DA OFFICE	\$161.50
				GENERAL FUND	\$387.60
Y27-008		\$1,200.72	8/19/2008	CDA A	\$12.01
				DA OFFICE	\$120.07
				GENERAL FUND	\$288.17
				OAKLAND PD	\$780.47
Y27-009		\$2,745.00	8/19/2008	CDA A	\$27.45
				DA OFFICE	\$274.50
				GENERAL FUND	\$658.80
				OAKLAND PD	\$1,784.25
Y27-010		\$4,537.00	8/19/2008	CDA A	\$45.37
				DA OFFICE	\$453.70
				GENERAL FUND	\$1,088.88
				OAKLAND PD	\$2,949.05
Y27-012		\$754.00	8/19/2008	CDA A	\$7.54
				DA OFFICE	\$75.40
				GENERAL FUND	\$180.96
				OAKLAND PD	\$490.10
Y27-026		\$1,374.00	8/19/2008	CDA A	\$13.74
				DA OFFICE	\$137.40
				GENERAL FUND	\$329.76
				OAKLAND PD	\$893.10
Y27-027		\$2,445.00	8/19/2008	CDA A	\$24.45
				DA OFFICE	\$244.50
				GENERAL FUND	\$586.80
				OAKLAND PD	\$1,589.25
Y27-029		\$2,555.00	8/19/2008	CDA A	\$25.55
				DA OFFICE	\$255.50
				GENERAL FUND	\$613.20
				OAKLAND PD	\$1,660.75
Y27-030		\$841.41	12/10/2008	CDA A	\$8.41



State of California  
**ASSET FORFEITURE REPORT - 2008**

*Table 3*

Admin Number	Docket Number	Amount Forfeited	Date Disbursed	Recipient	Amount Disbursed
				DA OFFICE	\$84.14
				GENERAL FUND	\$201.94
				TF SOUTHERN ALAMEDA CO	\$546.92
Y27-031		\$8,072.00	8/19/2008		
				CDA A	\$80.72
				DA OFFICE	\$807.20
				GENERAL FUND	\$1,937.28
				OAKLAND PD	\$5,246.80
Y27-033		\$715.00	6/12/2008		
				ALAMEDA CO SO	\$464.75
				CDA A	\$7.15
				DA OFFICE	\$71.50
				GENERAL FUND	\$171.60
Y27-038		\$1,558.25	8/19/2008		
				CDA A	\$15.58
				DA OFFICE	\$155.83
				GENERAL FUND	\$373.98
				OAKLAND PD	\$1,012.86
Y27-046		\$1,063.00	8/19/2008		
				CDA A	\$10.63
				DA OFFICE	\$106.30
				GENERAL FUND	\$255.12
				OAKLAND PD	\$690.95
Y27-047		\$931.00	8/19/2008		
				CDA A	\$9.31
				DA OFFICE	\$93.10
				GENERAL FUND	\$223.44
				OAKLAND PD	\$605.15
Y27-049		\$4,830.00	8/19/2008		
				CDA A	\$48.30
				DA OFFICE	\$483.00
				GENERAL FUND	\$1,159.20
				OAKLAND PD	\$3,139.50
Y27-051		\$685.96	12/10/2008		
				CDA A	\$6.86
				DA OFFICE	\$68.60
				GENERAL FUND	\$164.63
				UC BERKELEY PD	\$445.87
Y27-054		\$16,811.00	6/12/2008		
				CDA A	\$168.11
				CHP-DUBLIN	\$2,322.02
				DA OFFICE	\$1,681.10
				DUBLIN PD	\$8,605.13
				GENERAL FUND	\$4,034.64
Y27-055		\$1,389.00	8/19/2008		
				CDA A	\$13.89
				DA OFFICE	\$138.90





State of California  
**ASSET FORFEITURE REPORT - 2008**

*Table 3*

Admin Number	Docket Number	Amount Forfeited	Date Disbursed	Recipient	Amount Disbursed
				GENERAL FUND	\$333.36
				OAKLAND PD	\$902.85
Y27-057		\$1,803.00	8/19/2008		
				CDAA	\$18.03
				DA OFFICE	\$180.30
				GENERAL FUND	\$432.72
				OAKLAND PD	\$1,171.95
Y27-058		\$1,894.00	6/12/2008		
				ALAMEDA CO SO	\$1,231.10
				CDAA	\$18.94
				DA OFFICE	\$189.40
				GENERAL FUND	\$454.56
Y27-059		\$715.00	8/19/2008		
				CDAA	\$7.15
				DA OFFICE	\$71.50
				GENERAL FUND	\$171.60
				OAKLAND PD	\$464.75
Y27-060		\$4,737.17	8/19/2008		
				CDAA	\$47.37
				DA OFFICE	\$473.72
				GENERAL FUND	\$1,136.92
				OAKLAND PD	\$3,079.16
Y27-061		\$4,455.00	8/19/2008		
				CDAA	\$44.55
				DA OFFICE	\$445.50
				GENERAL FUND	\$1,069.20
				OAKLAND PD	\$2,895.75
Y27-063		\$2,706.00	8/19/2008		
				CDAA	\$27.06
				DA OFFICE	\$270.60
				GENERAL FUND	\$649.44
				OAKLAND PD	\$1,758.90
Y27-064		\$1,875.00	6/12/2008		
				ALBANY PD	\$1,218.75
				CDAA	\$18.75
				DA OFFICE	\$187.50
				GENERAL FUND	\$450.00
Y27-066		\$2,510.00	6/12/2008		
				ALAMEDA CO SO	\$1,631.50
				CDAA	\$25.10
				DA OFFICE	\$251.00
				GENERAL FUND	\$602.40
Y27-068		\$10,011.00	6/12/2008		
				CDAA	\$100.11
				DA OFFICE	\$1,001.10
				GENERAL FUND	\$2,402.64
				SAN LEANDRO PD	\$6,507.15



State of California  
**ASSET FORFEITURE REPORT - 2008**

*Table 3*

Admin Number	Docket Number	Amount Forfeited	Date Disbursed	Recipient	Amount Disbursed
Y27-069		\$1,070.58	8/19/2008	CDA DA OFFICE GENERAL FUND OAKLAND PD	\$10.71 \$107.06 \$256.94 \$695.87
Y27-070		\$613.00	8/19/2008	CDA DA OFFICE GENERAL FUND OAKLAND PD	\$6.13 \$61.30 \$147.12 \$398.45
Y27-072		\$1,478.00	8/19/2008	CDA DA OFFICE GENERAL FUND OAKLAND PD	\$14.78 \$147.80 \$354.72 \$960.70
Y27-075		\$6,393.00	8/19/2008	CDA DA OFFICE GENERAL FUND OAKLAND PD	\$63.93 \$639.30 \$1,534.32 \$4,155.45
Y27-076		\$5,452.62	12/9/2008	ALAMEDA PD CDA DA OFFICE GENERAL FUND	\$3,544.20 \$54.53 \$545.26 \$1,308.63
Y27-077		\$1,810.00	8/19/2008	CDA DA OFFICE GENERAL FUND OAKLAND PD	\$18.10 \$181.00 \$434.40 \$1,176.50
Y27-079		\$1,972.14	6/12/2008	BERKELEY PD CDA DA OFFICE GENERAL FUND	\$1,281.90 \$19.72 \$197.21 \$473.31
Y27-081		\$1,310.12	6/12/2008	BERKELEY PD CDA DA OFFICE GENERAL FUND	\$851.58 \$13.10 \$131.01 \$314.43
Y27-082		\$3,730.00	8/19/2008	CDA DA OFFICE GENERAL FUND OAKLAND PD	\$37.30 \$373.00 \$895.20 \$2,424.50
Y27-083		\$8,822.23	6/12/2008	BERKELEY PD	\$5,734.45



State of California  
**ASSET FORFEITURE REPORT - 2008**

*Table 3*

Admin Number	Docket Number	Amount Forfeited	Date Disbursed	Recipient	Amount Disbursed
				CDA A	\$88.22
				DA OFFICE	\$882.22
				GENERAL FUND	\$2,117.34
Y27-084		\$933.41	6/12/2008		
				BERKELEY PD	\$606.72
				CDA A	\$9.33
				DA OFFICE	\$93.34
				GENERAL FUND	\$224.02
Y27-085		\$702.24	6/12/2008		
				BERKELEY PD	\$456.46
				CDA A	\$7.02
				DA OFFICE	\$70.22
				GENERAL FUND	\$168.54
Y27-086		\$1,907.00	8/19/2008		
				CDA A	\$19.07
				DA OFFICE	\$190.70
				GENERAL FUND	\$457.68
				OAKLAND PD	\$1,239.55
Y27-087		\$956.00	8/19/2008		
				CDA A	\$9.56
				DA OFFICE	\$95.60
				GENERAL FUND	\$229.44
				OAKLAND PD	\$621.40
Y27-088		\$2,455.00	8/19/2008		
				CDA A	\$24.55
				DA OFFICE	\$245.50
				GENERAL FUND	\$589.20
				OAKLAND PD	\$1,595.75
Y27-089		\$1,334.15	12/10/2008		
				CDA A	\$13.34
				DA OFFICE	\$133.42
				GENERAL FUND	\$320.20
				TF SOUTHERN ALAMEDA CO	\$867.19
Y27-091		\$12,868.61	6/12/2008		
				CDA A	\$128.69
				CHP-DUBLIN	\$8,364.59
				DA OFFICE	\$1,286.86
				GENERAL FUND	\$3,088.47
Y27-092		\$3,123.00	8/19/2008		
				CDA A	\$31.23
				DA OFFICE	\$312.30
				GENERAL FUND	\$749.52
				OAKLAND PD	\$2,029.95
Y27-093		\$838.00	8/19/2008		
				CDA A	\$8.38
				DA OFFICE	\$83.80
				GENERAL FUND	\$201.12



State of California  
**ASSET FORFEITURE REPORT - 2008**

*Table 3*

Admin Number	Docket Number	Amount Forfeited	Date Disbursed	Recipient	Amount Disbursed
Y27-094		\$1,207.00	8/19/2008	OAKLAND PD	\$544.70
				CDA	\$12.07
				DA OFFICE	\$120.70
				GENERAL FUND	\$289.68
Y27-095		\$1,362.00	8/19/2008	OAKLAND PD	\$784.55
				CDA	\$13.62
				DA OFFICE	\$136.20
				GENERAL FUND	\$326.88
Y27-096		\$920.00	8/19/2008	OAKLAND PD	\$885.30
				CDA	\$9.20
				DA OFFICE	\$92.00
				GENERAL FUND	\$220.80
Y27-097		\$2,171.00	8/19/2008	OAKLAND PD	\$598.00
				CDA	\$821.71
				DA OFFICE	\$217.10
				GENERAL FUND	\$521.04
Y27-098		\$6,366.80	6/12/2008	OAKLAND PD	\$611.15
				CDA	\$63.67
				DA OFFICE	\$636.68
				GENERAL FUND	\$1,528.03
Y27-099		\$1,118.02	6/12/2008	TF SOUTHERN ALAMEDA CO	\$4,138.42
				ALAMEDA CO SO	\$726.72
				CDA	\$11.18
				DA OFFICE	\$111.80
Y27-101		\$1,160.00	6/12/2008	GENERAL FUND	\$268.32
				ALAMEDA CO SO	\$754.00
				CDA	\$11.60
				DA OFFICE	\$116.00
Y27-102		\$1,680.00	8/19/2008	GENERAL FUND	\$278.40
				CDA	\$16.80
				DA OFFICE	\$168.00
				GENERAL FUND	\$403.20
Y27-103		\$2,835.80	8/19/2008	OAKLAND PD	\$1,092.00
				CDA	\$28.36
				DA OFFICE	\$283.58
				GENERAL FUND	\$680.59
				OAKLAND PD	\$1,843.27



State of California  
**ASSET FORFEITURE REPORT - 2008**

*Table 3*

Admin Number	Docket Number	Amount Forfeited	Date Disbursed	Recipient	Amount Disbursed
Y27-104		\$4,056.00	6/12/2008	CDA DA OFFICE GENERAL FUND SAN LEANDRO PD	\$40.56 \$405.60 \$973.44 \$2,636.40
Y27-106		\$2,953.48	6/12/2008	BERKELEY PD CDA DA OFFICE GENERAL FUND	\$1,919.76 \$29.53 \$295.35 \$708.84
Y27-107		\$1,135.00	6/12/2008	CDA DA OFFICE DUBLIN PD GENERAL FUND	\$11.35 \$113.50 \$737.75 \$272.40
Y27-109		\$6,694.47	6/12/2008	CDA DA OFFICE GENERAL FUND TF SOUTHERN ALAMEDA CO	\$66.94 \$669.45 \$1,606.67 \$4,351.41
Y27-110		\$14,092.00	8/19/2008	CDA DA OFFICE GENERAL FUND OAKLAND PD	\$140.92 \$1,409.20 \$3,382.08 \$9,159.80
Y27-111		\$1,410.00	8/19/2008	CDA DA OFFICE GENERAL FUND OAKLAND PD	\$14.10 \$141.00 \$338.40 \$916.50
Y27-112		\$1,457.24	6/12/2008	ALAMEDA CO SO CDA DA OFFICE GENERAL FUND	\$947.21 \$14.57 \$145.72 \$349.74
Y27-113		\$755.00	8/19/2008	CDA DA OFFICE GENERAL FUND OAKLAND PD	\$7.55 \$75.50 \$181.20 \$490.75
Y27-114		\$5,485.00	8/19/2008	CDA DA OFFICE GENERAL FUND OAKLAND PD	\$54.85 \$548.50 \$1,316.40 \$3,565.25
Y27-117		\$1,631.00	8/19/2008	CDA	\$16.31



State of California  
**ASSET FORFEITURE REPORT - 2008**

*Table 3*

Admin Number	Docket Number	Amount Forfeited	Date Disbursed	Recipient	Amount Disbursed
				DA OFFICE	\$163.10
				GENERAL FUND	\$391.44
				OAKLAND PD	\$1,060.15
Y27-119		\$1,553.74	6/12/2008		
				CDA A	\$15.54
				DA OFFICE	\$155.37
				GENERAL FUND	\$372.90
				TF SOUTHERN ALAMEDA CO	\$1,009.93
Y27-120		\$11,271.00	8/19/2008		
				CDA A	\$112.71
				DA OFFICE	\$1,127.10
				GENERAL FUND	\$2,705.04
				OAKLAND PD	\$7,326.15
Y27-121		\$1,277.00	8/19/2008		
				CDA A	\$12.77
				DA OFFICE	\$127.70
				GENERAL FUND	\$306.48
				OAKLAND PD	\$830.05
Y27-122		\$20,016.00	8/19/2008		
				CDA A	\$200.16
				DA OFFICE	\$2,001.60
				GENERAL FUND	\$4,803.84
				OAKLAND PD	\$13,010.40
Y27-124		\$7,579.79	6/12/2008		
				CDA A	\$75.80
				DA OFFICE	\$757.98
				GENERAL FUND	\$1,819.15
				SAN LEANDRO PD	\$4,926.86
Y27-125		\$2,667.00	6/12/2008		
				CDA A	\$26.67
				DA OFFICE	\$266.70
				GENERAL FUND	\$640.08
				LIVERMORE PD	\$1,733.55
Y27-126		\$1,112.00	6/12/2008		
				ALBANY PD	\$722.80
				CDA A	\$11.12
				DA OFFICE	\$111.20
				GENERAL FUND	\$266.88
Y27-127		\$1,444.00	8/19/2008		
				CDA A	\$14.44
				DA OFFICE	\$144.40
				GENERAL FUND	\$346.56
				OAKLAND PD	\$938.60
Y27-129		\$877.96	8/19/2008		
				CDA A	\$8.78
				DA OFFICE	\$87.80
				GENERAL FUND	\$210.71



State of California  
**ASSET FORFEITURE REPORT - 2008**

*Table 3*

Admin Number	Docket Number	Amount Forfeited	Date Disbursed	Recipient	Amount Disbursed
				OAKLAND PD	\$570.67
Y27-130		\$1,236.00	8/19/2008		
				CDA A	\$12.36
				DA OFFICE	\$123.60
				GENERAL FUND	\$296.64
				OAKLAND PD	\$803.40
Y27-131		\$680.00	8/19/2008		
				CDA A	\$6.80
				DA OFFICE	\$68.00
				GENERAL FUND	\$163.20
				OAKLAND PD	\$442.00
Y27-133		\$2,682.00	8/19/2008		
				CDA A	\$26.82
				DA OFFICE	\$268.20
				GENERAL FUND	\$643.68
				OAKLAND PD	\$1,743.30
Y27-135		\$8,710.00	6/12/2008		
				CDA A	\$87.10
				DA OFFICE	\$871.00
				GENERAL FUND	\$2,090.40
				SAN LEANDRO PD	\$5,661.50
Y27-136		\$2,904.79	6/12/2008		
				CDA A	\$29.05
				DA OFFICE	\$290.48
				GENERAL FUND	\$697.15
				SAN LEANDRO PD	\$1,888.11
Y27-137		\$3,812.83	6/12/2008		
				BERKELEY PD	\$2,478.34
				CDA A	\$38.13
				DA OFFICE	\$381.28
				GENERAL FUND	\$915.08
Y27-140		\$1,417.00	6/12/2008		
				CDA A	\$14.17
				DA OFFICE	\$141.70
				GENERAL FUND	\$340.08
				SAN LEANDRO PD	\$921.05
Y27-141		\$718.79	8/19/2008		
				CDA A	\$7.19
				DA OFFICE	\$71.88
				GENERAL FUND	\$172.51
				OAKLAND PD	\$467.21
Y27-142		\$737.00	8/19/2008		
				CDA A	\$7.37
				DA OFFICE	\$73.70
				GENERAL FUND	\$176.88
				OAKLAND PD	\$479.05



State of California  
**ASSET FORFEITURE REPORT - 2008**

*Table 3*

Admin Number	Docket Number	Amount Forfeited	Date Disbursed	Recipient	Amount Disbursed
Y27-144		\$880.00	8/19/2008	CDA DA OFFICE GENERAL FUND OAKLAND PD	\$8.80 \$88.00 \$211.20 \$572.00
Y27-145		\$22,514.16	8/19/2008	CDA DA OFFICE GENERAL FUND OAKLAND PD	\$225.14 \$2,251.42 \$5,403.40 \$14,634.20
Y27-147		\$1,034.63	12/10/2008	CDA DA OFFICE GENERAL FUND PLEASANTON PD	\$10.35 \$103.46 \$248.31 \$672.51
Y27-148		\$812.11	6/12/2008	CDA DA OFFICE GENERAL FUND TF SOUTHERN ALAMEDA CO	\$8.12 \$81.21 \$194.91 \$527.87
Y27-149		\$756.54	6/12/2008	BERKELEY PD CDA DA OFFICE GENERAL FUND	\$491.75 \$7.57 \$75.65 \$181.57
Y27-150		\$1,556.00	8/19/2008	CDA DA OFFICE GENERAL FUND OAKLAND PD	\$15.56 \$155.60 \$373.44 \$1,011.40
Y27-151		\$768.15	6/12/2008	CDA DA OFFICE GENERAL FUND PLEASANTON PD	\$7.68 \$76.82 \$184.36 \$499.29
Y27-152		\$820.00	8/19/2008	CDA DA OFFICE GENERAL FUND OAKLAND PD	\$8.20 \$82.00 \$196.80 \$533.00
Y27-154		\$2,330.00	6/12/2008	CDA DA OFFICE GENERAL FUND LIVERMORE PD	\$23.30 \$233.00 \$559.20 \$1,514.50
Y27-156		\$2,241.00	6/12/2008	CDA	\$22.41





State of California  
**ASSET FORFEITURE REPORT - 2008**

*Table 3*

Admin Number	Docket Number	Amount Forfeited	Date Disbursed	Recipient	Amount Disbursed
				DA OFFICE	\$224.10
				DUBLIN PD	\$1,456.65
				GENERAL FUND	\$537.84
Y27-157		\$694.62	12/10/2008		
				CDA A	\$6.95
				DA OFFICE	\$69.46
				GENERAL FUND	\$166.71
				TF SOUTHERN ALAMEDA CO	\$451.50
Y27-158		\$1,648.58	8/19/2008		
				CDA A	\$16.49
				DA OFFICE	\$164.86
				GENERAL FUND	\$395.66
				OAKLAND PD	\$1,071.57
Y27-159		\$5,050.00	8/19/2008		
				CDA A	\$50.50
				DA OFFICE	\$505.00
				GENERAL FUND	\$1,212.00
				OAKLAND PD	\$3,282.50
Y27-160		\$1,766.00	8/19/2008		
				CDA A	\$17.66
				DA OFFICE	\$176.60
				GENERAL FUND	\$423.84
				OAKLAND PD	\$1,147.90
Y27-162		\$7,934.00	6/12/2008		
				CDA A	\$79.34
				DA OFFICE	\$793.40
				GENERAL FUND	\$1,904.16
				HAYWARD PD	\$5,157.10
Y27-163		\$421.00	12/9/2008		
				ALAMEDA CO SO	\$273.65
				CDA A	\$4.21
				DA OFFICE	\$42.10
				GENERAL FUND	\$101.04
Y27-164		\$6,204.79	8/19/2008		
				CDA A	\$62.05
				DA OFFICE	\$620.48
				GENERAL FUND	\$1,489.15
				OAKLAND PD	\$4,033.11
Y27-165		\$2,414.75	6/12/2008		
				BERKELEY PD	\$1,569.58
				CDA A	\$24.15
				DA OFFICE	\$241.48
				GENERAL FUND	\$579.54
Y27-166		\$720.00	8/19/2008		
				CDA A	\$7.20
				DA OFFICE	\$72.00
				GENERAL FUND	\$172.80



State of California  
**ASSET FORFEITURE REPORT - 2008**

*Table 3*

Admin Number	Docket Number	Amount Forfeited	Date Disbursed	Recipient	Amount Disbursed
				OAKLAND PD	\$468.00
Y27-167		\$1,192.00	8/19/2008		
				CDA A	\$11.92
				DA OFFICE	\$119.20
				GENERAL FUND	\$286.08
				OAKLAND PD	\$774.80
Y27-168		\$822.31	6/12/2008		
				BERKELEY PD	\$534.51
				CDA A	\$8.22
				DA OFFICE	\$82.23
				GENERAL FUND	\$197.35
Y27-169		\$4,072.00	8/19/2008		
				CDA A	\$40.72
				DA OFFICE	\$407.20
				GENERAL FUND	\$977.28
				OAKLAND PD	\$2,646.80
Y27-173		\$3,818.00	8/19/2008		
				CDA A	\$38.18
				DA OFFICE	\$381.80
				GENERAL FUND	\$916.32
				OAKLAND PD	\$2,481.70
Y27-174		\$763.79	8/19/2008		
				CDA A	\$7.64
				DA OFFICE	\$76.38
				GENERAL FUND	\$183.31
				OAKLAND PD	\$496.46
Y27-178		\$2,556.00	12/9/2008		
				ALAMEDA CO SO	\$1,661.40
				CDA A	\$25.56
				DA OFFICE	\$255.60
				GENERAL FUND	\$613.44
Y27-182		\$1,005.00	8/19/2008		
				CDA A	\$10.05
				DA OFFICE	\$100.50
				GENERAL FUND	\$241.20
				OAKLAND PD	\$653.25
Y27-184		\$8,860.00	8/19/2008		
				CDA A	\$88.60
				DA OFFICE	\$886.00
				GENERAL FUND	\$2,126.40
				OAKLAND PD	\$5,759.00
Y27-187		\$3,662.79	12/10/2008		
				CDA A	\$36.63
				DA OFFICE	\$366.28
				GENERAL FUND	\$879.07
				SAN LEANDRO PD	\$2,380.81



State of California  
**ASSET FORFEITURE REPORT - 2008**

*Table 3*

Admin Number	Docket Number	Amount Forfeited	Date Disbursed	Recipient	Amount Disbursed
Y27-188		\$845.79	8/19/2008	CDA DA OFFICE GENERAL FUND OAKLAND PD	\$8.46 \$84.58 \$202.99 \$549.76
Y27-189		\$2,340.00	6/12/2008	CDA DA OFFICE GENERAL FUND LIVERMORE PD	\$23.40 \$234.00 \$561.60 \$1,521.00
Y27-190		\$1,097.00	6/12/2008	CDA DA OFFICE GENERAL FUND SAN FRANCISCO PD	\$10.97 \$109.70 \$263.28 \$713.05
Y27-191		\$930.00	12/9/2008	ALAMEDA CO SO CDA DA OFFICE GENERAL FUND	\$604.50 \$9.30 \$93.00 \$223.20
Y27-192		\$676.00	12/9/2008	CDA CHP DA OFFICE GENERAL FUND	\$6.76 \$439.40 \$67.60 \$162.24
Y27-194		\$1,413.00	8/19/2008	CDA DA OFFICE GENERAL FUND OAKLAND PD	\$14.13 \$141.30 \$339.12 \$918.45
Y27-195		\$24,912.23	12/9/2008	BERKELEY PD CDA DA OFFICE GENERAL FUND	\$16,192.95 \$249.12 \$2,491.22 \$5,978.94
Y27-201		\$1,189.00	6/12/2008	CDA DA OFFICE GENERAL FUND SAN LEANDRO PD	\$11.89 \$118.90 \$285.36 \$772.85
Y27-202		\$680.00	6/12/2008	CDA DA OFFICE GENERAL FUND HAYWARD PD	\$6.80 \$68.00 \$163.20 \$442.00
Y27-203		\$803.23	12/9/2008	CDA	\$8.03



State of California  
**ASSET FORFEITURE REPORT - 2008**

*Table 3*

Admin Number	Docket Number	Amount Forfeited	Date Disbursed	Recipient	Amount Disbursed
				CHP-HAYWARD	\$522.10
				DA OFFICE	\$80.32
				GENERAL FUND	\$192.78
Y27-204		\$1,781.43	6/12/2008		
				CDA A	\$17.81
				DA OFFICE	\$178.14
				GENERAL FUND	\$427.54
				TF SOUTHERN ALAMEDA CO	\$1,157.94
Y27-205		\$1,629.00	8/19/2008		
				CDA A	\$16.29
				DA OFFICE	\$162.90
				GENERAL FUND	\$390.96
				OAKLAND PD	\$1,058.85
Y27-208		\$665.00	6/12/2008		
				CDA A	\$6.65
				DA OFFICE	\$66.50
				GENERAL FUND	\$159.60
				HAYWARD PD	\$432.25
Y27-214		\$726.00	8/19/2008		
				CDA A	\$7.26
				DA OFFICE	\$72.60
				GENERAL FUND	\$174.24
				OAKLAND PD	\$471.90
Y27-216		\$7,588.00	8/19/2008		
				CDA A	\$75.88
				DA OFFICE	\$758.80
				GENERAL FUND	\$1,821.12
				OAKLAND PD	\$4,932.20
Y27-219		\$3,808.00	6/12/2008		
				CDA A	\$38.08
				DA OFFICE	\$380.80
				GENERAL FUND	\$913.92
				SAN FRANCISCO PD	\$2,475.20
Y27-221		\$11,623.00	6/12/2008		
				CDA A	\$116.23
				DA OFFICE	\$1,162.30
				GENERAL FUND	\$2,789.52
				HAYWARD PD	\$7,554.95
Y27-223		\$2,315.56	12/10/2008		
				CDA A	\$23.16
				DA OFFICE	\$231.56
				GENERAL FUND	\$555.73
				PLEASANTON PD	\$1,505.11
Y27-226		\$940.55	12/9/2008		
				BERKELEY PD	\$611.35
				CDA A	\$9.41
				DA OFFICE	\$94.06



State of California  
**ASSET FORFEITURE REPORT - 2008**

*Table 3*

Admin Number	Docket Number	Amount Forfeited	Date Disbursed	Recipient	Amount Disbursed
				GENERAL FUND	\$225.73
Y27-227		\$4,632.50	6/12/2008		
				CDA A	\$46.33
				DA OFFICE	\$463.25
				GENERAL FUND	\$1,111.80
				TF SOUTHERN ALAMEDA CO	\$3,011.12
Y27-228		\$2,868.00	6/12/2008		
				CDA A	\$28.68
				DA OFFICE	\$286.80
				GENERAL FUND	\$688.32
				HAYWARD PD	\$1,864.20
Y28-002		\$1,758.00	6/12/2008		
				CDA A	\$17.58
				DA OFFICE	\$175.80
				GENERAL FUND	\$421.92
				SAN LEANDRO PD	\$1,142.70
Y28-004		\$700.76	6/12/2008		
				CDA A	\$7.01
				DA OFFICE	\$70.08
				GENERAL FUND	\$168.18
				TF SOUTHERN ALAMEDA CO	\$455.49
Y28-008		\$5,711.70	12/9/2008		
				BERKELEY PD	\$3,712.60
				CDA A	\$57.12
				DA OFFICE	\$571.17
				GENERAL FUND	\$1,370.81
Y28-011		\$1,168.00	8/19/2008		
				CDA A	\$11.68
				DA OFFICE	\$116.80
				GENERAL FUND	\$280.32
				OAKLAND PD	\$759.20
Y28-015		\$1,028.00	12/9/2008		
				CDA A	\$10.28
				DA OFFICE	\$102.80
				GENERAL FUND	\$246.72
				LIVERMORE PD	\$668.20
Y28-019		\$3,952.00	12/10/2008		
				CDA A	\$39.52
				DA OFFICE	\$395.20
				GENERAL FUND	\$948.48
				SAN LEANDRO PD	\$2,568.80
Y28-020		\$16,408.00	12/10/2008		
				CDA A	\$164.08
				DA OFFICE	\$1,640.80
				GENERAL FUND	\$3,937.92
				SAN LEANDRO PD	\$10,665.20



State of California  
**ASSET FORFEITURE REPORT - 2008**

*Table 3*

Admin Number	Docket Number	Amount Forfeited	Date Disbursed	Recipient	Amount Disbursed
Y28-029		\$1,768.00	8/19/2008	CDA DA OFFICE GENERAL FUND OAKLAND PD	\$17.68 \$176.80 \$424.32 \$1,149.20
Y28-030		\$1,259.63	12/10/2008	CDA DA OFFICE GENERAL FUND PLEASANTON PD	\$12.60 \$125.96 \$302.31 \$818.76
Y28-031		\$993.40	12/10/2008	CDA DA OFFICE GENERAL FUND PLEASANTON PD	\$9.93 \$99.34 \$238.42 \$645.71
Y28-033		\$4,119.00	12/10/2008	CDA DA OFFICE GENERAL FUND SAN LEANDRO PD	\$41.19 \$411.90 \$988.56 \$2,677.35
Y28-035		\$1,191.00	8/19/2008	CDA DA OFFICE GENERAL FUND OAKLAND PD	\$11.91 \$119.10 \$285.84 \$774.15
Y28-036		\$2,038.00	12/10/2008	CDA DA OFFICE GENERAL FUND SAN LEANDRO PD	\$20.38 \$203.80 \$489.12 \$1,324.70
Y28-037		\$2,328.07	12/10/2008	CDA DA OFFICE GENERAL FUND TF SOUTHERN ALAMEDA CO	\$23.28 \$232.81 \$558.74 \$1,513.24
Y28-038		\$752.00	8/19/2008	CDA DA OFFICE GENERAL FUND OAKLAND PD	\$7.52 \$75.20 \$180.48 \$488.80
Y28-050		\$12,010.00	12/10/2008	CDA DA OFFICE GENERAL FUND SAN LEANDRO PD	\$120.10 \$1,201.00 \$2,882.40 \$7,806.50
Y28-052		\$917.00	12/10/2008	CDA	\$9.17



State of California  
**ASSET FORFEITURE REPORT - 2008**

*Table 3*

Admin Number	Docket Number	Amount Forfeited	Date Disbursed	Recipient	Amount Disbursed
				DA OFFICE	\$91.70
				GENERAL FUND	\$220.08
				SAN LEANDRO PD	\$596.05
Y28-053		\$6,218.00	12/9/2008		
				CDA A	\$62.18
				DA OFFICE	\$621.80
				DUBLIN PD	\$4,041.70
				GENERAL FUND	\$1,492.32
Y28-054		\$3,280.00	8/19/2008		
				CDA A	\$32.80
				DA OFFICE	\$328.00
				GENERAL FUND	\$787.20
				OAKLAND PD	\$2,132.00
Y28-058		\$2,268.00	12/9/2008		
				CDA A	\$22.68
				DA OFFICE	\$226.80
				DUBLIN PD	\$1,474.20
				GENERAL FUND	\$544.32
Y28-064		\$5,532.00	12/9/2008		
				CDA A	\$55.32
				DA OFFICE	\$553.20
				GENERAL FUND	\$1,327.68
				HAYWARD PD	\$3,595.80
Y28-065		\$22,841.00	12/9/2008		
				ALAMEDA CO SO	\$14,846.65
				CDA A	\$228.41
				DA OFFICE	\$2,284.10
				GENERAL FUND	\$5,481.84
Y28-075		\$2,870.00	12/10/2008		
				CDA A	\$28.70
				DA OFFICE	\$287.00
				GENERAL FUND	\$688.80
				SAN LEANDRO PD	\$1,865.50
Y28-077		\$8,917.49	12/9/2008		
				BERKELEY PD	\$5,796.37
				CDA A	\$89.17
				DA OFFICE	\$891.75
				GENERAL FUND	\$2,140.20
Y28-078		\$3,236.00	12/9/2008		
				CDA A	\$32.36
				DA OFFICE	\$323.60
				GENERAL FUND	\$776.64
				HAYWARD PD	\$2,103.40
Y28-080		\$1,007.85	12/9/2008		
				CDA A	\$10.08
				CHP-OAKLAND	\$655.10
				DA OFFICE	\$100.79



State of California  
**ASSET FORFEITURE REPORT - 2008**

*Table 3*

Admin Number	Docket Number	Amount Forfeited	Date Disbursed	Recipient	Amount Disbursed
				GENERAL FUND	\$241.88
Y28-087		\$1,884.00	12/9/2008	ALAMEDA CO SO	\$1,224.60
				CDAA	\$18.84
				DA OFFICE	\$188.40
				GENERAL FUND	\$452.16
Y28-111		\$858.00	12/10/2008	CDAA	\$8.58
				DA OFFICE	\$85.80
				GENERAL FUND	\$205.92
				SAN LEANDRO PD	\$557.70
Y28-115		\$3,758.77	12/9/2008	CDAA	\$37.59
				CHP-HAYWARD	\$2,443.20
				DA OFFICE	\$375.88
				GENERAL FUND	\$902.10
Y28-136		\$1,060.00	12/9/2008	CDAA	\$10.60
				DA OFFICE	\$106.00
				GENERAL FUND	\$254.40
				LIVERMORE PD	\$689.00
Y28-137		\$1,208.77	12/9/2008	BERKELEY PD	\$785.70
				CDAA	\$12.09
				DA OFFICE	\$120.88
				GENERAL FUND	\$290.10
Y28-141		\$779.19	12/9/2008	BERKELEY PD	\$506.47
				CDAA	\$7.79
				DA OFFICE	\$77.92
				GENERAL FUND	\$187.01
Y28-142		\$2,864.12	12/9/2008	BERKELEY PD	\$1,861.68
				CDAA	\$28.64
				DA OFFICE	\$286.41
				GENERAL FUND	\$687.39
Y28-145		\$1,539.94	12/9/2008	BERKELEY PD	\$1,000.96
				CDAA	\$15.40
				DA OFFICE	\$153.99
				GENERAL FUND	\$369.59
Y28-150		\$2,513.56	12/9/2008	BERKELEY PD	\$1,633.81
				CDAA	\$25.14
				DA OFFICE	\$251.36
				GENERAL FUND	\$603.25





State of California  
ASSET FORFEITURE REPORT - 2008

Table 3

Admin Number	Docket Number	Amount Forfeited	Date Disbursed	Recipient	Amount Disbursed
Y28-155		\$5,836.29	12/10/2008	CDA	\$58.36
				DA OFFICE	\$583.63
				GENERAL FUND	\$1,400.71
				TF SOUTHERN ALAMEDA CO	\$3,793.59
<b>ALAMEDA</b>					<b>\$1,081,937.59</b>



State of California  
ASSET FORFEITURE REPORT - 2008

Table 3

Admin Number	Docket Number	Amount Forfeited	Date Disbursed	Recipient	Amount Disbursed
<b>AMADOR</b>					
AF-07-02	07CV4850	\$878.00	3/11/2008	AMADOR CO SO	\$570.70
				CDAA	\$8.78
				DA OFFICE	\$87.80
				GENERAL FUND	\$210.72
AF-07-03	07CV4937	\$2,000.00	5/27/2008	AMADOR CO SO	\$1,300.00
				CDAA	\$20.00
				DA OFFICE	\$200.00
				GENERAL FUND	\$480.00
<b>AMADOR</b>					<b>\$2,878.00</b>



State of California  
**ASSET FORFEITURE REPORT - 2008**

*Table 3*

Admin Number	Docket Number	Amount Forfeited	Date Disbursed	Recipient	Amount Disbursed
<b>BUTTE</b>					
06-027		\$55,222.33	7/14/2008	15% - 11489	\$5,384.18
				CDA	\$552.22
				DA OFFICE	\$5,522.23
				GENERAL FUND	\$13,253.36
				TF BUTTE INTERAGY NET	\$30,510.34
06-032		\$868.18	7/14/2008	15% - 11489	\$84.65
				BUTTE CO DA	\$196.25
				CDA	\$8.68
				DA OFFICE	\$86.82
				GENERAL FUND	\$208.36
				OROVILLE PD	\$283.42
06-042		\$1,182.24	2/21/2008	15% - 11489	\$187.11
				CDA	\$11.82
				CHICO PD	\$581.35
				DA OFFICE	\$118.22
				GENERAL FUND	\$283.74
06-044		\$4,798.30	4/29/2008	15% - 11489	\$467.84
				CDA	\$47.98
				DA OFFICE	\$479.83
				GENERAL FUND	\$1,151.59
				TF BUTTE INTERAGY NET	\$2,651.06
07-014		\$421.93	4/9/2008	15% - 11489	\$41.14
				CDA	\$4.22
				DA OFFICE	\$42.19
				GENERAL FUND	\$101.26
				TF BUTTE INTERAGY NET	\$233.12
07-015		\$1,276.58	2/20/2008	15% - 11489	\$124.47
				CDA	\$12.77
				DA OFFICE	\$127.66
				GENERAL FUND	\$306.38
				TF BUTTE INTERAGY NET	\$705.30
07-016		\$760.31	2/21/2008	15% - 11489	\$74.16
				CDA	\$7.60
				CHICO PD	\$420.05
				DA OFFICE	\$76.03
				GENERAL FUND	\$182.47
07-018		\$2,164.24	2/21/2008	15% - 11489	\$211.02
				BUTTE CO SO	\$1,195.74



State of California  
**ASSET FORFEITURE REPORT - 2008**

*Table 3*

Admin Number	Docket Number	Amount Forfeited	Date Disbursed	Recipient	Amount Disbursed
				CDAA	\$21.64
				DA OFFICE	\$216.42
				GENERAL FUND	\$519.42
07-019		\$25,840.72	2/21/2008		
				15% - 11489	\$2,421.62
				BUTTE CO DA	\$1,003.58
				CDAA	\$248.37
				DA OFFICE	\$2,483.72
				GENERAL FUND	\$5,960.91
				TF BUTTE INTERAGY NET	\$13,722.52
07-020		\$6,705.06	6/28/2008		
				15% - 11489	\$653.74
				CDAA	\$67.05
				DA OFFICE	\$670.51
				GENERAL FUND	\$1,609.21
				TF BUTTE INTERAGY NET	\$3,704.55
07-021		\$524.17	2/20/2008		
				15% - 11489	\$51.11
				CDAA	\$5.24
				DA OFFICE	\$52.42
				GENERAL FUND	\$125.80
				TF BUTTE INTERAGY NET	\$289.60
07-022		\$1,129.93	2/21/2008		
				15% - 11489	\$110.17
				CDAA	\$11.30
				DA OFFICE	\$112.99
				GENERAL FUND	\$271.18
				TF BUTTE INTERAGY NET	\$624.29
07-023		\$2,026.14	2/20/2008		
				15% - 11489	\$197.55
				CDAA	\$20.26
				DA OFFICE	\$202.61
				GENERAL FUND	\$486.27
				TF BUTTE INTERAGY NET	\$1,119.45
07-024		\$1,852.32	2/21/2008		
				15% - 11489	\$180.60
				CDAA	\$18.52
				DA OFFICE	\$185.23
				GENERAL FUND	\$444.56
				TF BUTTE INTERAGY NET	\$1,023.41
07-025		\$1,833.49	2/21/2008		
				15% - 11489	\$178.77
				CDAA	\$18.33
				CHICO PD	\$1,013.00
				DA OFFICE	\$183.35
				GENERAL FUND	\$440.04



State of California  
**ASSET FORFEITURE REPORT - 2008**

*Table 3*

Admin Number	Docket Number	Amount Forfeited	Date Disbursed	Recipient	Amount Disbursed
07-026		\$601.51	2/21/2008	15% - 11489	\$58.65
				CDA A	\$6.02
				CHICO PD	\$332.33
				DA OFFICE	\$60.15
				GENERAL FUND	\$144.36
07-027		\$1,346.54	2/21/2008	15% - 11489	\$131.29
				CDA A	\$13.47
				DA OFFICE	\$134.65
				GENERAL FUND	\$323.17
				TF BUTTE INTERAGY NET	\$743.96
07-028		\$941.08	2/21/2008	15% - 11489	\$91.76
				CDA A	\$9.41
				DA OFFICE	\$94.11
				GENERAL FUND	\$225.86
				TF BUTTE INTERAGY NET	\$519.94
07-029		\$259.47	2/21/2008	15% - 11489	\$25.30
				CDA A	\$2.59
				DA OFFICE	\$25.95
				GENERAL FUND	\$62.27
				PARADISE PD	\$143.36
07-030		\$1,428.51	4/29/2008	15% - 11489	\$139.28
				CDA A	\$14.29
				DA OFFICE	\$142.85
				GENERAL FUND	\$342.84
				TF BUTTE INTERAGY NET	\$789.25
07-031		\$1,416.32	2/21/2008	15% - 11489	\$138.09
				CDA A	\$14.16
				DA OFFICE	\$141.63
				GENERAL FUND	\$339.92
				TF BUTTE INTERAGY NET	\$782.52
07-032		\$3,249.12	4/18/2008	15% - 11489	\$316.79
				CDA A	\$32.49
				DA OFFICE	\$324.91
				GENERAL FUND	\$779.79
				TF BUTTE INTERAGY NET	\$1,795.14
07-033		\$983.79	3/18/2008	15% - 11489	\$95.92
				CDA A	\$9.84
				CHICO PD	\$543.54
				DA OFFICE	\$98.38



State of California  
**ASSET FORFEITURE REPORT - 2008**

*Table 3*

Admin Number	Docket Number	Amount Forfeited	Date Disbursed	Recipient	Amount Disbursed
				GENERAL FUND	\$236.11
07-034		\$689.29	3/18/2008	15% - 11489	\$67.21
				CDA A	\$6.89
				DA OFFICE	\$68.93
				GENERAL FUND	\$165.43
				TF BUTTE INTERAGY NET	\$380.83
07-036		\$5,037.93	3/18/2008	15% - 11489	\$491.20
				CDA A	\$50.38
				DA OFFICE	\$503.79
				GENERAL FUND	\$1,209.10
				TF BUTTE INTERAGY NET	\$2,783.46
07-037		\$14,574.46	4/29/2008	15% - 11489	\$1,421.01
				BUTTE CO SO	\$8,052.39
				CDA A	\$145.74
				DA OFFICE	\$1,457.45
				GENERAL FUND	\$3,497.87
07-037-1		\$7,007.15	12/4/2008	15% - 11489	\$683.20
				BUTTE CO SO	\$3,871.44
				CDA A	\$70.07
				DA OFFICE	\$700.72
				GENERAL FUND	\$1,681.72
07-037-2		\$512.54	6/26/2008	15% - 11489	\$49.97
				BUTTE CO SO	\$283.18
				CDA A	\$5.13
				DA OFFICE	\$51.25
				GENERAL FUND	\$123.01
07-037-3		\$1,459.89	7/14/2008	15% - 11489	\$142.34
				BUTTE CO SO	\$806.59
				CDA A	\$14.60
				DA OFFICE	\$145.99
				GENERAL FUND	\$350.37
07-037-4		\$1,623.39	6/26/2008	15% - 11489	\$158.28
				BUTTE CO SO	\$896.93
				CDA A	\$16.23
				DA OFFICE	\$162.34
				GENERAL FUND	\$389.61
07-038		\$6,657.67	3/18/2008	15% - 11489	\$649.12
				CDA A	\$66.58
				DA OFFICE	\$665.77



State of California  
**ASSET FORFEITURE REPORT - 2008**

*Table 3*

Admin Number	Docket Number	Amount Forfeited	Date Disbursed	Recipient	Amount Disbursed
				GENERAL FUND	\$1,597.84
				TF BUTTE INTERAGY NET	\$3,678.36
07-039		\$1,012.89	3/24/2008	15% - 11489	\$98.76
				BUTTE CO SO	\$559.62
				CDA A	\$10.13
				DA OFFICE	\$101.29
				GENERAL FUND	\$243.09
07-040		\$577.86	9/29/2008	15% - 11489	\$56.34
				CDA A	\$5.78
				CHICO PD	\$319.26
				DA OFFICE	\$57.79
				GENERAL FUND	\$138.69
07-041		\$1,075.02	5/7/2008	15% - 11489	\$104.82
				BUTTE CO SO	\$593.95
				CDA A	\$10.75
				DA OFFICE	\$107.50
				GENERAL FUND	\$258.00
08-001		\$827.27	4/29/2008	15% - 11489	\$80.66
				CDA A	\$8.27
				DA OFFICE	\$82.73
				GENERAL FUND	\$198.54
				TF BUTTE INTERAGY NET	\$457.07
08-002		\$1,968.48	11/5/2008	15% - 11489	\$191.93
				CDA A	\$19.68
				DA OFFICE	\$196.85
				GENERAL FUND	\$472.44
				TF BUTTE INTERAGY NET	\$1,087.58
08-007		\$4,187.48	7/14/2008	15% - 11489	\$408.28
				CDA A	\$41.87
				DA OFFICE	\$418.75
				GENERAL FUND	\$1,005.00
				TF BUTTE INTERAGY NET	\$2,313.58
08-008		\$954.82	6/26/2008	15% - 11489	\$93.09
				CDA A	\$9.55
				DA OFFICE	\$95.48
				GENERAL FUND	\$229.16
				TF BUTTE INTERAGY NET	\$527.54
08-009		\$8,364.61	7/14/2008	15% - 11489	\$815.55
				CDA A	\$83.65



State of California  
**ASSET FORFEITURE REPORT - 2008**

*Table 3*

Admin Number	Docket Number	Amount Forfeited	Date Disbursed	Recipient	Amount Disbursed
				DA OFFICE	\$836.46
				GENERAL FUND	\$2,007.51
				TF BUTTE INTERAGY NET	\$4,621.44
08-010		\$679.42	8/26/2008	15% - 11489	\$66.25
				CDA A	\$6.79
				CHICO PD	\$375.38
				DA OFFICE	\$67.94
				GENERAL FUND	\$163.06
08-011		\$12,077.96	6/26/2008	15% - 11489	\$1,177.60
				CDA A	\$120.78
				DA OFFICE	\$1,207.80
				GENERAL FUND	\$2,898.71
				TF BUTTE INTERAGY NET	\$6,673.07
08-013		\$537.87	6/16/2008	15% - 11489	\$52.44
				CDA A	\$5.38
				DA OFFICE	\$53.79
				GENERAL FUND	\$129.09
				TF BUTTE INTERAGY NET	\$297.17
08-014		\$523.05	8/26/2008	15% - 11489	\$51.00
				CDA A	\$5.23
				DA OFFICE	\$52.31
				GENERAL FUND	\$125.53
				TF BUTTE INTERAGY NET	\$288.98
08-020		\$1,441.18	6/26/2008	15% - 11489	\$140.52
				CDA A	\$14.41
				CHICO PD	\$796.25
				DA OFFICE	\$144.12
				GENERAL FUND	\$345.88
08-022		\$822.38	6/26/2008	15% - 11489	\$80.18
				CDA A	\$8.22
				DA OFFICE	\$82.24
				GENERAL FUND	\$197.37
				TF BUTTE INTERAGY NET	\$454.37
08-023		\$705.03	7/14/2008	15% - 11489	\$68.74
				CDA A	\$7.05
				DA OFFICE	\$70.50
				GENERAL FUND	\$169.21
				TF BUTTE INTERAGY NET	\$389.53
08-025		\$2,420.95	9/29/2008	15% - 11489	\$236.04





State of California  
**ASSET FORFEITURE REPORT - 2008**

*Table 3*

Admin Number	Docket Number	Amount Forfeited	Date Disbursed	Recipient	Amount Disbursed
				CDA A	\$24.21
				CHICO PD	\$1,337.57
				DA OFFICE	\$242.10
				GENERAL FUND	\$581.03
08-027		\$1,685.72	12/16/2008		
				15% - 11489	\$164.36
				CDA A	\$16.86
				CHICO PD	\$931.36
				DA OFFICE	\$168.57
				GENERAL FUND	\$404.57
08-028		\$979.96	9/29/2008		
				15% - 11489	\$95.55
				CDA A	\$9.80
				CHICO PD	\$541.42
				DA OFFICE	\$98.00
				GENERAL FUND	\$235.19
08-029		\$661.30	9/29/2008		
				15% - 11489	\$64.48
				CDA A	\$6.61
				DA OFFICE	\$66.13
				GENERAL FUND	\$158.71
				TF BUTTE INTERAGY NET	\$365.37
08-030		\$722.55	9/29/2008		
				15% - 11489	\$70.45
				CDA A	\$7.23
				DA OFFICE	\$72.26
				GENERAL FUND	\$173.41
				TF BUTTE INTERAGY NET	\$399.20
08-031		\$454.71	9/29/2008		
				15% - 11489	\$44.33
				CDA A	\$4.55
				CHICO PD	\$251.23
				DA OFFICE	\$45.47
				GENERAL FUND	\$109.13
08-032		\$3,601.31	11/17/2008		
				15% - 11489	\$351.13
				CDA A	\$36.01
				DA OFFICE	\$360.13
				GENERAL FUND	\$864.31
				TF BUTTE INTERAGY NET	\$1,989.73
08-033		\$2,595.45	9/29/2008		
				15% - 11489	\$253.06
				CDA A	\$25.95
				DA OFFICE	\$259.55
				GENERAL FUND	\$622.91
				TF BUTTE INTERAGY NET	\$1,433.98



State of California  
**ASSET FORFEITURE REPORT - 2008**

*Table 3*

Admin Number	Docket Number	Amount Forfeited	Date Disbursed	Recipient	Amount Disbursed
08-034		\$9,062.06	11/5/2008	15% - 11489	\$883.55
				CDA	\$90.62
				DA OFFICE	\$906.21
				GENERAL FUND	\$2,174.89
				TF BUTTE INTERAGY NET	\$5,006.79
08-034-1		\$4,419.71	11/5/2008	15% - 11489	\$430.92
				CDA	\$44.20
				DA OFFICE	\$441.97
				GENERAL FUND	\$1,060.73
				TF BUTTE INTERAGY NET	\$2,441.89
08-036		\$551.40	11/5/2008	15% - 11489	\$53.76
				CDA	\$5.51
				CHICO PD	\$304.65
				DA OFFICE	\$55.14
				GENERAL FUND	\$132.34
08-037		\$533.87	11/5/2008	15% - 11489	\$52.05
				CDA	\$5.34
				CHICO PD	\$294.96
				DA OFFICE	\$53.39
				GENERAL FUND	\$128.13
08-038		\$1,384.43	11/5/2008	15% - 11489	\$134.98
				CDA	\$13.84
				DA OFFICE	\$138.44
				GENERAL FUND	\$332.26
				TF BUTTE INTERAGY NET	\$764.91
08-039		\$1,646.16	11/5/2008	15% - 11489	\$160.50
				CDA	\$16.46
				DA OFFICE	\$164.62
				GENERAL FUND	\$395.08
				TF BUTTE INTERAGY NET	\$909.50
08-040		\$421.06	11/5/2008	15% - 11489	\$41.05
				BUTTE CO SO	\$232.64
				CDA	\$4.21
				DA OFFICE	\$42.11
				GENERAL FUND	\$101.05
<b>BUTTE</b>					<b>\$221,290.56</b>



State of California  
ASSET FORFEITURE REPORT - 2008

Table 3

Admin Number	Docket Number	Amount Forfeited	Date Disbursed	Recipient	Amount Disbursed
<b>CALAVERAS</b>					
AF-07-004		\$3,167.52	7/28/2008		
				CALAVERAS CO SO	\$1,708.88
				CDA A	\$31.68
				CDCR	\$350.01
				DA OFFICE	\$316.75
				GENERAL FUND	\$760.20
<b>CALAVERAS</b>					<b>\$3,167.52</b>



State of California  
**ASSET FORFEITURE REPORT - 2008**

*Table 3*

Admin Number	Docket Number	Amount Forfeited	Date Disbursed	Recipient	Amount Disbursed
<b>CONTRA COSTA</b>					
06-0035		\$761.00	1/18/2008	15% - 11489	\$74.19
				CDA A	\$7.61
				CONTRA COSTA CO SO	\$302.50
				CONTRA COSTA CO SO	\$41.86
				DA OFFICE	\$152.20
				GENERAL FUND	\$182.64
06-0083		\$3,116.00	1/18/2008	15% - 11489	\$303.81
				CDA A	\$31.16
				CONTRA COSTA CO SO	\$1,363.25
				CONTRA COSTA CO SO	\$171.38
				DA OFFICE	\$498.56
				GENERAL FUND	\$747.84
06-0130		\$690.00	3/4/2008	15% - 11489	\$67.27
				CDA A	\$6.90
				CONTRA COSTA CO SO	\$24.15
				DA OFFICE	\$110.40
				GENERAL FUND	\$165.60
				RICHMOND PD	\$315.68
06-0154		\$1,754.00	4/28/2008	15% - 11489	\$171.02
				ANTIOCH PD	\$802.45
				CDA A	\$17.54
				CONTRA COSTA CO SO	\$43.85
				DA OFFICE	\$298.18
				GENERAL FUND	\$420.96
06-0170		\$1,006.00	4/28/2008	15% - 11489	\$98.08
				ANTIOCH PD	\$465.28
				CDA A	\$10.06
				CONTRA COSTA CO SO	\$30.18
				DA OFFICE	\$160.96
				GENERAL FUND	\$241.44
06-0173		\$24,925.00	5/29/2008	15% - 11489	\$2,430.19
				CDA A	\$249.25
				CONCORD PD	\$11,901.69
				CONTRA COSTA CO SO	\$623.12
				DA OFFICE	\$3,738.75
				GENERAL FUND	\$5,982.00
06-0173A		\$3,123.50	6/10/2008	15% - 11489	\$304.54
				CDA A	\$31.24
				CONCORD PD	\$1,553.94



State of California  
**ASSET FORFEITURE REPORT - 2008**

*Table 3*

Admin Number	Docket Number	Amount Forfeited	Date Disbursed	Recipient	Amount Disbursed
				CONTRA COSTA CO SO	\$78.09
				DA OFFICE	\$406.05
				GENERAL FUND	\$749.64
07-0041		\$1,888.27	4/17/2008	15% - 11489	\$184.11
				CDA A	\$18.88
				CONTRA COSTA CO SO	\$103.86
				DA OFFICE	\$188.83
				GENERAL FUND	\$453.18
				TF SOUTHERN ALAMEDA CO	\$939.41
07-0046		\$10,805.00	11/6/2008	15% - 11489	\$1,053.49
				CDA A	\$108.05
				CONTRA COSTA CO SO	\$378.18
				DA OFFICE	\$1,728.80
				GENERAL FUND	\$2,593.20
				SAN PABLO PD	\$4,943.28
07-0056		\$10,840.00	3/4/2008	15% - 11489	\$1,056.90
				CDA A	\$108.40
				CONCORD PD	\$5,121.90
				CONTRA COSTA CO SO	\$325.20
				DA OFFICE	\$1,626.00
				GENERAL FUND	\$2,601.60
07-0070		\$3,135.00	3/4/2008	15% - 11489	\$305.66
				CDA A	\$31.35
				CONTRA COSTA CO SO	\$94.05
				DA OFFICE	\$501.60
				GENERAL FUND	\$752.40
				RICHMOND PD	\$1,449.94
07-0074		\$1,983.00	6/19/2008	15% - 11489	\$193.34
				CDA A	\$19.83
				CONTRA COSTA CO SO	\$59.49
				DA OFFICE	\$317.28
				GENERAL FUND	\$475.92
				PITTSBURG PD	\$917.14
07-0075		\$1,025.00	12/10/2008	15% - 11489	\$99.94
				CDA A	\$10.25
				CONTRA COSTA CO SO	\$25.62
				DA OFFICE	\$164.00
				GENERAL FUND	\$246.00
				PITTSBURG PD	\$479.19
07-0078		\$7,625.63	8/12/2008	15% - 11489	\$743.50



State of California  
**ASSET FORFEITURE REPORT - 2008**

*Table 3*

Admin Number	Docket Number	Amount Forfeited	Date Disbursed	Recipient	Amount Disbursed
				BRENTWOOD PD	\$3,412.47
				CDA A	\$76.25
				CONTRA COSTA CO SO	\$266.90
				DA OFFICE	\$1,296.36
				GENERAL FUND	\$1,830.15
07-0082		\$456.00	3/7/2008		
				15% - 11489	\$44.46
				CDA A	\$4.56
				DA OFFICE	\$45.60
				GENERAL FUND	\$109.44
				TF WEST CC NET-WESTNET	\$251.94
07-0083		\$1,517.00	3/20/2008		
				15% - 11489	\$147.91
				CDA A	\$15.17
				CONTRA COSTA CO SO	\$45.51
				DA OFFICE	\$257.89
				GENERAL FUND	\$364.08
				PITTSBURG PD	\$686.44
07-0083A		\$1,765.00	6/19/2008		
				15% - 11489	\$172.09
				CDA A	\$17.65
				CONTRA COSTA CO SO	\$52.95
				DA OFFICE	\$300.05
				GENERAL FUND	\$423.60
				PITTSBURG PD	\$798.66
07-0087		\$6,909.00	3/4/2008		
				15% - 11489	\$673.63
				CDA A	\$69.09
				CONCORD PD	\$3,229.96
				CONTRA COSTA CO SO	\$241.81
				DA OFFICE	\$1,036.35
				GENERAL FUND	\$1,658.16
07-0088		\$2,120.00	2/13/2008		
				15% - 11489	\$206.70
				ANTIOCH PD	\$991.10
				CDA A	\$21.20
				CONTRA COSTA CO SO	\$74.20
				DA OFFICE	\$318.00
				GENERAL FUND	\$508.80
07-0091		\$29,925.00	3/27/2008		
				15% - 11489	\$2,917.69
				CDA A	\$299.25
				CONCORD PD	\$13,541.06
				DA OFFICE	\$5,985.00
				GENERAL FUND	\$7,182.00
07-0094		\$2,663.00	7/8/2008		
				15% - 11489	\$259.65



State of California  
**ASSET FORFEITURE REPORT - 2008**

*Table 3*

Admin Number	Docket Number	Amount Forfeited	Date Disbursed	Recipient	Amount Disbursed
				CDAA	\$26.63
				CONTRA COSTA CO SO	\$1,191.69
				CONTRA COSTA CO SO	\$146.46
				DA OFFICE	\$399.45
				GENERAL FUND	\$639.12
07-0096		\$774.00	6/24/2008		
				15% - 11489	\$75.47
				CDAA	\$7.74
				CONTRA COSTA CO SO	\$27.09
				DA OFFICE	\$116.10
				GENERAL FUND	\$185.76
				MARTINEZ PD	\$361.84
07-0099		\$4,155.00	1/18/2008		
				15% - 11489	\$405.11
				CDAA	\$41.55
				CONTRA COSTA CO SO	\$1,817.81
				CONTRA COSTA CO SO	\$228.53
				DA OFFICE	\$664.80
				GENERAL FUND	\$997.20
07-0103		\$9,940.00	2/1/2008		
				15% - 11489	\$969.15
				CDAA	\$99.40
				DA OFFICE	\$1,590.40
				GENERAL FUND	\$2,385.60
				TF WEST CC NET-WESTNET	\$4,895.45
07-0105		\$495.00	6/19/2008		
				15% - 11489	\$48.26
				CDAA	\$4.95
				CONTRA COSTA CO SO	\$17.32
				DA OFFICE	\$74.25
				GENERAL FUND	\$118.80
				PITTSBURG PD	\$231.42
07-0109		\$918.00	6/19/2008		
				15% - 11489	\$89.50
				CDAA	\$9.18
				CONTRA COSTA CO SO	\$50.49
				DA OFFICE	\$137.70
				GENERAL FUND	\$220.32
				PINOLE PD	\$410.81
07-0109A		\$412.50	6/27/2008		
				15% - 11489	\$40.22
				CDAA	\$4.13
				CONTRA COSTA CO SO	\$12.37
				DA OFFICE	\$82.50
				GENERAL FUND	\$99.00
				PINOLE PD	\$174.28



State of California  
**ASSET FORFEITURE REPORT - 2008**

*Table 3*

Admin Number	Docket Number	Amount Forfeited	Date Disbursed	Recipient	Amount Disbursed
07-0109B		\$5,791.00	6/19/2008	15% - 11489	\$564.62
				CDA	\$57.91
				CONTRA COSTA CO SO	\$173.73
				DA OFFICE	\$926.56
				GENERAL FUND	\$1,389.84
				PINOLE PD	\$2,678.34
07-0110		\$513.00	1/18/2008	15% - 11489	\$50.02
				CDA	\$5.13
				CONTRA COSTA CO SO	\$255.22
				CONTRA COSTA CO SO	\$28.21
				DA OFFICE	\$51.30
				GENERAL FUND	\$123.12
07-0111		\$9,785.00	6/19/2008	15% - 11489	\$954.04
				CDA	\$97.85
				CONTRA COSTA CO SO	\$244.62
				DA OFFICE	\$1,663.45
				GENERAL FUND	\$2,348.40
				PITTSBURG PD	\$4,476.64
07-0116		\$904.00	1/18/2008	15% - 11489	\$88.14
				CDA	\$9.04
				CONTRA COSTA CO SO	\$449.74
				CONTRA COSTA CO SO	\$49.72
				DA OFFICE	\$90.40
				GENERAL FUND	\$216.96
07-0117		\$95,026.00	10/9/2008	15% - 11489	\$9,265.03
				CDA	\$950.26
				CONTRA COSTA CO SO	\$3,325.91
				DA OFFICE	\$14,966.60
				GENERAL FUND	\$22,806.24
				RICHMOND PD	\$21,855.98
				SAN FRANCISCO PD	\$21,855.98
07-0119		\$960.00	7/29/2008	15% - 11489	\$93.60
				CDA	\$9.60
				CONCORD PD	\$448.80
				CONTRA COSTA CO SO	\$24.00
				DA OFFICE	\$153.60
				GENERAL FUND	\$230.40
07-0122		\$4,522.00	2/26/2008	15% - 11489	\$440.89
				BRENTWOOD PD	\$2,000.99
				CDA	\$45.22





State of California  
**ASSET FORFEITURE REPORT - 2008**

*Table 3*

Admin Number	Docket Number	Amount Forfeited	Date Disbursed	Recipient	Amount Disbursed
				CONTRA COSTA CO SO	\$135.66
				DA OFFICE	\$813.96
				GENERAL FUND	\$1,085.28
07-0126		\$9,063.68	12/10/2008		
				15% - 11489	\$883.71
				CDAA	\$90.64
				CONCORD PD	\$4,237.27
				CONTRA COSTA CO SO	\$226.59
				DA OFFICE	\$1,450.19
				GENERAL FUND	\$2,175.28
07-0132		\$23,075.00	10/10/2008		
				15% - 11489	\$2,249.81
				CDAA	\$230.75
				DA OFFICE	\$4,153.50
				GENERAL FUND	\$5,538.00
				TF CENTRAL CC NET-	\$10,902.94
07-0133		\$14,594.56	10/10/2008		
				15% - 11489	\$1,422.97
				CDAA	\$145.95
				DA OFFICE	\$2,627.02
				GENERAL FUND	\$3,502.69
				TF CENTRAL CC NET-	\$6,895.93
07-0135		\$8,864.03	10/16/2008		
				15% - 11489	\$864.24
				CDAA	\$88.64
				DA OFFICE	\$1,772.81
				GENERAL FUND	\$2,127.37
				TF WEST CC NET-WESTNET	\$4,010.97
07-0136		\$10,372.55	9/12/2008		
				15% - 11489	\$1,011.32
				CDAA	\$103.73
				DA OFFICE	\$1,970.79
				GENERAL FUND	\$2,489.41
				TF WEST CC NET-WESTNET	\$4,797.30
07-0136A		\$2,636.93	9/12/2008		
				15% - 11489	\$257.10
				CDAA	\$26.37
				DA OFFICE	\$501.02
				GENERAL FUND	\$632.86
				TF WEST CC NET-WESTNET	\$1,219.58
07-0141		\$943.00	2/1/2008		
				15% - 11489	\$91.95
				CDAA	\$9.43
				CONTRA COSTA CO SO	\$28.29
				DA OFFICE	\$160.31
				GENERAL FUND	\$226.32
				RICHMOND PD	\$426.70



State of California  
**ASSET FORFEITURE REPORT - 2008**

*Table 3*

Admin Number	Docket Number	Amount Forfeited	Date Disbursed	Recipient	Amount Disbursed
07-0142		\$1,918.00	7/8/2008	15% - 11489	\$187.00
				CDA A	\$19.18
				CHP	\$479.50
				CONTRA COSTA CO SO	\$100.70
				DA OFFICE	\$191.80
				DA OFFICE	\$479.50
				GENERAL FUND	\$460.32
07-0147		\$2,430.00	6/19/2008	15% - 11489	\$236.92
				CDA A	\$24.30
				CONTRA COSTA CO SO	\$85.05
				DA OFFICE	\$364.50
				GENERAL FUND	\$583.20
				PITTSBURG PD	\$1,136.03
07-0148		\$625.00	1/18/2008	15% - 11489	\$60.94
				CDA A	\$6.25
				CONTRA COSTA CO SO	\$34.37
				DA OFFICE	\$62.50
				GENERAL FUND	\$150.00
				HERCULES PD	\$310.94
07-0151		\$3,179.02	6/19/2008	15% - 11489	\$309.95
				CDA A	\$31.79
				CONTRA COSTA CO SO	\$95.37
				DA OFFICE	\$508.64
				GENERAL FUND	\$762.97
				PITTSBURG PD	\$1,470.30
07-0152		\$10,386.27	4/28/2008	15% - 11489	\$1,012.66
				CDA A	\$103.86
				CONTRA COSTA CO SO	\$363.53
				DA OFFICE	\$1,869.53
				GENERAL FUND	\$2,492.70
				SAN PABLO PD	\$4,543.99
07-0154		\$440.00	1/18/2008	15% - 11489	\$42.90
				CDA A	\$4.40
				CONTRA COSTA CO SO	\$218.90
				CONTRA COSTA CO SO	\$24.20
				DA OFFICE	\$44.00
				GENERAL FUND	\$105.60
07-0155		\$2,987.00	1/18/2008	15% - 11489	\$291.23
				CDA A	\$29.87
				CONTRA COSTA CO SO	\$1,336.68



State of California  
**ASSET FORFEITURE REPORT - 2008**

*Table 3*

Admin Number	Docket Number	Amount Forfeited	Date Disbursed	Recipient	Amount Disbursed
				CONTRA COSTA CO SO	\$164.29
				DA OFFICE	\$448.05
				GENERAL FUND	\$716.88
07-0156		\$407.00	1/18/2008		
				15% - 11489	\$39.68
				CDAA	\$4.07
				CONTRA COSTA CO SO	\$202.48
				CONTRA COSTA CO SO	\$22.39
				DA OFFICE	\$40.70
				GENERAL FUND	\$97.68
07-0157		\$300.00	1/18/2008		
				15% - 11489	\$29.25
				CDAA	\$3.00
				CONTRA COSTA CO SO	\$134.25
				CONTRA COSTA CO SO	\$16.50
				DA OFFICE	\$45.00
				GENERAL FUND	\$72.00
07-0158		\$18,225.00	9/12/2008		
				15% - 11489	\$1,776.94
				CDAA	\$182.25
				DA OFFICE	\$3,098.25
				GENERAL FUND	\$4,374.00
				TF WEST CC NET-WESTNET	\$8,793.56
07-0159		\$442.00	1/18/2008		
				15% - 11489	\$43.10
				CDAA	\$4.42
				CONTRA COSTA CO SO	\$219.89
				CONTRA COSTA CO SO	\$24.31
				DA OFFICE	\$44.20
				GENERAL FUND	\$106.08
07-0160		\$836.00	11/12/2008		
				15% - 11489	\$81.51
				CDAA	\$8.36
				CONTRA COSTA CO SO	\$365.75
				CONTRA COSTA CO SO	\$45.98
				DA OFFICE	\$133.76
				GENERAL FUND	\$200.64
07-0161		\$1,350.00	1/18/2008		
				15% - 11489	\$131.62
				CDAA	\$13.50
				CONTRA COSTA CO SO	\$604.13
				CONTRA COSTA CO SO	\$74.25
				DA OFFICE	\$202.50
				GENERAL FUND	\$324.00
07-0163		\$460.91	1/18/2008		
				15% - 11489	\$44.94
				CDAA	\$4.61



State of California  
**ASSET FORFEITURE REPORT - 2008**

*Table 3*

Admin Number	Docket Number	Amount Forfeited	Date Disbursed	Recipient	Amount Disbursed
				CONTRA COSTA CO SO	\$229.30
				CONTRA COSTA CO SO	\$25.35
				DA OFFICE	\$46.09
				GENERAL FUND	\$110.62
07-0164		\$964.00	1/18/2008		
				15% - 11489	\$93.99
				CDA A	\$9.64
				CONTRA COSTA CO SO	\$479.59
				CONTRA COSTA CO SO	\$53.02
				DA OFFICE	\$96.40
				GENERAL FUND	\$231.36
07-0165		\$2,075.00	1/18/2008		
				15% - 11489	\$202.31
				CDA A	\$20.75
				CONTRA COSTA CO SO	\$928.56
				CONTRA COSTA CO SO	\$114.13
				DA OFFICE	\$311.25
				GENERAL FUND	\$498.00
07-0166		\$952.00	1/18/2008		
				15% - 11489	\$92.82
				CDA A	\$9.52
				CONTRA COSTA CO SO	\$473.62
				CONTRA COSTA CO SO	\$52.36
				DA OFFICE	\$95.20
				GENERAL FUND	\$228.48
07-0167		\$2,925.00	1/18/2008		
				15% - 11489	\$285.19
				CDA A	\$29.25
				CONTRA COSTA CO SO	\$1,367.44
				CONTRA COSTA CO SO	\$160.87
				DA OFFICE	\$380.25
				GENERAL FUND	\$702.00
07-0169		\$529.00	6/19/2008		
				15% - 11489	\$51.58
				CDA A	\$5.29
				CONTRA COSTA CO SO	\$29.09
				DA OFFICE	\$52.90
				GENERAL FUND	\$126.96
				PINOLE PD	\$263.18
07-0170		\$265.00	9/30/2008		
				15% - 11489	\$25.84
				CDA A	\$2.65
				CONTRA COSTA CO SO	\$14.57
				DA OFFICE	\$53.00
				GENERAL FUND	\$63.60
				WALNUT CREEK PD	\$105.34



State of California  
**ASSET FORFEITURE REPORT - 2008**

*Table 3*

Admin Number	Docket Number	Amount Forfeited	Date Disbursed	Recipient	Amount Disbursed
07-0171		\$1,467.00	8/29/2008	15% - 11489	\$143.03
				CDA	\$14.67
				CONTRA COSTA CO SO	\$641.81
				CONTRA COSTA CO SO	\$80.69
				DA OFFICE	\$234.72
				GENERAL FUND	\$352.08
07-0172		\$795.00	1/18/2008	15% - 11489	\$77.51
				CDA	\$7.95
				CONTRA COSTA CO SO	\$395.51
				CONTRA COSTA CO SO	\$43.73
				DA OFFICE	\$79.50
				GENERAL FUND	\$190.80
07-0173		\$699.00	2/1/2008	15% - 11489	\$68.15
				CDA	\$6.99
				CONCORD PD	\$347.75
				CONTRA COSTA CO SO	\$38.45
				DA OFFICE	\$69.90
				GENERAL FUND	\$167.76
07-0174		\$2,980.00	2/1/2008	15% - 11489	\$290.55
				CDA	\$29.80
				CONTRA COSTA CO SO	\$104.30
				DA OFFICE	\$447.00
				GENERAL FUND	\$715.20
				PINOLE PD	\$1,393.15
07-0175		\$10,326.00	2/13/2008	15% - 11489	\$1,006.78
				CDA	\$103.26
				CONTRA COSTA CO SO	\$413.04
				DA OFFICE	\$1,342.38
				GENERAL FUND	\$2,478.24
				PINOLE PD	\$4,982.30
07-0176		\$832.00	6/27/2008	15% - 11489	\$81.12
				ANTIOCH PD	\$413.92
				CDA	\$8.32
				CONTRA COSTA CO SO	\$45.76
				DA OFFICE	\$83.20
				GENERAL FUND	\$199.68
07-0178		\$643.92	3/20/2008	15% - 11489	\$62.69
				ANTIOCH PD	\$319.89
				CDA	\$6.43
				CONTRA COSTA CO SO	\$35.37



State of California  
**ASSET FORFEITURE REPORT - 2008**

*Table 3*

Admin Number	Docket Number	Amount Forfeited	Date Disbursed	Recipient	Amount Disbursed
				DA OFFICE	\$65.22
				GENERAL FUND	\$154.32
07-0179		\$1,607.00	2/1/2008	15% - 11489	\$156.68
				CDA A	\$16.07
				DA OFFICE	\$241.05
				GENERAL FUND	\$385.68
				TF WEST CC NET-WESTNET	\$807.52
07-0180		\$488.00	2/1/2008	15% - 11489	\$47.58
				CDA A	\$4.88
				CONTRA COSTA CO SO	\$26.84
				DA OFFICE	\$48.80
				GENERAL FUND	\$117.12
				MARTINEZ PD	\$242.78
07-0181		\$3,285.65	1/18/2008	15% - 11489	\$320.35
				CDA A	\$32.86
				DA OFFICE	\$492.85
				GENERAL FUND	\$788.55
				TF CENTRAL CC NET-	\$1,651.04
07-0183		\$544.00	3/20/2008	15% - 11489	\$53.04
				CDA A	\$5.44
				CONTRA COSTA CO SO	\$29.92
				DA OFFICE	\$54.40
				GENERAL FUND	\$130.56
				PITTSBURG PD	\$270.64
07-0184		\$956.00	3/20/2008	15% - 11489	\$93.21
				CDA A	\$9.56
				CONTRA COSTA CO SO	\$33.46
				DA OFFICE	\$133.84
				GENERAL FUND	\$229.44
				PITTSBURG PD	\$456.49
07-0185		\$662.00	3/20/2008	15% - 11489	\$64.54
				CDA A	\$6.62
				CONTRA COSTA CO SO	\$36.41
				DA OFFICE	\$66.20
				GENERAL FUND	\$158.88
				PITTSBURG PD	\$329.35
07-0186		\$876.00	3/20/2008	15% - 11489	\$84.92
				CDA A	\$8.71
				CONTRA COSTA CO SO	\$47.91
				DA OFFICE	\$92.10



State of California  
**ASSET FORFEITURE REPORT - 2008**

*Table 3*

Admin Number	Docket Number	Amount Forfeited	Date Disbursed	Recipient	Amount Disbursed
07-0189		\$13,614.00	2/22/2008	GENERAL FUND	\$209.04
				PITTSBURG PD	\$433.32
				15% - 11489	\$1,327.37
				ANTIOCH PD	\$6,228.40
				CDA A	\$136.14
				CONTRA COSTA CO SO	\$476.49
				DA OFFICE	\$2,178.24
07-0190		\$4,653.00	2/22/2008	GENERAL FUND	\$3,267.36
				15% - 11489	\$453.67
				ANTIOCH PD	\$2,128.74
				CDA A	\$46.53
				CONTRA COSTA CO SO	\$162.86
				DA OFFICE	\$744.48
				GENERAL FUND	\$1,116.72
07-0191		\$763.00	11/12/2008	15% - 11489	\$74.39
				CDA A	\$7.63
				CONTRA COSTA CO SO	\$341.45
				CONTRA COSTA CO SO	\$41.96
				DA OFFICE	\$114.45
				GENERAL FUND	\$183.12
				07-0196	
CDA A	\$99.25				
CONTRA COSTA CO SO	\$297.75				
DA OFFICE	\$1,786.50				
GENERAL FUND	\$2,382.00				
WALNUT CREEK PD	\$4,391.81				
07-0197		\$1,015.00	2/13/2008		
				CDA A	\$10.15
				CONTRA COSTA CO SO	\$55.83
				DA OFFICE	\$101.50
				GENERAL FUND	\$243.60
				WALNUT CREEK PD	\$504.96
				07-0199	
ANTIOCH PD	\$6,208.93				
CDA A	\$130.03				
CONTRA COSTA CO SO	\$455.11				
DA OFFICE	\$1,820.42				
GENERAL FUND	\$3,120.72				
07-0200		\$4,508.00	3/7/2008		
				ANTIOCH PD	\$2,153.57



State of California  
**ASSET FORFEITURE REPORT - 2008**

*Table 3*

Admin Number	Docket Number	Amount Forfeited	Date Disbursed	Recipient	Amount Disbursed
				CDA A	\$45.08
				CONTRA COSTA CO SO	\$157.78
				DA OFFICE	\$630.12
				GENERAL FUND	\$1,081.92
07-0201		\$608.00	3/4/2008		
				15% - 11489	\$59.28
				CDA A	\$6.08
				CONCORD PD	\$302.48
				CONTRA COSTA CO SO	\$33.44
				DA OFFICE	\$60.80
				GENERAL FUND	\$145.92
07-0202		\$890.00	3/7/2008		
				15% - 11489	\$86.77
				ANTIOCH PD	\$442.78
				CDA A	\$8.90
				CONTRA COSTA CO SO	\$48.95
				DA OFFICE	\$89.00
				GENERAL FUND	\$213.60
07-0203		\$1,635.00	2/26/2008		
				15% - 11489	\$159.41
				CDA A	\$16.35
				DA OFFICE	\$261.60
				GENERAL FUND	\$392.40
				TF CENTRAL CC NET-	\$805.24
07-0204		\$535.00	3/20/2008		
				15% - 11489	\$52.17
				CDA A	\$5.35
				CONTRA COSTA CO SO	\$29.42
				DA OFFICE	\$53.50
				GENERAL FUND	\$128.40
				MARTINEZ PD	\$266.16
07-0205		\$6,847.00	6/19/2008		
				15% - 11489	\$667.58
				CDA A	\$68.47
				DA OFFICE	\$1,232.46
				GENERAL FUND	\$1,643.28
				TF CENTRAL CC NET-	\$3,235.21
07-0206		\$70.00	9/30/2008		
				15% - 11489	\$6.83
				CDA A	\$0.70
				CONTRA COSTA CO SO	\$3.85
				DA OFFICE	\$7.00
				GENERAL FUND	\$16.80
				PITTSBURG PD	\$34.82
07-0206A		\$2,176.00	4/17/2008		
				15% - 11489	\$212.16
				CDA A	\$21.76





State of California  
**ASSET FORFEITURE REPORT - 2008**

*Table 3*

Admin Number	Docket Number	Amount Forfeited	Date Disbursed	Recipient	Amount Disbursed
				CONTRA COSTA CO SO	\$76.16
				DA OFFICE	\$326.40
				GENERAL FUND	\$522.24
				PITTSBURG PD	\$1,017.28
07-0207		\$514.00	3/7/2008		
				15% - 11489	\$50.11
				CDAA	\$5.14
				DA OFFICE	\$51.40
				GENERAL FUND	\$123.36
				TF WEST CC NET-WESTNET	\$283.99
07-0208		\$4,925.00	3/7/2008		
				15% - 11489	\$480.19
				CDAA	\$49.25
				CONCORD PD	\$2,376.31
				DA OFFICE	\$837.25
				GENERAL FUND	\$1,182.00
07-0210		\$12,810.00	3/7/2008		
				15% - 11489	\$1,248.97
				CDAA	\$128.10
				DA OFFICE	\$2,049.60
				GENERAL FUND	\$3,074.40
				TF WEST CC NET-WESTNET	\$6,308.93
07-0212		\$1,880.00	9/30/2008		
				15% - 11489	\$183.30
				CDAA	\$18.80
				CONTRA COSTA CO SO	\$73.56
				DA OFFICE	\$307.36
				GENERAL FUND	\$451.20
				PITTSBURG PD	\$845.78
07-0213		\$735.00	6/24/2008		
				15% - 11489	\$71.66
				CDAA	\$7.35
				CONTRA COSTA CO SO	\$40.43
				DA OFFICE	\$73.50
				GENERAL FUND	\$176.40
				PITTSBURG PD	\$365.66
07-0213A		\$10,026.67	6/24/2008		
				15% - 11489	\$977.60
				CDAA	\$100.26
				CONTRA COSTA CO SO	\$350.93
				DA OFFICE	\$1,604.27
				GENERAL FUND	\$2,406.40
				PITTSBURG PD	\$4,587.21
07-0215		\$1,881.00	3/27/2008		
				15% - 11489	\$183.40
				ANTIOCH PD	\$879.37
				CDAA	\$18.81



State of California  
**ASSET FORFEITURE REPORT - 2008**

*Table 3*

Admin Number	Docket Number	Amount Forfeited	Date Disbursed	Recipient	Amount Disbursed
				CONTRA COSTA CO SO	\$65.83
				DA OFFICE	\$282.15
				GENERAL FUND	\$451.44
07-0216		\$1,236.00	7/8/2008		
				15% - 11489	\$120.51
				CDA A	\$12.36
				CONTRA COSTA CO SO	\$614.91
				CONTRA COSTA CO SO	\$67.98
				DA OFFICE	\$123.60
				GENERAL FUND	\$296.64
07-0217		\$2,460.00	4/8/2008		
				15% - 11489	\$239.85
				CDA A	\$24.60
				CONTRA COSTA CO SO	\$86.10
				DA OFFICE	\$369.00
				GENERAL FUND	\$590.40
				WALNUT CREEK PD	\$1,150.05
07-0218		\$2,253.00	4/8/2008		
				15% - 11489	\$219.66
				CDA A	\$22.53
				CONCORD PD	\$1,120.87
				CONTRA COSTA CO SO	\$123.92
				DA OFFICE	\$225.30
				GENERAL FUND	\$540.72
07-0219		\$1,773.00	4/8/2008		
				15% - 11489	\$172.87
				CDA A	\$17.73
				CONCORD PD	\$882.07
				CONTRA COSTA CO SO	\$97.51
				DA OFFICE	\$177.30
				GENERAL FUND	\$425.52
07-0220		\$730.00	4/8/2008		
				15% - 11489	\$71.17
				CDA A	\$7.30
				CONCORD PD	\$363.18
				CONTRA COSTA CO SO	\$40.15
				DA OFFICE	\$73.00
				GENERAL FUND	\$175.20
08-0002		\$501.00	4/8/2008		
				15% - 11489	\$48.85
				CDA A	\$5.01
				CONCORD PD	\$249.25
				CONTRA COSTA CO SO	\$27.55
				DA OFFICE	\$50.10
				GENERAL FUND	\$120.24
08-0003		\$1,906.22	4/8/2008		
				15% - 11489	\$185.86



State of California  
**ASSET FORFEITURE REPORT - 2008**

*Table 3*

Admin Number	Docket Number	Amount Forfeited	Date Disbursed	Recipient	Amount Disbursed
				CDA A	\$19.06
				CONCORD PD	\$948.35
				CONTRA COSTA CO SO	\$104.84
				DA OFFICE	\$190.62
				GENERAL FUND	\$457.49
08-0005		\$1,220.00	7/8/2008		
				15% - 11489	\$118.95
				CDA A	\$12.20
				CONTRA COSTA CO SO	\$558.15
				CONTRA COSTA CO SO	\$67.10
				DA OFFICE	\$170.80
				GENERAL FUND	\$292.80
08-0006		\$598.25	4/28/2008		
				15% - 11489	\$58.38
				CDA A	\$5.98
				DA OFFICE	\$59.88
				GENERAL FUND	\$143.70
				TF WEST CC NET-WESTNET	\$330.31
08-0007		\$698.00	4/17/2008		
				15% - 11489	\$68.06
				CDA A	\$6.98
				CONCORD PD	\$347.25
				CONTRA COSTA CO SO	\$38.39
				DA OFFICE	\$69.80
				GENERAL FUND	\$167.52
08-0008		\$3,540.00	4/17/2008		
				15% - 11489	\$345.15
				CDA A	\$35.40
				CONCORD PD	\$1,761.15
				CONTRA COSTA CO SO	\$194.70
				DA OFFICE	\$354.00
				GENERAL FUND	\$849.60
08-0009		\$5,361.00	7/14/2008		
				15% - 11489	\$522.70
				ANTIOCH PD	\$2,425.66
				CDA A	\$53.61
				CONTRA COSTA CO SO	\$187.63
				DA OFFICE	\$884.76
				GENERAL FUND	\$1,286.64
08-0011		\$2,235.00	8/12/2008		
				15% - 11489	\$217.91
				CDA A	\$22.35
				CONTRA COSTA CO SO	\$78.22
				DA OFFICE	\$312.90
				GENERAL FUND	\$536.40
				MARTINEZ PD	\$1,067.22



State of California  
**ASSET FORFEITURE REPORT - 2008**

*Table 3*

Admin Number	Docket Number	Amount Forfeited	Date Disbursed	Recipient	Amount Disbursed
08-0012		\$483.00	6/19/2008	15% - 11489	\$47.09
				CDA	\$4.83
				CONTRA COSTA CO SO	\$26.57
				DA OFFICE	\$48.30
				GENERAL FUND	\$115.92
				PITTSBURG PD	\$240.29
08-0013		\$1,248.00	7/8/2008	15% - 11489	\$121.68
				CDA	\$12.48
				CONTRA COSTA CO SO	\$620.88
				CONTRA COSTA CO SO	\$68.64
				DA OFFICE	\$124.80
				GENERAL FUND	\$299.52
08-0014		\$1,103.00	7/8/2008	15% - 11489	\$107.54
				CDA	\$11.03
				CONTRA COSTA CO SO	\$493.59
				CONTRA COSTA CO SO	\$60.67
				DA OFFICE	\$165.45
				GENERAL FUND	\$264.72
08-0015		\$1,689.00	7/8/2008	15% - 11489	\$164.68
				CDA	\$16.89
				CONTRA COSTA CO SO	\$772.71
				CONTRA COSTA CO SO	\$92.90
				DA OFFICE	\$236.46
				GENERAL FUND	\$405.36
08-0016		\$1,085.00	4/28/2008	15% - 11489	\$105.79
				ANTIOCH PD	\$507.24
				CDA	\$10.85
				CONTRA COSTA CO SO	\$37.97
				DA OFFICE	\$162.75
				GENERAL FUND	\$260.40
08-0017		\$547.00	5/29/2008	15% - 11489	\$53.33
				ANTIOCH PD	\$272.14
				CDA	\$5.47
				CONTRA COSTA CO SO	\$30.08
				DA OFFICE	\$54.70
				GENERAL FUND	\$131.28
08-0018		\$435.00	5/29/2008	15% - 11489	\$42.41
				ANTIOCH PD	\$216.41
				CDA	\$4.35
				CONTRA COSTA CO SO	\$23.93



State of California  
**ASSET FORFEITURE REPORT - 2008**

*Table 3*

Admin Number	Docket Number	Amount Forfeited	Date Disbursed	Recipient	Amount Disbursed				
08-0021		\$737.50	8/29/2008	DA OFFICE	\$43.50				
				GENERAL FUND	\$104.40				
				15% - 11489	\$71.90				
				CDA A	\$7.38				
				CONTRA COSTA CO SO	\$366.91				
				CONTRA COSTA CO SO	\$40.56				
				DA OFFICE	\$73.75				
08-0022		\$1,458.00	7/8/2008	GENERAL FUND	\$177.00				
				15% - 11489	\$142.15				
				CDA A	\$14.58				
				CONTRA COSTA CO SO	\$667.04				
				CONTRA COSTA CO SO	\$80.19				
				DA OFFICE	\$204.12				
				GENERAL FUND	\$349.92				
08-0023		\$1,241.00	7/8/2008	15% - 11489	\$121.00				
				CDA A	\$12.41				
				CONTRA COSTA CO SO	\$617.40				
				CONTRA COSTA CO SO	\$68.25				
				DA OFFICE	\$124.10				
				GENERAL FUND	\$297.84				
				08-0024		\$6,548.00	11/17/2008	15% - 11489	\$638.43
CDA A	\$65.48								
DA OFFICE	\$1,047.68								
GENERAL FUND	\$1,571.52								
TF WEST CC NET-WESTNET	\$3,224.89								
08-0025		\$856.00	6/10/2008					15% - 11489	\$83.46
								CDA A	\$8.56
				DA OFFICE	\$85.60				
				GENERAL FUND	\$205.44				
				TF CENTRAL CC NET-	\$472.94				
				08-0026		\$535.00	6/19/2008	15% - 11489	\$52.16
								CDA A	\$5.35
CONTRA COSTA CO SO	\$29.43								
DA OFFICE	\$53.50								
GENERAL FUND	\$128.40								
PITTSBURG PD	\$266.16								
08-0027		\$1,815.00	6/19/2008					15% - 11489	\$176.96
				CDA A	\$18.15				
				CONTRA COSTA CO SO	\$63.52				
				DA OFFICE	\$272.25				



State of California  
**ASSET FORFEITURE REPORT - 2008**

*Table 3*

Admin Number	Docket Number	Amount Forfeited	Date Disbursed	Recipient	Amount Disbursed
				GENERAL FUND	\$435.60
				MARTINEZ PD	\$848.52
08-0028		\$13,744.00	7/8/2008	15% - 11489	\$1,340.04
				CDA A	\$137.44
				CONTRA COSTA CO SO	\$6,425.32
				CONTRA COSTA CO SO	\$755.92
				DA OFFICE	\$1,786.72
				GENERAL FUND	\$3,298.56
08-0030		\$324.00	7/8/2008	15% - 11489	\$31.59
				CDA A	\$3.24
				CONTRA COSTA CO SO	\$17.82
				DA OFFICE	\$32.40
				GENERAL FUND	\$77.76
				RICHMOND PD	\$161.19
08-0031		\$3,942.00	6/19/2008	15% - 11489	\$384.34
				ANTIOCH PD	\$1,882.31
				CDA A	\$39.42
				CONTRA COSTA CO SO	\$137.97
				DA OFFICE	\$551.88
				GENERAL FUND	\$946.08
08-0032		\$701.00	6/19/2008	15% - 11489	\$68.35
				ANTIOCH PD	\$348.75
				CDA A	\$7.01
				CONTRA COSTA CO SO	\$38.55
				DA OFFICE	\$70.10
				GENERAL FUND	\$168.24
08-0033		\$1,087.00	7/8/2008	15% - 11489	\$105.98
				CDA A	\$10.87
				CONTRA COSTA CO SO	\$540.78
				CONTRA COSTA CO SO	\$59.79
				DA OFFICE	\$108.70
				GENERAL FUND	\$260.88
08-0034		\$1,264.76	7/8/2008	15% - 11489	\$123.31
				CDA A	\$12.65
				CONTRA COSTA CO SO	\$565.99
				CONTRA COSTA CO SO	\$69.56
				DA OFFICE	\$189.71
				GENERAL FUND	\$303.54
08-0035		\$812.00	7/8/2008	15% - 11489	\$79.17
				CDA A	\$8.12



State of California  
**ASSET FORFEITURE REPORT - 2008**

*Table 3*

Admin Number	Docket Number	Amount Forfeited	Date Disbursed	Recipient	Amount Disbursed
				CONTRA COSTA CO SO	\$403.97
				CONTRA COSTA CO SO	\$44.66
				DA OFFICE	\$81.20
				GENERAL FUND	\$194.88
08-0036		\$799.00	7/8/2008		
				15% - 11489	\$77.90
				CDA A	\$7.99
				CONTRA COSTA CO SO	\$397.50
				CONTRA COSTA CO SO	\$43.95
				DA OFFICE	\$79.90
				GENERAL FUND	\$191.76
08-0037		\$7,905.00	7/29/2008		
				15% - 11489	\$770.74
				CDA A	\$79.05
				DA OFFICE	\$1,264.80
				GENERAL FUND	\$1,897.20
				TF CENTRAL CC NET-	\$3,893.21
08-0038		\$435.00	6/19/2008		
				15% - 11489	\$42.41
				CDA A	\$4.35
				CONTRA COSTA CO SO	\$23.92
				DA OFFICE	\$43.50
				GENERAL FUND	\$104.40
				PINOLE PD	\$216.42
08-0039		\$7,075.00	12/10/2008		
				15% - 11489	\$689.82
				CDA A	\$70.75
				CONCORD PD	\$3,236.81
				CONTRA COSTA CO SO	\$247.62
				DA OFFICE	\$1,132.00
				GENERAL FUND	\$1,698.00
08-0040		\$754.00	6/24/2008		
				15% - 11489	\$73.51
				CDA A	\$7.54
				CONCORD PD	\$375.12
				CONTRA COSTA CO SO	\$41.47
				DA OFFICE	\$75.40
				GENERAL FUND	\$180.96
08-0043		\$1,205.00	6/24/2008		
				15% - 11489	\$117.49
				CDA A	\$12.05
				CONCORD PD	\$599.49
				CONTRA COSTA CO SO	\$66.27
				DA OFFICE	\$120.50
				GENERAL FUND	\$289.20
08-0044		\$553.00	9/9/2008		
				15% - 11489	\$53.92



State of California  
**ASSET FORFEITURE REPORT - 2008**

*Table 3*

Admin Number	Docket Number	Amount Forfeited	Date Disbursed	Recipient	Amount Disbursed
				CDAA	\$5.53
				CONTRA COSTA CO SO	\$30.41
				DA OFFICE	\$55.30
				GENERAL FUND	\$132.72
				MARTINEZ PD	\$275.12
08-0045		\$375.00	6/24/2008		
				15% - 11489	\$36.56
				CDAA	\$3.75
				DA OFFICE	\$37.50
				GENERAL FUND	\$90.00
				TF WEST CC NET-WESTNET	\$207.19
08-0046		\$473.00	7/8/2008		
				15% - 11489	\$46.12
				CDAA	\$4.73
				DA OFFICE	\$47.30
				GENERAL FUND	\$113.52
				TF WEST CC NET-WESTNET	\$261.33
08-0047		\$5,400.00	7/8/2008		
				15% - 11489	\$526.50
				CDAA	\$54.00
				DA OFFICE	\$972.00
				GENERAL FUND	\$1,296.00
				TF WEST CC NET-WESTNET	\$2,551.50
08-0048		\$537.00	7/8/2008		
				15% - 11489	\$52.36
				CDAA	\$5.37
				DA OFFICE	\$53.70
				GENERAL FUND	\$128.88
				TF WEST CC NET-WESTNET	\$296.69
08-0053		\$2,728.00	12/10/2008		
				15% - 11489	\$265.98
				CDAA	\$27.28
				CONTRA COSTA CO SO	\$95.48
				DA OFFICE	\$409.20
				GENERAL FUND	\$654.72
				PITTSBURG PD	\$1,275.34
08-0056		\$3,487.00	11/6/2008		
				15% - 11489	\$339.98
				BRENTWOOD PD	\$1,630.17
				CDAA	\$34.87
				CONTRA COSTA CO SO	\$87.18
				DA OFFICE	\$557.92
				GENERAL FUND	\$836.88
08-0057		\$716.00	8/29/2008		
				15% - 11489	\$69.81
				CDAA	\$7.16
				CONTRA COSTA CO SO	\$356.21





State of California  
**ASSET FORFEITURE REPORT - 2008**

*Table 3*

Admin Number	Docket Number	Amount Forfeited	Date Disbursed	Recipient	Amount Disbursed
				CONTRA COSTA CO SO	\$39.38
				DA OFFICE	\$71.60
				GENERAL FUND	\$171.84
08-0058		\$761.00	8/29/2008	15% - 11489	\$74.20
				CDA A	\$7.61
				CONTRA COSTA CO SO	\$378.60
				CONTRA COSTA CO SO	\$41.85
				DA OFFICE	\$76.10
				GENERAL FUND	\$182.64
08-0059		\$681.00	8/29/2008	15% - 11489	\$66.40
				CDA A	\$6.81
				CONTRA COSTA CO SO	\$338.80
				CONTRA COSTA CO SO	\$37.45
				DA OFFICE	\$68.10
				GENERAL FUND	\$163.44
08-0060		\$2,089.00	8/1/2008	15% - 11489	\$203.68
				CDA A	\$20.89
				CONCORD PD	\$1,039.28
				CONTRA COSTA CO SO	\$114.89
				DA OFFICE	\$208.90
				GENERAL FUND	\$501.36
08-0061		\$812.00	8/1/2008	15% - 11489	\$79.17
				CDA A	\$8.12
				CONCORD PD	\$403.97
				CONTRA COSTA CO SO	\$44.66
				DA OFFICE	\$81.20
				GENERAL FUND	\$194.88
08-0064		\$4,325.00	8/28/2008	15% - 11489	\$421.69
				ANTIOCH PD	\$2,065.18
				CDA A	\$43.25
				CONTRA COSTA CO SO	\$151.38
				DA OFFICE	\$605.50
				GENERAL FUND	\$1,038.00
08-0065		\$5,960.00	8/28/2008	15% - 11489	\$581.10
				ANTIOCH PD	\$2,726.70
				CDA A	\$59.60
				CONTRA COSTA CO SO	\$208.60
				DA OFFICE	\$953.60
				GENERAL FUND	\$1,430.40
08-0066		\$3,056.00	9/12/2008	15% - 11489	\$297.96



State of California  
**ASSET FORFEITURE REPORT - 2008**

*Table 3*

Admin Number	Docket Number	Amount Forfeited	Date Disbursed	Recipient	Amount Disbursed
				CDAA	\$30.56
				DA OFFICE	\$519.52
				GENERAL FUND	\$733.44
				TF WEST CC NET-WESTNET	\$1,474.52
08-0067		\$2,277.00	10/16/2008		
				15% - 11489	\$222.00
				CDAA	\$22.77
				CONCORD PD	\$1,064.50
				CONTRA COSTA CO SO	\$79.70
				DA OFFICE	\$341.55
				GENERAL FUND	\$546.48
08-0068		\$1,685.00	8/29/2008		
				15% - 11489	\$164.29
				CDAA	\$16.85
				CONTRA COSTA CO SO	\$838.28
				CONTRA COSTA CO SO	\$92.68
				DA OFFICE	\$168.50
				GENERAL FUND	\$404.40
08-0069		\$868.00	8/29/2008		
				15% - 11489	\$84.63
				CDAA	\$8.68
				CONTRA COSTA CO SO	\$431.83
				CONTRA COSTA CO SO	\$47.74
				DA OFFICE	\$86.80
				GENERAL FUND	\$208.32
08-0071		\$1,311.00	12/17/2008		
				15% - 11489	\$127.82
				CDAA	\$13.11
				CONTRA COSTA CO SO	\$652.22
				CONTRA COSTA CO SO	\$72.10
				DA OFFICE	\$131.10
				GENERAL FUND	\$314.65
08-0073		\$425.00	9/9/2008		
				15% - 11489	\$41.44
				CDAA	\$4.25
				CONTRA COSTA CO SO	\$23.38
				DA OFFICE	\$42.50
				GENERAL FUND	\$102.00
				RICHMOND PD	\$211.43
08-0074		\$620.00	9/12/2008		
				15% - 11489	\$60.45
				CDAA	\$6.20
				DA OFFICE	\$62.00
				GENERAL FUND	\$148.80
				TF WEST CC NET-WESTNET	\$342.55
08-0076		\$725.00	8/28/2008		
				15% - 11489	\$70.69



State of California  
**ASSET FORFEITURE REPORT - 2008**

*Table 3*

Admin Number	Docket Number	Amount Forfeited	Date Disbursed	Recipient	Amount Disbursed
				ANTIOCH PD	\$360.68
				CDA A	\$7.25
				CONTRA COSTA CO SO	\$39.88
				DA OFFICE	\$72.50
				GENERAL FUND	\$174.00
08-0077		\$372.00	8/28/2008		
				15% - 11489	\$36.27
				CDA A	\$3.72
				DA OFFICE	\$37.20
				GENERAL FUND	\$89.28
				TF CENTRAL CC NET-	\$205.53
08-0078		\$597.96	9/9/2008		
				15% - 11489	\$58.30
				CDA A	\$5.98
				CONTRA COSTA CO SO	\$32.89
				DA OFFICE	\$59.80
				GENERAL FUND	\$143.51
				RICHMOND PD	\$297.48
08-0080		\$1,413.00	11/12/2008		
				15% - 11489	\$137.77
				CDA A	\$14.13
				CONTRA COSTA CO SO	\$632.32
				CONTRA COSTA CO SO	\$77.71
				DA OFFICE	\$211.95
				GENERAL FUND	\$339.12
08-0081		\$1,040.00	11/12/2008		
				15% - 11489	\$101.40
				CDA A	\$10.40
				CONTRA COSTA CO SO	\$517.40
				CONTRA COSTA CO SO	\$57.20
				DA OFFICE	\$104.00
				GENERAL FUND	\$249.60
08-0083		\$406.00	11/12/2008		
				15% - 11489	\$39.59
				CDA A	\$4.06
				CONTRA COSTA CO SO	\$201.98
				CONTRA COSTA CO SO	\$22.33
				DA OFFICE	\$40.60
				GENERAL FUND	\$97.44
08-0085		\$14,882.00	9/12/2008		
				15% - 11489	\$1,450.99
				ANTIOCH PD	\$7,106.16
				CDA A	\$148.82
				CONTRA COSTA CO SO	\$372.05
				DA OFFICE	\$2,232.30
				GENERAL FUND	\$3,571.68



State of California  
**ASSET FORFEITURE REPORT - 2008**

*Table 3*

Admin Number	Docket Number	Amount Forfeited	Date Disbursed	Recipient	Amount Disbursed
08-0087		\$1,000.00	12/4/2008	15% - 11489	\$97.50
				CDA	\$10.00
				CONCORD PD	\$497.50
				CONTRA COSTA CO SO	\$55.00
				DA OFFICE	\$100.00
				GENERAL FUND	\$240.00
08-0088		\$1,867.50	10/22/2008	15% - 11489	\$182.08
				CDA	\$18.68
				DA OFFICE	\$336.15
				GENERAL FUND	\$448.20
				TF CENTRAL CC NET-	\$882.39
08-0092		\$1,048.00	11/6/2008	15% - 11489	\$102.18
				CDA	\$10.48
				CONTRA COSTA CO SO	\$26.20
				DA OFFICE	\$167.68
				GENERAL FUND	\$251.52
				SAN PABLO PD	\$489.94
08-0093		\$2,841.00	10/8/2008	15% - 11489	\$277.00
				CDA	\$28.41
				CONTRA COSTA CO SO	\$99.43
				DA OFFICE	\$482.97
				GENERAL FUND	\$681.84
				HERCULES PD	\$1,271.35
08-0094		\$1,405.00	10/9/2008	15% - 11489	\$136.99
				ANTIOCH PD	\$656.84
				CDA	\$14.05
				CONTRA COSTA CO SO	\$49.17
				DA OFFICE	\$210.75
				GENERAL FUND	\$337.20
08-0095		\$569.00	11/12/2008	15% - 11489	\$55.48
				CDA	\$5.69
				CONTRA COSTA CO SO	\$283.08
				CONTRA COSTA CO SO	\$31.29
				DA OFFICE	\$56.90
				GENERAL FUND	\$136.56
08-0098		\$3,402.00	12/10/2008	15% - 11489	\$331.70
				CDA	\$34.02
				CONTRA COSTA CO SO	\$153.09
				DA OFFICE	\$442.26
				GENERAL FUND	\$816.48



State of California  
**ASSET FORFEITURE REPORT - 2008**

*Table 3*

Admin Number	Docket Number	Amount Forfeited	Date Disbursed	Recipient	Amount Disbursed
08-0099		\$4,965.00	12/10/2008	PITTSBURG PD	\$1,624.45
				15% - 11489	\$484.09
				CDA A	\$49.65
				CONTRA COSTA CO SO	\$223.42
				DA OFFICE	\$645.45
				GENERAL FUND	\$1,191.60
08-0100		\$409.00	9/12/2008	PITTSBURG PD	\$2,370.79
				15% - 11489	\$39.88
				CDA A	\$4.09
				DA OFFICE	\$40.90
				GENERAL FUND	\$98.16
				TF WEST CC NET-WESTNET	\$225.97
08-0103		\$5,925.00	10/10/2008	15% - 11489	\$577.69
				CDA A	\$59.25
				DA OFFICE	\$1,007.25
				GENERAL FUND	\$1,422.00
				TF CENTRAL CC NET-	\$2,858.81
08-0104		\$18,196.00	11/17/2008	15% - 11489	\$1,774.11
				CDA A	\$181.96
				CONTRA COSTA CO SO	\$636.86
				DA OFFICE	\$2,729.40
				GENERAL FUND	\$4,367.04
				RICHMOND PD	\$8,506.63
08-0105		\$768.00	11/6/2008	15% - 11489	\$74.88
				BRENTWOOD PD	\$382.08
				CDA A	\$7.68
				CONTRA COSTA CO SO	\$42.24
				DA OFFICE	\$76.80
				GENERAL FUND	\$184.32
08-0107		\$855.00	10/23/2008	15% - 11489	\$83.36
				ANTIOCH PD	\$425.37
				CDA A	\$8.55
				CONTRA COSTA CO SO	\$47.02
				DA OFFICE	\$85.50
				GENERAL FUND	\$205.20
08-0109		\$945.00	10/10/2008	15% - 11489	\$92.14
				CDA A	\$9.45
				DA OFFICE	\$151.20
				GENERAL FUND	\$226.80
				TF CENTRAL CC NET-	\$465.41



State of California  
**ASSET FORFEITURE REPORT - 2008**

*Table 3*

Admin Number	Docket Number	Amount Forfeited	Date Disbursed	Recipient	Amount Disbursed
08-0114		\$5,083.00	11/12/2008	15% - 11489	\$495.59
				CDA	\$50.83
				CONTRA COSTA CO SO	\$2,376.30
				CONTRA COSTA CO SO	\$279.56
				DA OFFICE	\$660.79
				GENERAL FUND	\$1,219.93
08-0114A		\$800.00	11/12/2008	15% - 11489	\$78.00
				CDA	\$8.00
				CONTRA COSTA CO SO	\$398.00
				CONTRA COSTA CO SO	\$44.00
				DA OFFICE	\$80.00
				GENERAL FUND	\$192.00
08-0114B		\$748.00	11/12/2008	15% - 11489	\$72.93
				CDA	\$7.48
				CONTRA COSTA CO SO	\$372.13
				CONTRA COSTA CO SO	\$41.14
				DA OFFICE	\$74.80
				GENERAL FUND	\$179.52
08-0115		\$4,645.00	12/17/2008	15% - 11489	\$452.89
				CDA	\$46.45
				CONTRA COSTA CO SO	\$2,310.88
				CONTRA COSTA CO SO	\$255.48
				DA OFFICE	\$464.50
				GENERAL FUND	\$1,114.80
08-0117A		\$3,629.00	10/30/2008	15% - 11489	\$353.83
				ANTIOCH PD	\$1,714.70
				CDA	\$36.29
				CONTRA COSTA CO SO	\$145.16
				DA OFFICE	\$508.06
				GENERAL FUND	\$870.96
08-0119		\$1,616.13	12/4/2008	15% - 11489	\$157.56
				CDA	\$16.16
				CHP	\$739.34
				CONTRA COSTA CO SO	\$56.56
				DA OFFICE	\$258.66
				GENERAL FUND	\$387.85
08-0120		\$1,768.00	11/17/2008	15% - 11489	\$172.38
				CDA	\$17.68
				CONCORD PD	\$879.58
				CONTRA COSTA CO SO	\$97.24



State of California  
**ASSET FORFEITURE REPORT - 2008**

*Table 3*

Admin Number	Docket Number	Amount Forfeited	Date Disbursed	Recipient	Amount Disbursed
				DA OFFICE	\$176.80
				GENERAL FUND	\$424.32
08-0122		\$4,325.00	11/17/2008	15% - 11489	\$421.69
				CDA A	\$43.25
				DA OFFICE	\$648.75
				GENERAL FUND	\$1,038.00
				TF WEST CC NET-WESTNET	\$2,173.31
08-0123		\$665.00	11/17/2008	15% - 11489	\$64.84
				ANTIOCH PD	\$330.84
				CDA A	\$6.65
				CONTRA COSTA CO SO	\$36.57
				DA OFFICE	\$66.50
				GENERAL FUND	\$159.60
08-0124		\$613.00	12/17/2008	15% - 11489	\$59.77
				CDA A	\$6.13
				CONTRA COSTA CO SO	\$304.97
				CONTRA COSTA CO SO	\$33.71
				DA OFFICE	\$61.30
				GENERAL FUND	\$147.12
08-0125		\$2,245.00	12/17/2008	15% - 11489	\$218.88
				CDA A	\$22.45
				CONTRA COSTA CO SO	\$1,116.89
				CONTRA COSTA CO SO	\$123.48
				DA OFFICE	\$224.50
				GENERAL FUND	\$538.80
08-0128		\$5,535.00	12/4/2008	15% - 11489	\$539.67
				ANTIOCH PD	\$2,532.26
				CDA A	\$55.35
				CONTRA COSTA CO SO	\$193.72
				DA OFFICE	\$885.60
				GENERAL FUND	\$1,328.40
08-0129		\$2,365.00	12/17/2008	15% - 11489	\$230.59
				ANTIOCH PD	\$1,152.94
				CDA A	\$23.65
				CONTRA COSTA CO SO	\$82.77
				DA OFFICE	\$307.45
				GENERAL FUND	\$567.60
08-0130		\$2,556.00	12/17/2008	15% - 11489	\$249.21
				ANTIOCH PD	\$1,194.93
				CDA A	\$25.56



State of California  
**ASSET FORFEITURE REPORT - 2008**

*Table 3*

Admin Number	Docket Number	Amount Forfeited	Date Disbursed	Recipient	Amount Disbursed
08-0131		\$10,189.00	12/17/2008	CONTRA COSTA CO SO	\$63.90
				DA OFFICE	\$408.96
				GENERAL FUND	\$613.44
				15% - 11489	\$993.43
				ANTIOCH PD	\$4,967.14
				CDAA	\$101.89
				CONTRA COSTA CO SO	\$356.61
08-0134		\$4,112.00	12/17/2008	DA OFFICE	\$1,324.57
				GENERAL FUND	\$2,445.36
				15% - 11489	\$400.92
				CDAA	\$41.12
				DA OFFICE	\$657.92
				GENERAL FUND	\$986.88
				TF WEST CC NET-WESTNET	\$2,025.16
<b>CONTRA COSTA</b>					<b>\$730,653.41</b>





State of California  
**ASSET FORFEITURE REPORT - 2008**

*Table 3*

Admin Number	Docket Number	Amount Forfeited	Date Disbursed	Recipient	Amount Disbursed
<b>EL DORADO</b>					
LT07-104		\$1,223.04	8/26/2008	15% - 11489	\$119.25
				CDAA	\$12.23
				DA OFFICE	\$122.30
				GENERAL FUND	\$293.53
				TF SOUTH LAKE TAHOE	\$675.73
LT07-1898		\$901.43	11/18/2008	15% - 11489	\$87.89
				CDAA	\$9.01
				DA OFFICE	\$90.15
				GENERAL FUND	\$216.34
				TF SOUTH LAKE TAHOE	\$498.04
LT08-006		\$1,784.60	8/26/2008	15% - 11489	\$174.00
				CDAA	\$17.85
				DA OFFICE	\$178.46
				GENERAL FUND	\$428.30
				TF SOUTH LAKE TAHOE	\$985.99
LT08-008		\$1,514.06	8/26/2008	15% - 11489	\$147.62
				CDAA	\$15.14
				DA OFFICE	\$151.41
				GENERAL FUND	\$363.37
				TF SOUTH LAKE TAHOE	\$836.52
LT08-018		\$1,178.57	10/28/2008	15% - 11489	\$114.91
				CDAA	\$11.79
				DA OFFICE	\$117.85
				GENERAL FUND	\$282.86
				TF SOUTH LAKE TAHOE	\$651.16
LT08-029		\$525.21	8/26/2008	15% - 11489	\$51.21
				CDAA	\$5.25
				DA OFFICE	\$52.52
				GENERAL FUND	\$126.05
				TF SOUTH LAKE TAHOE	\$290.18
LT08-029A		\$279.26	8/26/2008	15% - 11489	\$27.23
				CDAA	\$2.79
				DA OFFICE	\$27.93
				GENERAL FUND	\$67.02
				TF SOUTH LAKE TAHOE	\$154.29
LT08-105		\$1,702.52	8/26/2008	15% - 11489	\$166.00
				CDAA	\$17.03
				DA OFFICE	\$170.25



State of California  
ASSET FORFEITURE REPORT - 2008

Table 3

Admin Number	Docket Number	Amount Forfeited	Date Disbursed	Recipient	Amount Disbursed
				GENERAL FUND	\$408.60
				TF SOUTH LAKE TAHOE	\$940.64
PPD 07-1461		\$6,880.24	11/18/2008	15% - 11489	\$670.82
				CDA A	\$68.80
				DA OFFICE	\$688.03
				GENERAL FUND	\$1,651.26
				TF SOUTH LAKE TAHOE	\$3,801.33
<b>EL DORADO</b>					<b>\$15,988.93</b>



State of California  
**ASSET FORFEITURE REPORT - 2008**

*Table 3*

Admin Number	Docket Number	Amount Forfeited	Date Disbursed	Recipient	Amount Disbursed
<b>FRESNO</b>					
AF2005-0018	06CECL06124	\$1,205.15	1/22/2008	15% - 11489	\$117.50
				CDA A	\$12.05
				CLOVIS PD	\$665.85
				FRESNO CO DA	\$120.51
				GENERAL FUND	\$289.24
AF2006-0017	06CECL03764	\$1,039.76	7/10/2008	CDA A	\$10.40
				FRESNO CO DA	\$103.98
				FRESNO PD	\$675.84
				GENERAL FUND	\$249.54
AF2006-0029	06CECL06593	\$8,786.22	3/10/2008	CDA A	\$87.86
				FRESNO CO DA	\$878.63
				FRESNO CO SO	\$5,711.04
				GENERAL FUND	\$2,108.69
AF2006-0048		\$973.50	1/22/2008	CDA A	\$9.74
				FRESNO CO DA	\$97.34
				FRESNO PD	\$632.78
				GENERAL FUND	\$233.64
AF2006-0049	06CECL09394	\$1,494.14	1/22/2008	CDA A	\$14.94
				FRESNO CO DA	\$149.41
				FRESNO PD	\$971.20
				GENERAL FUND	\$358.59
AF2006-0051		\$1,040.06	4/4/2008	CDA A	\$10.40
				FRESNO CO DA	\$104.01
				FRESNO PD	\$676.04
				GENERAL FUND	\$249.61
AF2006-0054		\$7,737.50	1/22/2008	CDA A	\$77.38
				FRESNO CO DA	\$773.74
				FRESNO PD	\$5,029.38
				GENERAL FUND	\$1,857.00
AF2006-0056	07CECL01312	\$4,751.26	11/19/2008	CDA A	\$47.51
				FRESNO CO DA	\$475.13
				FRESNO PD	\$3,088.32
				GENERAL FUND	\$1,140.30
AF2006-0057		\$3,139.50	1/22/2008	CDA A	\$31.40
				FRESNO CO DA	\$313.94
				FRESNO PD	\$2,040.68
				GENERAL FUND	\$753.48



State of California  
**ASSET FORFEITURE REPORT - 2008**

*Table 3*

Admin Number	Docket Number	Amount Forfeited	Date Disbursed	Recipient	Amount Disbursed
AF2007-0008	07CECL01757	\$1,711.14	1/22/2008	CDA FRESNO CO DA FRESNO PD GENERAL FUND	\$17.11 \$171.12 \$1,112.24 \$410.67
AF2007-0031		\$138.14	3/10/2008	15% - 11489 CDA FRESNO CO DA GENERAL FUND TF-FMTF FRSNO METH	\$13.47 \$1.38 \$13.81 \$33.15 \$76.33
AF2007-0035	07CECL02362	\$3,927.67	10/1/2008	15% - 11489 CDA CLOVIS PD FRESNO CO DA GENERAL FUND	\$382.95 \$39.28 \$2,170.04 \$392.76 \$942.64
AF2007-0040		\$2,264.06	4/4/2008	CDA FRESNO CO DA FRESNO PD GENERAL FUND	\$22.64 \$226.41 \$1,471.64 \$543.37
AF2007-0043		\$2,598.06	3/10/2008	15% - 11489 CDA CLOVIS PD FRESNO CO DA GENERAL FUND	\$253.31 \$25.98 \$1,435.43 \$259.81 \$623.53
AF2007-0044		\$2,703.06	3/10/2008	15% - 11489 CDA CLOVIS PD FRESNO CO DA GENERAL FUND	\$263.55 \$27.03 \$1,493.44 \$270.31 \$648.73
AF2007-0048		\$10,155.00	3/10/2008	CDA FRESNO CO DA FRESNO PD GENERAL FUND	\$101.55 \$1,015.50 \$6,600.75 \$2,437.20
AF2007-0049		\$1,904.06	4/4/2008	15% - 11489 CDA FRESNO CO DA FRESNO CO SO GENERAL FUND	\$185.65 \$19.04 \$190.41 \$1,051.99 \$456.97
AF2007-0050A		\$1,580.56	4/4/2008	CDA	\$15.81



State of California  
**ASSET FORFEITURE REPORT - 2008**

*Table 3*

Admin Number	Docket Number	Amount Forfeited	Date Disbursed	Recipient	Amount Disbursed
				FRESNO CO DA	\$158.06
				FRESNO PD	\$1,027.36
				GENERAL FUND	\$379.33
AF2007-0053		\$2,090.56	4/4/2008	15% - 11489	\$203.83
				CDA A	\$20.91
				FRESNO CO DA	\$209.06
				FRESNO CO SO	\$1,155.03
				GENERAL FUND	\$501.73
AF2007-0055	07CECL05848	\$667.27	12/24/2008	15% - 11489	\$65.06
				CDA A	\$6.67
				CLOVIS PD	\$368.67
				FRESNO CO DA	\$66.73
				GENERAL FUND	\$160.14
AF2007-0056		\$3,508.06	3/10/2008	15% - 11489	\$342.04
				CDA A	\$35.08
				CLOVIS PD	\$1,938.20
				FRESNO CO DA	\$350.81
				GENERAL FUND	\$841.93
AF2007-0057		\$1,612.06	3/10/2008	15% - 11489	\$157.18
				CDA A	\$16.12
				CLOVIS PD	\$890.66
				FRESNO CO DA	\$161.21
				GENERAL FUND	\$386.89
AF2007-0058		\$1,469.76	7/10/2008	15% - 11489	\$143.30
				CDA A	\$14.70
				CLOVIS PD	\$812.04
				FRESNO CO DA	\$146.98
				GENERAL FUND	\$352.74
AF2007-0059		\$1,968.06	3/10/2008	15% - 11489	\$191.89
				CDA A	\$19.68
				CLOVIS PD	\$1,087.35
				FRESNO CO DA	\$196.81
				GENERAL FUND	\$472.33
AF2007-0062		\$168.06	4/4/2008	15% - 11489	\$16.39
				CDA A	\$1.68
				FRESNO CO DA	\$16.81
				FRESNO CO SO	\$92.85
				GENERAL FUND	\$40.33
AF2007-0063		\$9,536.06	4/4/2008	15% - 11489	\$929.77



State of California  
**ASSET FORFEITURE REPORT - 2008**

*Table 3*

Admin Number	Docket Number	Amount Forfeited	Date Disbursed	Recipient	Amount Disbursed
				CDA A	\$95.36
				FRESNO CO DA	\$953.61
				FRESNO CO SO	\$5,268.67
				GENERAL FUND	\$2,288.65
AF2007-0063A		\$1,204.50	7/10/2008		
				15% - 11489	\$117.44
				CDA A	\$12.05
				FRESNO CO DA	\$120.44
				FRESNO CO SO	\$665.49
				GENERAL FUND	\$289.08
AF2007-0067		\$2,224.00	10/1/2008		
				CDA A	\$22.24
				FRESNO CO DA	\$222.40
				FRESNO PD	\$1,445.60
				GENERAL FUND	\$533.76
AF2007-0067A		\$1,809.50	10/1/2008		
				CDA A	\$18.10
				FRESNO CO DA	\$180.94
				FRESNO PD	\$1,176.18
				GENERAL FUND	\$434.28
AF2007-0068		\$1,219.06	4/4/2008		
				CDA A	\$12.19
				FRESNO CO DA	\$121.91
				FRESNO PD	\$792.39
				GENERAL FUND	\$292.57
AF2008-0005A		\$1,429.50	11/19/2008		
				15% - 11489	\$139.38
				CDA A	\$14.30
				CLOVIS PD	\$789.80
				FRESNO CO DA	\$142.94
				GENERAL FUND	\$343.08
AF2008-0007		\$1,034.76	7/10/2008		
				15% - 11489	\$100.89
				CDA A	\$10.35
				CLOVIS PD	\$571.70
				FRESNO CO DA	\$103.48
				GENERAL FUND	\$248.34
AF2008-0008		\$3,647.76	7/10/2008		
				15% - 11489	\$355.66
				CDA A	\$36.48
				FRESNO CO DA	\$364.77
				GENERAL FUND	\$875.46
				REEDLEY PD	\$2,015.39
AF2008-0012		\$3,193.76	7/10/2008		
				CDA A	\$31.94
				FRESNO CO DA	\$319.38
				FRESNO PD	\$2,075.94



State of California  
**ASSET FORFEITURE REPORT - 2008**

*Table 3*

Admin Number	Docket Number	Amount Forfeited	Date Disbursed	Recipient	Amount Disbursed
AF2008-0013		\$7,621.76	7/10/2008	GENERAL FUND	\$766.50
				15% - 11489	\$743.12
				CDAA	\$76.22
				FRESNO CO DA	\$762.18
				FRESNO CO SO	\$4,211.02
				GENERAL FUND	\$1,829.22
AF2008-0014		\$1,168.76	7/10/2008	15% - 11489	\$116.88
				CDAA	\$11.69
				COALINGA PD	\$645.74
				FRESNO CO DA	\$113.95
				GENERAL FUND	\$280.50
AF2008-0016	08CECL04570	\$1,990.27	12/24/2008	15% - 11489	\$194.05
				CDAA	\$19.90
				FRESNO CO DA	\$199.04
				FRESNO CO SO	\$1,099.62
				GENERAL FUND	\$477.66
AF2008-0017		\$2,977.00	12/24/2008	15% - 11489	\$290.26
				CDAA	\$29.77
				FRESNO CO DA	\$297.70
				GENERAL FUND	\$714.48
				TF-FMTF FRSNO METH	\$1,644.79
AF2008-0018		\$2,701.76	7/10/2008	15% - 11489	\$263.42
				CDAA	\$27.02
				FRESNO CO DA	\$270.18
				FRESNO CO SO	\$1,492.72
				GENERAL FUND	\$648.42
AF2008-0018A		\$1,522.00	10/1/2008	15% - 11489	\$148.40
				CDAA	\$15.22
				FRESNO CO DA	\$152.19
				FRESNO CO SO	\$840.91
				GENERAL FUND	\$365.28
AF2008-0019		\$1,481.76	7/10/2008	15% - 11489	\$144.47
				CDAA	\$14.82
				CLOVIS PD	\$818.67
				FRESNO CO DA	\$148.18
				GENERAL FUND	\$355.62
AF2008-0020		\$1,921.76	7/10/2008	15% - 11489	\$187.37
				CDAA	\$19.22
				CLOVIS PD	\$1,061.77



State of California  
**ASSET FORFEITURE REPORT - 2008**

*Table 3*

Admin Number	Docket Number	Amount Forfeited	Date Disbursed	Recipient	Amount Disbursed
AF2008-0021		\$3,241.76	7/10/2008	FRESNO CO DA	\$192.18
				GENERAL FUND	\$461.22
				15% - 11489	\$316.07
				CDA A	\$32.42
				CLOVIS PD	\$1,791.07
AF2008-0023		\$546.67	10/1/2008	FRESNO CO DA	\$324.18
				GENERAL FUND	\$778.02
				15% - 11489	\$53.30
				CDA A	\$5.47
				FRESNO CO DA	\$54.66
AF2008-0024		\$377.67	10/1/2008	FRESNO CO SO	\$302.04
				GENERAL FUND	\$131.20
				15% - 11489	\$36.82
				CDA A	\$3.78
				FRESNO CO DA	\$37.77
AF2008-0025		\$1,702.67	11/19/2008	FRESNO CO SO	\$208.66
				GENERAL FUND	\$90.64
				15% - 11489	\$166.01
				CDA A	\$17.03
				FRESNO CO DA	\$170.26
AF2008-0027		\$2,308.67	10/1/2008	FRESNO CO SO	\$940.73
				GENERAL FUND	\$408.64
				15% - 11489	\$225.10
				CDA A	\$23.09
				CLOVIS PD	\$1,275.54
AF2008-0030		\$10,918.67	10/1/2008	FRESNO CO DA	\$230.86
				GENERAL FUND	\$554.08
				15% - 11489	\$1,064.57
				CDA A	\$109.19
				FRESNO CO DA	\$1,091.86
AF2008-0031		\$746.67	10/1/2008	FRESNO CO SO	\$6,032.57
				GENERAL FUND	\$2,620.48
				15% - 11489	\$72.80
				CDA A	\$7.47
				FRESNO CO DA	\$74.66
AF2008-0031A		\$1,668.50	12/24/2008	FRESNO CO SO	\$412.54
				GENERAL FUND	\$179.20
				15% - 11489	\$162.68
				CDA A	\$16.69





State of California  
**ASSET FORFEITURE REPORT - 2008**

*Table 3*

Admin Number	Docket Number	Amount Forfeited	Date Disbursed	Recipient	Amount Disbursed
				FRESNO CO DA	\$166.84
				FRESNO CO SO	\$921.85
				GENERAL FUND	\$400.44
AF2008-0032		\$3,967.27	12/24/2008		
				CDA A	\$39.67
				FRESNO CO DA	\$396.73
				FRESNO PD	\$2,578.73
				GENERAL FUND	\$952.14
AF2008-0033		\$1,152.67	10/1/2008		
				15% - 11489	\$112.39
				CDA A	\$11.53
				FRESNO CO DA	\$115.27
				FRESNO CO SO	\$636.84
				GENERAL FUND	\$276.64
AF2008-0033A		\$708.67	11/19/2008		
				15% - 11489	\$69.10
				CDA A	\$7.09
				FRESNO CO DA	\$70.86
				FRESNO CO SO	\$391.54
				GENERAL FUND	\$170.08
AF2008-0034		\$1,857.27	12/24/2008		
				CDA A	\$18.57
				FRESNO CO DA	\$185.73
				FRESNO PD	\$1,207.23
				GENERAL FUND	\$445.74
AF2008-0035		\$992.67	10/1/2008		
				15% - 11489	\$96.79
				CDA A	\$9.93
				FIREBAUGH PD	\$548.45
				FRESNO CO DA	\$99.26
				GENERAL FUND	\$238.24
AF2008-0036		\$2,437.67	10/1/2008		
				15% - 11489	\$237.67
				CDA A	\$24.38
				CLOVIS PD	\$1,346.81
				FRESNO CO DA	\$243.77
				GENERAL FUND	\$585.04
AF2008-0038		\$981.67	11/19/2008		
				15% - 11489	\$95.71
				CDA A	\$9.82
				CLOVIS PD	\$542.37
				FRESNO CO DA	\$98.17
				GENERAL FUND	\$235.60
AF2008-0039		\$1,006.67	11/19/2008		
				15% - 11489	\$98.15
				CDA A	\$10.07
				CLOVIS PD	\$556.19



State of California  
**ASSET FORFEITURE REPORT - 2008**

*Table 3*

<b>Admin Number</b>	<b>Docket Number</b>	<b>Amount Forfeited</b>	<b>Date Disbursed</b>	<b>Recipient</b>	<b>Amount Disbursed</b>
AF2008-0040		\$1,086.67	10/1/2008	FRESNO CO DA	\$100.66
				GENERAL FUND	\$241.60
				15% - 11489	\$105.95
				CDA A	\$10.87
				CLOVIS PD	\$600.39
AF2008-0041		\$1,222.67	10/1/2008	FRESNO CO DA	\$108.66
				GENERAL FUND	\$260.80
				15% - 11489	\$119.21
				CDA A	\$12.23
				FRESNO CO DA	\$122.26
AF2008-0043		\$1,353.67	12/24/2008	FRESNO CO SO	\$675.53
				GENERAL FUND	\$293.44
				15% - 11489	\$131.98
				CDA A	\$13.54
				FRESNO CO DA	\$135.37
AF2008-0045		\$194.37	12/24/2008	FRESNO CO SO	\$747.90
				GENERAL FUND	\$324.88
				15% - 11489	\$18.95
				CDA A	\$1.94
				FRESNO CO DA	\$19.44
AF2008-0046		\$7,526.67	11/19/2008	FRESNO CO SO	\$107.39
				GENERAL FUND	\$46.65
				15% - 11489	\$733.85
				CDA A	\$75.27
				FRESNO CO DA	\$752.66
AF2008-0047		\$1,801.27	12/24/2008	FRESNO CO SO	\$4,158.49
				GENERAL FUND	\$1,806.40
				15% - 11489	\$175.62
				CDA A	\$18.01
				FRESNO CO DA	\$180.14
AF2008-0048		\$14,632.27	12/24/2008	FRESNO CO SO	\$995.20
				GENERAL FUND	\$432.30
				15% - 11489	\$1,426.65
				CDA A	\$146.32
				FRESNO CO DA	\$1,463.23
AF2008-0050		\$4,167.27	12/24/2008	FRESNO CO SO	\$8,084.33
				GENERAL FUND	\$3,511.74
				15% - 11489	\$406.31
				CDA A	\$41.67



State of California  
**ASSET FORFEITURE REPORT - 2008**

*Table 3*

Admin Number	Docket Number	Amount Forfeited	Date Disbursed	Recipient	Amount Disbursed
				FRESNO CO DA	\$416.73
				FRESNO CO SO	\$2,302.42
				GENERAL FUND	\$1,000.14
AF2008-0052		\$3,902.27	12/24/2008	15% - 11489	\$380.47
				CDA A	\$39.02
				FRESNO CO DA	\$390.24
				GENERAL FUND	\$936.54
				REEDLEY PD	\$2,156.00
AF2008-0054		\$3,297.27	12/24/2008	CDA A	\$32.97
				FRESNO CO DA	\$329.73
				FRESNO PD	\$2,143.23
				GENERAL FUND	\$791.34
AF2008-0055		\$6,967.27	12/24/2008	CDA A	\$69.67
				FRESNO CO DA	\$696.73
				FRESNO PD	\$4,528.73
				GENERAL FUND	\$1,672.14
AF2008-0056		\$5,176.27	12/24/2008	15% - 11489	\$504.69
				CDA A	\$51.76
				FRESNO CO DA	\$517.63
				FRESNO CO SO	\$2,859.89
				GENERAL FUND	\$1,242.30
AF2008-0059		\$5,077.27	12/24/2008	15% - 11489	\$495.03
				CDA A	\$50.77
				FRESNO CO DA	\$507.74
				FRESNO CO SO	\$2,805.19
				GENERAL FUND	\$1,218.54
AF2008-0060		\$497.27	12/24/2008	15% - 11489	\$48.48
				CDA A	\$4.97
				FRESNO CO DA	\$49.74
				FRESNO CO SO	\$274.74
				GENERAL FUND	\$119.34
AF2008-0062		\$1,632.27	12/24/2008	CDA A	\$16.32
				FRESNO CO DA	\$163.23
				FRESNO PD	\$1,060.98
				GENERAL FUND	\$391.74
AF2008-0066		\$883.27	12/24/2008	15% - 11489	\$86.12
				CDA A	\$8.83
				FRESNO CO DA	\$88.33
				GENERAL FUND	\$211.98



State of California  
ASSET FORFEITURE REPORT - 2008

Table 3

Admin Number	Docket Number	Amount Forfeited	Date Disbursed	Recipient	Amount Disbursed
AF2008-0069		\$1,182.27	12/24/2008	SELMA PD	\$488.01
				15% - 11489	\$115.27
				CDAA	\$11.82
				FRESNO CO DA	\$118.24
				FRESNO CO SO	\$653.20
				GENERAL FUND	\$283.74
AF2008-0070		\$715.27	12/24/2008	15% - 11489	\$69.74
				CDAA	\$7.15
				FRESNO CO DA	\$71.53
				FRESNO CO SO	\$395.19
				GENERAL FUND	\$171.66
<b>FRESNO</b>					<b>\$211,248.04</b>



State of California  
ASSET FORFEITURE REPORT - 2008

Table 3

Admin Number	Docket Number	Amount Forfeited	Date Disbursed	Recipient	Amount Disbursed
<b>GLENN</b>					
06-03		\$6,272.14	8/12/2008	15% - 11489	\$611.53
				CDAA	\$62.72
				DA OFFICE	\$627.21
				GENERAL FUND	\$1,505.31
				GLENN CO SO	\$3,465.37
06-05		\$2,541.06	8/8/2008	15% - 11489	\$247.75
				CDAA	\$25.41
				DA OFFICE	\$254.11
				GENERAL FUND	\$609.85
				GLENN CO SO	\$1,403.94
07-01		\$588.33	10/10/2008	15% - 11489	\$57.36
				CDAA	\$5.88
				DA OFFICE	\$58.83
				GENERAL FUND	\$141.20
				TF GLINTF	\$325.06
07-03	08CV00569	\$16,874.35	10/10/2008	15% - 11489	\$1,645.25
				CDAA	\$168.74
				CHP	\$843.72
				DA OFFICE	\$1,687.44
				GENERAL FUND	\$4,049.84
				TF GLINTF	\$8,479.36
07-04	08SCV00726	\$1,782.33	10/10/2008	15% - 11489	\$173.78
				CDAA	\$17.82
				DA OFFICE	\$178.23
				GENERAL FUND	\$427.76
				TF GLINTF	\$984.74
<b>GLENN</b>					<b>\$28,058.21</b>



State of California  
**ASSET FORFEITURE REPORT - 2008**

*Table 3*

Admin Number	Docket Number	Amount Forfeited	Date Disbursed	Recipient	Amount Disbursed
<b>HUMBOLDT</b>					
06-F-03	200507887	\$11,766.55	6/16/2008	CDA DA OFFICE GENERAL FUND HUMBOLDT CO SO	\$117.45 \$1,174.49 \$2,818.78 \$7,655.83
06-F-28	HC06-037-F	\$8,842.12	8/11/2008	CDA CHP DA OFFICE GENERAL FUND HUMBOLDT CO DTF-HCDTF	\$88.16 \$1,432.61 \$881.61 \$2,115.85 \$4,323.89
06-F-55	200606337	\$3,171.62	6/16/2008	CDA DA OFFICE GENERAL FUND HUMBOLDT CO SO	\$30.88 \$308.82 \$741.17 \$2,090.75
06-F-56	200604320	\$5,102.03	6/16/2008	CDA DA OFFICE GENERAL FUND HUMBOLDT CO SO	\$50.19 \$501.86 \$1,204.47 \$3,345.51
06-F-57	200602010	\$8,939.41	6/16/2008	CDA DA OFFICE GENERAL FUND HUMBOLDT CO SO	\$88.56 \$885.60 \$2,125.44 \$5,839.81
07-F-01	200607460	\$1,035.14	6/16/2008	CDA DA OFFICE GENERAL FUND HUMBOLDT CO SO	\$9.25 \$92.54 \$222.10 \$711.25
07-F-02	HC06-118-F	\$2,345.84	6/16/2008	CDA DA OFFICE GENERAL FUND HUMBOLDT CO DTF-HCDTF	\$22.76 \$227.60 \$546.24 \$1,549.24
07-F-04	HC06-122-F	\$5,485.46	6/6/2008	CDA DA OFFICE GENERAL FUND HUMBOLDT CO DTF-HCDTF	\$53.86 \$538.57 \$1,292.57 \$3,600.46
07-F-06	HC06-006-F	\$2,744.02	9/22/2008	CDA DA OFFICE GENERAL FUND HUMBOLDT CO DTF-HCDTF	\$26.34 \$263.43 \$632.23 \$1,822.02



State of California  
**ASSET FORFEITURE REPORT - 2008**

*Table 3*

Admin Number	Docket Number	Amount Forfeited	Date Disbursed	Recipient	Amount Disbursed
07-F-09	HC07-022-F	\$20,060.20	6/16/2008	CDA	\$199.90
				DA OFFICE	\$1,999.04
				GENERAL FUND	\$4,797.69
				HUMBOLDT CO DTF-HC DTF	\$13,063.57
07-F-20	200700548	\$5,137.37	9/22/2008	CDA	\$50.28
				DA OFFICE	\$502.76
				GENERAL FUND	\$1,206.63
				HUMBOLDT CO SO	\$3,377.70
07-F-21	RE2007-00004	\$4,983.17	6/6/2008	CA DOJ-BNE REDDING	\$1,619.53
				CDA	\$49.83
				DA OFFICE	\$498.32
				GENERAL FUND	\$1,195.96
07-F-23	HC07-047-F	\$50,116.18	3/4/2008	HUMBOLDT CO DTF-HC DTF	\$1,619.53
				CDA	\$500.41
				DA OFFICE	\$5,004.14
				GENERAL FUND	\$12,009.93
07-F-24	HC07-0040-F	\$1,177.14	6/6/2008	HUMBOLDT CO DTF-HC DTF	\$32,601.70
				CDA	\$11.02
				DA OFFICE	\$110.23
				GENERAL FUND	\$264.56
07-F-27	200701992	\$9,448.31	10/21/2008	HUMBOLDT CO DTF-HC DTF	\$791.33
				CDA	\$91.69
				DA OFFICE	\$916.90
				GENERAL FUND	\$2,200.56
07-F-28	HC07-033-F	\$708.54	10/21/2008	HUMBOLDT CO SO	\$6,239.16
				CDA	\$6.39
				DA OFFICE	\$63.87
				GENERAL FUND	\$153.29
07-F-31	HC07-076-F	\$6,329.73	11/13/2008	HUMBOLDT CO DTF-HC DTF	\$484.99
				CDA	\$62.70
				DA OFFICE	\$626.99
				GENERAL FUND	\$1,504.77
07-F-32	HC07-077-F	\$1,054.97	1/23/2008	HUMBOLDT CO DTF-HC DTF	\$4,135.27
				CDA	\$10.55
				DA OFFICE	\$105.50
				GENERAL FUND	\$253.19
				HUMBOLDT CO DTF-HC DTF	\$685.73
				CDA	\$10.55
				DA OFFICE	\$105.50
				GENERAL FUND	\$253.19



State of California  
**ASSET FORFEITURE REPORT - 2008**

*Table 3*

Admin Number	Docket Number	Amount Forfeited	Date Disbursed	Recipient	Amount Disbursed
07-F-33	HC07-080-F	\$1,197.33	6/16/2008	CDA	\$11.37
				DA OFFICE	\$113.75
				GENERAL FUND	\$273.00
				HUMBOLDT CO DTF-HCDTF	\$799.21
07-F-34	HC07-079-F	\$1,079.84	6/16/2008	CDA	\$10.20
				DA OFFICE	\$102.00
				GENERAL FUND	\$244.80
				HUMBOLDT CO DTF-HCDTF	\$722.84
07-F-35	HC07-083-F	\$1,524.98	6/16/2008	CDA	\$14.15
				DA OFFICE	\$141.53
				GENERAL FUND	\$339.66
				HUMBOLDT CO DTF-HCDTF	\$1,029.64
07-F-37	HC07-102-F	\$40,310.09	6/6/2008	CDA	\$402.30
				CHP	\$6,537.42
				DA OFFICE	\$4,023.03
				GENERAL FUND	\$9,655.27
07-F-38	HC07-105-F	\$5,156.70	6/6/2008	CDA	\$50.77
				DA OFFICE	\$507.69
				GENERAL FUND	\$1,218.46
				HUMBOLDT CO DTF-HCDTF	\$3,379.78
07-F-39	HC07-091-F	\$51,965.77	3/7/2008	CDA	\$518.86
				DA OFFICE	\$5,188.60
				GENERAL FUND	\$12,452.64
				HUMBOLDT CO DTF-HCDTF	\$33,805.67
07-F-43	HC07-116-F	\$3,811.79	6/16/2008	CDA	\$37.01
				DA OFFICE	\$370.00
				GENERAL FUND	\$888.02
				HUMBOLDT CO DTF-HCDTF	\$2,516.76
07-F-44	HC07-116-F	\$1,635.15	6/19/2008	CDA	\$15.79
				DA OFFICE	\$157.93
				GENERAL FUND	\$379.03
				HUMBOLDT CO DTF-HCDTF	\$1,082.40
07-F-45	HC07-107-F	\$29,537.59	11/13/2008	CDA	\$294.82
				CHP	\$4,790.78
				DA OFFICE	\$2,948.17
				GENERAL FUND	\$7,075.62
				HUMBOLDT CO DTF-HCDTF	\$14,428.20





State of California  
**ASSET FORFEITURE REPORT - 2008**

*Table 3*

Admin Number	Docket Number	Amount Forfeited	Date Disbursed	Recipient	Amount Disbursed
07-F-46	HC07-120-F	\$2,555.80	1/18/2008	CDA	\$25.00
				DA OFFICE	\$249.99
				GENERAL FUND	\$599.99
				HUMBOLDT CO DTF-HC DTF	\$1,680.82
07-F-48	HC07-085-F	\$69,325.87	6/6/2008	CDA	\$696.60
				DA OFFICE	\$6,926.00
				GENERAL FUND	\$16,622.40
				HUMBOLDT CO DTF-HC DTF	\$45,080.87
07-F-49	HC07-092-F	\$27,425.66	2/29/2008	CDA	\$273.63
				DA OFFICE	\$2,736.38
				GENERAL FUND	\$6,567.32
				HUMBOLDT CO DTF-HC DTF	\$17,848.33
07-F-52	HC07-121-F	\$33,965.61	9/22/2008	CDA	\$336.96
				DA OFFICE	\$3,369.63
				GENERAL FUND	\$8,087.11
				HUMBOLDT CO DTF-HC DTF	\$22,171.91
07-F-53	HC07-122-F	\$6,477.03	2/13/2008	CDA	\$64.15
				DA OFFICE	\$641.52
				GENERAL FUND	\$1,539.65
				HUMBOLDT CO DTF-HC DTF	\$4,231.71
07-F-55	HC07-124-F	\$4,911.28	6/16/2008	CDA	\$48.49
				CHP	\$788.03
				DA OFFICE	\$484.94
				GENERAL FUND	\$1,163.86
				HUMBOLDT CO DTF-HC DTF	\$2,425.96
07-F-56	200704501	\$6,983.25	9/22/2008	CDA	\$69.13
				DA OFFICE	\$691.34
				GENERAL FUND	\$1,659.22
				HUMBOLDT CO SO	\$4,563.56
07-F-60	HC07-128-F	\$3,712.60	6/16/2008	CDA	\$36.44
				DA OFFICE	\$364.38
				GENERAL FUND	\$874.50
				HUMBOLDT CO DTF-HC DTF	\$2,437.28
07-F-63	HC07-144-F	\$4,535.95	10/2/2008	CDA	\$44.83
				DA OFFICE	\$448.32
				GENERAL FUND	\$1,075.97
				HUMBOLDT CO SO	\$2,966.83



State of California  
**ASSET FORFEITURE REPORT - 2008**

*Table 3*

Admin Number	Docket Number	Amount Forfeited	Date Disbursed	Recipient	Amount Disbursed
07-F-67	HC07-132-F	\$39,245.82	6/25/2008	CDA	\$391.72
				DA OFFICE	\$3,917.16
				GENERAL FUND	\$9,401.19
				HUMBOLDT CO DTF-HC DTF	\$25,535.75
07-F-69	HC07-135-F	\$1,019.99	1/22/2008	CDA	\$9.67
				DA OFFICE	\$681.45
				GENERAL FUND	\$232.14
				HUMBOLDT CO DTF-HC DTF	\$96.73
07-F-70	HC07-140-F	\$585.77	6/6/2008	CDA	\$5.33
				DA OFFICE	\$53.31
				GENERAL FUND	\$127.93
				HUMBOLDT CO DTF-HC DTF	\$399.20
07-F-72	HC07-148-F	\$6,044.15	2/28/2008	CDA	\$59.24
				DA OFFICE	\$3,970.59
				GENERAL FUND	\$1,421.87
				HUMBOLDT CO DTF-HC DTF	\$592.45
07-F-79	HC07-161-F	\$3,453.76	6/16/2008	CDA	\$33.83
				CHP	\$549.66
				DA OFFICE	\$338.25
				GENERAL FUND	\$811.80
07-F-80	HC07-162-F	\$9,116.75	6/16/2008	CDA	\$90.32
				DA OFFICE	\$903.20
				GENERAL FUND	\$2,167.67
				HUMBOLDT CO DTF-HC DTF	\$5,955.56
07-F-88	HC07-163-F	\$1,305.26	6/16/2008	CDA	\$12.34
				DA OFFICE	\$123.40
				GENERAL FUND	\$296.16
				HUMBOLDT CO DTF-HC DTF	\$873.36
07-F-89	HC07-177-F	\$4,978.36	6/6/2008	CDA	\$49.38
				DA OFFICE	\$493.85
				GENERAL FUND	\$1,185.23
				HUMBOLDT CO DTF-HC DTF	\$3,249.90
07-F-91	HC07-179-F	\$8,434.86	3/7/2008	CDA	\$83.60
				DA OFFICE	\$836.00
				GENERAL FUND	\$2,006.41
				HUMBOLDT CO DTF-HC DTF	\$5,508.85



State of California  
**ASSET FORFEITURE REPORT - 2008**

*Table 3*

Admin Number	Docket Number	Amount Forfeited	Date Disbursed	Recipient	Amount Disbursed
08-F-04	200705526	\$7,087.58	9/22/2008	CDA	\$70.18
				DA OFFICE	\$701.78
				GENERAL FUND	\$1,684.26
				HUMBOLDT CO SO	\$4,631.36
08-F-11	HC08-010-F	\$1,514.64	6/16/2008	CDA	\$14.40
				CHP	\$233.97
				DA OFFICE	\$143.98
				GENERAL FUND	\$345.56
				HUMBOLDT CO DTF-HC DTF	\$776.73
08-F-13	HC08-016-F	\$3,329.77	10/21/2008	CDA	\$32.68
				DA OFFICE	\$326.81
				GENERAL FUND	\$784.35
				HUMBOLDT CO DTF-HC DTF	\$2,185.93
08-F-15	HC08-023-F	\$2,855.10	10/21/2008	CDA	\$27.80
				DA OFFICE	\$278.03
				GENERAL FUND	\$667.27
				HUMBOLDT CO DTF-HC DTF	\$1,882.00
08-F-16	HC08-026-F	\$2,892.52	6/19/2008	CDA	\$28.18
				DA OFFICE	\$281.83
				GENERAL FUND	\$676.40
				HUMBOLDT CO DTF-HC DTF	\$1,906.11
08-F-20	HC08-015-F	\$1,957.32	10/21/2008	CDA	\$18.96
				CHP	\$308.05
				DA OFFICE	\$189.57
				GENERAL FUND	\$454.96
				HUMBOLDT CO DTF-HC DTF	\$985.78
08-F-24	HC08-030-F	\$1,060.09	6/25/2008	CDA	\$9.86
				DA OFFICE	\$98.59
				GENERAL FUND	\$236.62
				HUMBOLDT CO DTF-HC DTF	\$715.02
08-F-26	HC08-022-F	\$1,480.40	8/11/2008	CDA	\$14.19
				DA OFFICE	\$141.87
				GENERAL FUND	\$340.50
				HUMBOLDT CO DTF-HC DTF	\$983.84
08-F-27	HC08-021-F	\$14,910.96	8/11/2008	CDA	\$148.49
				DA OFFICE	\$1,484.93
				GENERAL FUND	\$3,563.83
				HUMBOLDT CO DTF-HC DTF	\$9,713.71



State of California  
**ASSET FORFEITURE REPORT - 2008**

*Table 3*

Admin Number	Docket Number	Amount Forfeited	Date Disbursed	Recipient	Amount Disbursed
08-F-28	HC08-037-F	\$2,094.95	8/11/2008	CDA	\$20.33
				DA OFFICE	\$203.33
				GENERAL FUND	\$487.99
				HUMBOLDT CO DTF-HC DTF	\$1,383.30
08-F-29	HC08-034-F	\$1,660.08	8/11/2008	CDA	\$15.98
				DA OFFICE	\$159.84
				GENERAL FUND	\$383.62
				HUMBOLDT CO DTF-HC DTF	\$1,100.64
08-F-34	HC08-034-F	\$1,225.39	9/22/2008	CDA	\$11.56
				DA OFFICE	\$115.56
				GENERAL FUND	\$277.33
				HUMBOLDT CO DTF-HC DTF	\$820.94
08-F-35	HC08-052-F	\$6,067.65	9/22/2008	CDA	\$59.98
				DA OFFICE	\$599.78
				GENERAL FUND	\$1,439.48
				HUMBOLDT CO DTF-HC DTF	\$3,968.41
08-F-39	HC08-054-F	\$9,776.99	9/22/2008	CDA	\$96.97
				CHP	\$1,575.79
				DA OFFICE	\$969.72
				GENERAL FUND	\$2,327.33
08-F-42	HC08-062-F	\$975.32	10/21/2008	CDA	\$8.92
				DA OFFICE	\$89.22
				GENERAL FUND	\$214.13
				HUMBOLDT CO DTF-HC DTF	\$663.05
08-F-45	HC08-066-F	\$9,619.02	10/21/2008	CDA	\$95.39
				DA OFFICE	\$953.92
				GENERAL FUND	\$2,289.41
				HUMBOLDT CO DTF-HC DTF	\$6,280.30
08-F-51	HC08-074-F	\$1,584.01	10/21/2008	CDA	\$15.24
				DA OFFICE	\$152.42
				GENERAL FUND	\$365.80
				HUMBOLDT CO DTF-HC DTF	\$1,050.55
08-F-52	HC08-077-F	\$3,817.38	10/21/2008	CDA	\$37.58
				DA OFFICE	\$375.75
				GENERAL FUND	\$901.81
				HUMBOLDT CO DTF-HC DTF	\$2,502.24



State of California  
**ASSET FORFEITURE REPORT - 2008**

*Table 3*

Admin Number	Docket Number	Amount Forfeited	Date Disbursed	Recipient	Amount Disbursed
08-F-53	200803111	\$21,893.14	10/21/2008	CDA	\$218.33
				DA OFFICE	\$2,183.33
				GENERAL FUND	\$5,239.99
				HUMBOLDT CO DTF-HC DTF	\$14,251.49
08-F-54	HC08-074-F	\$1,604.09	10/21/2008	CDA	\$15.44
				DA OFFICE	\$154.42
				GENERAL FUND	\$370.62
				HUMBOLDT CO DTF-HC DTF	\$1,063.61
08-F-55	HC08-075-F	\$1,220.30	10/21/2008	CDA	\$11.60
				CHP	\$188.57
				DA OFFICE	\$116.05
				GENERAL FUND	\$278.51
08-F-57	HC08-076-F	\$2,152.43	10/21/2008	HUMBOLDT CO DTF-HC DTF	\$625.57
				CDA	\$20.93
				DA OFFICE	\$209.26
				GENERAL FUND	\$502.22
08-F-59	HC08-083-F	\$1,082.85	10/21/2008	HUMBOLDT CO DTF-HC DTF	\$1,420.02
				CDA	\$10.23
				DA OFFICE	\$102.30
				GENERAL FUND	\$245.52
				HUMBOLDT CO DTF-HC DTF	\$724.80
<b>HUMBOLDT</b>					<b>\$620,606.79</b>



State of California  
ASSET FORFEITURE REPORT - 2008

Table 3

Admin Number	Docket Number	Amount Forfeited	Date Disbursed	Recipient	Amount Disbursed
<b>INYO</b>					
F-07-02	IN07-0127	\$1,327.30	7/9/2008	BISHOP PD DARE	\$64.71
				CDAA	\$13.27
				DA OFFICE	\$132.72
				GENERAL FUND	\$318.55
				INYO CO SO DARE	\$64.71
				TF INYO NET-INET	\$733.34
F-08-02	IN08-0040	\$13,083.00	11/17/2008	BISHOP PD DARE	\$637.80
				CDAA	\$130.81
				CHP-BISHOP	\$2,125.98
				DA OFFICE	\$1,308.30
				GENERAL FUND	\$3,139.92
				INYO CO SO DARE	\$637.80
				TF INYO NET-INET	\$5,102.39
F08-01	IN08-0042	\$8,985.00	11/18/2008	BISHOP PD DARE	\$438.02
				CDAA	\$89.85
				DA OFFICE	\$898.50
				GENERAL FUND	\$2,156.40
				INYO CO SO DARE	\$438.01
				TF INYO NET-INET	\$4,964.22
<b>INYO</b>					<b>\$23,395.30</b>



State of California  
**ASSET FORFEITURE REPORT - 2008**

*Table 3*

Admin Number	Docket Number	Amount Forfeited	Date Disbursed	Recipient	Amount Disbursed
<b>KERN</b>					
06-0053	258064-NFT	\$35,904.80	1/30/2008	CDA DA OFFICE GENERAL FUND KERN CO SO	\$359.04 \$3,590.49 \$8,617.15 \$23,338.12
06-0058		\$4,667.99	7/20/2008	BAKERSFIELD PD CDA DA OFFICE GENERAL FUND	\$3,034.19 \$46.68 \$466.80 \$1,120.32
06-0078		\$43,900.00	2/28/2008	BAKERSFIELD PD CDA DA OFFICE GENERAL FUND	\$28,535.00 \$439.00 \$4,390.00 \$10,536.00
06-0108		\$2,774.57	2/28/2008	CDA DA OFFICE GENERAL FUND KCSO/CAL-MMET	\$27.74 \$277.46 \$665.89 \$1,803.48
06-0126		\$5,060.23	6/5/2008	CDA DA OFFICE GENERAL FUND KERN CO SO	\$50.60 \$506.03 \$1,214.45 \$3,289.15
06-0133		\$23,414.60	9/11/2008	CDA DA OFFICE DELANO PD GENERAL FUND	\$234.14 \$2,341.46 \$15,219.49 \$5,619.51
06-0138		\$3,980.46	1/30/2008	CDA DA OFFICE GENERAL FUND KERN CO SO	\$39.80 \$398.05 \$955.31 \$2,587.30
06-0142		\$16,576.46	8/20/2008	CDA DA OFFICE GENERAL FUND TF HIDTA	\$165.76 \$1,657.65 \$3,978.35 \$10,774.70
06-0143		\$1,378.07	2/28/2008	BAKERSFIELD PD CDA DA OFFICE GENERAL FUND	\$833.55 \$13.78 \$200.01 \$330.73



State of California  
**ASSET FORFEITURE REPORT - 2008**

*Table 3*

Admin Number	Docket Number	Amount Forfeited	Date Disbursed	Recipient	Amount Disbursed
07-0004	260147-NFT	\$4,315.46	2/28/2008	BAKERSFIELD PD	\$2,805.05
				CDA A	\$43.15
				DA OFFICE	\$431.55
				GENERAL FUND	\$1,035.71
07-0016		\$660.00	6/3/2008	BAKERSFIELD PD	\$247.50
				CDA A	\$6.60
				DA OFFICE	\$247.50
				GENERAL FUND	\$158.40
07-0017		\$1,348.46	2/28/2008	BAKERSFIELD PD	\$811.34
				CDA A	\$13.48
				DA OFFICE	\$200.01
				GENERAL FUND	\$323.63
07-0019	260149-NFT	\$4,108.97	1/30/2008	CDA A	\$41.08
				DA OFFICE	\$410.90
				GENERAL FUND	\$986.15
				KCSO/CAL-MMET	\$2,670.84
07-0021		\$17,690.51	8/20/2008	CDA A	\$176.90
				DA OFFICE	\$1,769.06
				GENERAL FUND	\$4,245.72
				KCSO/CAL-MMET	\$11,498.83
07-0026		\$3,195.51	1/30/2008	CDA A	\$31.95
				DA OFFICE	\$319.56
				GENERAL FUND	\$766.92
				KERN CO SO	\$2,077.08
07-0027		\$24,237.73	6/3/2008	CDA A	\$242.37
				DA OFFICE	\$2,423.78
				GENERAL FUND	\$5,817.05
				KCSO/CAL-MMET	\$15,754.53
07-0031	260818-NFT	\$6,891.86	2/28/2008	CDA A	\$68.91
				DA OFFICE	\$689.19
				GENERAL FUND	\$1,654.05
				KERN CO SO	\$4,479.71
07-0032		\$1,604.21	1/30/2008	CDA A	\$16.04
				DA OFFICE	\$200.01
				GENERAL FUND	\$385.01
				KERN CO SO	\$1,003.15
07-0036		\$4,102.33	6/3/2008	BAKERSFIELD PD	\$2,666.51





State of California  
**ASSET FORFEITURE REPORT - 2008**

*Table 3*

Admin Number	Docket Number	Amount Forfeited	Date Disbursed	Recipient	Amount Disbursed
				CDAA	\$41.02
				DA OFFICE	\$410.24
				GENERAL FUND	\$984.56
07-0042		\$3,575.86	1/30/2008		
				CDAA	\$35.75
				DA OFFICE	\$357.59
				GENERAL FUND	\$858.21
				KCSO/CAL-MMET	\$2,324.31
07-0049		\$3,755.27	6/5/2008		
				CDAA	\$37.55
				DA OFFICE	\$375.53
				GENERAL FUND	\$901.26
				KERN CO SO	\$2,440.93
07-0050		\$2,904.27	1/30/2008		
				CDAA	\$29.04
				DA OFFICE	\$290.43
				GENERAL FUND	\$697.02
				RIDGECREST PD	\$1,887.78
07-0052		\$48,704.96	6/3/2008		
				CDAA	\$487.04
				DA OFFICE	\$4,870.50
				GENERAL FUND	\$11,689.19
				KERN CO SO	\$31,658.23
07-0054		\$390.27	1/30/2008		
				CDAA	\$3.90
				DA OFFICE	\$146.36
				GENERAL FUND	\$93.66
				KCSO/CAL-MMET	\$146.35
07-0057		\$3,791.86	1/30/2008		
				CDAA	\$37.91
				DA OFFICE	\$379.19
				GENERAL FUND	\$910.05
				KERN CO SO	\$2,464.71
07-0059		\$2,606.47	2/28/2008		
				BAKERSFIELD PD	\$1,694.21
				CDAA	\$26.06
				DA OFFICE	\$260.65
				GENERAL FUND	\$625.55
07-0062		\$1,818.73	3/25/2008		
				CDAA	\$18.18
				DA OFFICE	\$181.88
				GENERAL FUND	\$436.49
				KCSO/CAL-MMET	\$1,182.18
07-0063		\$6,722.54	6/3/2008		
				CDAA	\$67.22
				DA OFFICE	\$672.26
				GENERAL FUND	\$1,613.40



State of California  
**ASSET FORFEITURE REPORT - 2008**

*Table 3*

Admin Number	Docket Number	Amount Forfeited	Date Disbursed	Recipient	Amount Disbursed
07-0064		\$1,012.05	3/25/2008	RIDGECREST PD	\$4,369.66
				CDA	\$10.12
				DA OFFICE	\$200.01
				GENERAL FUND	\$242.89
				KERN CO SO	\$559.03
07-0066		\$1,123.85	3/25/2008		
				CDA	\$11.23
				DA OFFICE	\$200.01
				GENERAL FUND	\$269.72
				KCSO/CAL-MMET	\$642.89
07-0073		\$887.05	6/3/2008		
				CDA	\$8.87
				DA OFFICE	\$200.00
				GENERAL FUND	\$212.89
				KERN CO SO	\$465.29
07-0074		\$14,373.61	9/11/2008		
				BAKERSFIELD PD	\$9,342.84
				CDA	\$143.74
				DA OFFICE	\$1,437.36
				GENERAL FUND	\$3,449.67
07-0085		\$54,162.83	6/3/2008		
				CDA	\$541.62
				DA OFFICE	\$5,416.29
				GENERAL FUND	\$12,999.08
				KCSO/CAL-MMET	\$35,205.84
07-0087		\$994.05	6/3/2008		
				CDA	\$9.94
				DA OFFICE	\$200.00
				GENERAL FUND	\$238.57
				KCSO/CAL-MMET	\$545.54
07-0090	ASSIST	\$676.04	6/3/2008		
				CDA	\$6.76
				DA OFFICE	\$253.52
				GENERAL FUND	\$162.24
				KERN CO SO	\$253.52
07-0094		\$2,592.27	2/28/2008		
				BAKERSFIELD PD	\$1,684.98
				CDA	\$25.92
				DA OFFICE	\$259.23
				GENERAL FUND	\$622.14
07-0095		\$4,772.77	10/28/2008		
				CDA	\$47.72
				DA OFFICE	\$477.28
				GENERAL FUND	\$1,145.46
				KERN CO SO	\$3,102.31



State of California  
**ASSET FORFEITURE REPORT - 2008**

*Table 3*

Admin Number	Docket Number	Amount Forfeited	Date Disbursed	Recipient	Amount Disbursed
07-0096		\$677.04	2/28/2008	BAKERSFIELD PD	\$253.89
				CDA A	\$6.77
				DA OFFICE	\$253.90
				GENERAL FUND	\$162.48
07-0097		\$1,528.04	7/20/2008	BAKERSFIELD PD	\$946.03
				CDA A	\$15.28
				DA OFFICE	\$200.00
				GENERAL FUND	\$366.73
07-0098		\$8,985.27	1/30/2008	CDA A	\$89.85
				DA OFFICE	\$898.53
				GENERAL FUND	\$2,156.46
				KCSO/CAL-MMET	\$5,840.43
07-0099		\$11,997.27	2/28/2008	BAKERSFIELD PD	\$7,798.23
				CDA A	\$119.97
				DA OFFICE	\$1,199.73
				GENERAL FUND	\$2,879.34
07-0100		\$3,331.16	2/28/2008	BAKERSFIELD PD	\$2,165.26
				CDA A	\$33.31
				DA OFFICE	\$333.12
				GENERAL FUND	\$799.47
07-0102		\$600.27	1/30/2008	CDA A	\$6.00
				DA OFFICE	\$225.11
				GENERAL FUND	\$144.06
				KCSO/CAL-MMET	\$225.10
07-0103		\$14,992.59	3/25/2008	CDA A	\$149.92
				DA OFFICE	\$1,499.26
				GENERAL FUND	\$3,598.22
				KERN CO SO	\$9,745.19
07-0105		\$2,971.85	8/20/2008	CDA A	\$29.71
				DA OFFICE	\$297.19
				GENERAL FUND	\$713.25
				KCSO/CAL-MMET	\$1,931.70
07-0106		\$3,597.16	9/11/2008	BAKERSFIELD PD	\$2,338.15
				CDA A	\$35.97
				DA OFFICE	\$359.72
				GENERAL FUND	\$863.32
07-0107		\$4,374.16	10/28/2008	BAKERSFIELD PD	\$2,843.20



State of California  
**ASSET FORFEITURE REPORT - 2008**

*Table 3*

Admin Number	Docket Number	Amount Forfeited	Date Disbursed	Recipient	Amount Disbursed
				CDAA	\$43.74
				DA OFFICE	\$437.42
				GENERAL FUND	\$1,049.80
07-0108		\$913.48	2/28/2008		
				BAKERSFIELD PD	\$485.11
				CDAA	\$9.13
				DA OFFICE	\$200.01
				GENERAL FUND	\$219.23
07-0111		\$1,431.85	6/3/2008		
				CDAA	\$14.31
				DA OFFICE	\$200.00
				GENERAL FUND	\$343.65
				KCSO/CAL-MMET	\$873.89
07-0112		\$4,103.16	9/11/2008		
				BAKERSFIELD PD	\$2,667.05
				CDAA	\$41.04
				DA OFFICE	\$410.31
				GENERAL FUND	\$984.76
07-0113		\$674.98	6/3/2008		
				CDAA	\$6.75
				DA OFFICE	\$253.12
				GENERAL FUND	\$161.99
				KCSO/CAL-MMET	\$253.12
07-0114		\$6,055.48	6/3/2008		
				BAKERSFIELD PD	\$3,936.07
				CDAA	\$60.55
				DA OFFICE	\$605.55
				GENERAL FUND	\$1,453.31
07-0115		\$12,686.48	2/28/2008		
				BAKERSFIELD PD	\$8,246.22
				CDAA	\$126.86
				DA OFFICE	\$1,268.65
				GENERAL FUND	\$3,044.75
07-0116		\$1,192.48	6/3/2008		
				BAKERSFIELD PD	\$694.37
				CDAA	\$11.92
				DA OFFICE	\$200.00
				GENERAL FUND	\$286.19
07-0117		\$1,667.59	6/3/2008		
				BAKERSFIELD PD	\$1,050.70
				CDAA	\$16.67
				DA OFFICE	\$200.00
				GENERAL FUND	\$400.22
07-0119		\$1,157.85	9/11/2008		
				BAKERSFIELD PD	\$668.39
				CDAA	\$11.58
				DA OFFICE	\$200.00



State of California  
**ASSET FORFEITURE REPORT - 2008**

*Table 3*

Admin Number	Docket Number	Amount Forfeited	Date Disbursed	Recipient	Amount Disbursed
				GENERAL FUND	\$277.88
07-0120		\$1,385.59	6/3/2008	BAKERSFIELD PD	\$839.20
				CDA A	\$13.85
				DA OFFICE	\$200.00
				GENERAL FUND	\$332.54
07-0121		\$689.59	6/3/2008	BAKERSFIELD PD	\$258.60
				CDA A	\$6.89
				DA OFFICE	\$258.60
				GENERAL FUND	\$165.50
07-0122		\$619.59	3/25/2008	CDA A	\$6.19
				DA OFFICE	\$232.35
				GENERAL FUND	\$148.70
				KCSO/CAL-MMET	\$232.35
08-0001		\$606.85	3/25/2008	CDA A	\$6.06
				DA OFFICE	\$227.57
				GENERAL FUND	\$145.65
				KCSO/CAL-MMET	\$227.57
08-0002		\$741.47	6/3/2008	CDA A	\$7.41
				DA OFFICE	\$278.06
				GENERAL FUND	\$177.95
				KERN CO SO	\$278.05
08-0003		\$6,128.85	3/25/2008	CDA A	\$61.28
				DA OFFICE	\$612.89
				GENERAL FUND	\$1,470.92
				KCSO/CAL-MMET	\$3,983.76
08-0004		\$551.85	6/3/2008	CDA A	\$5.51
				DA OFFICE	\$206.95
				GENERAL FUND	\$132.44
				KNET - KERN	\$206.95
08-0005		\$695.85	3/25/2008	CDA A	\$6.95
				DA OFFICE	\$260.95
				GENERAL FUND	\$167.00
				KCSO/CAL-MMET	\$260.95
08-0006		\$6,446.85	6/3/2008	BAKERSFIELD PD	\$4,190.46
				CDA A	\$64.47
				DA OFFICE	\$644.67
				GENERAL FUND	\$1,547.25



State of California  
**ASSET FORFEITURE REPORT - 2008**

*Table 3*

Admin Number	Docket Number	Amount Forfeited	Date Disbursed	Recipient	Amount Disbursed
08-0007		\$579.85	6/3/2008	CDA DA OFFICE GENERAL FUND KNET - KERN	\$5.79 \$217.45 \$139.16 \$217.45
08-0008		\$776.42	6/3/2008	CDA DA OFFICE GENERAL FUND KNET - KERN	\$7.76 \$291.16 \$186.34 \$291.16
08-0011		\$5,469.00	6/3/2008	CDA DA OFFICE GENERAL FUND KCSO/CAL-MMET	\$54.69 \$546.90 \$1,312.56 \$3,554.85
08-0012		\$942.00	10/28/2008	CDA DA OFFICE GENERAL FUND KCSO/CAL-MMET	\$9.42 \$94.20 \$226.08 \$612.30
08-0016		\$1,679.19	8/20/2008	BAKERSFIELD PD CDA DA OFFICE GENERAL FUND	\$1,059.39 \$16.79 \$200.00 \$403.01
08-0017		\$2,583.89	6/3/2008	CDA DA OFFICE GENERAL FUND TF HIDTA	\$25.84 \$258.39 \$620.13 \$1,679.53
08-0018		\$10,465.89	6/3/2008	CDA DA OFFICE GENERAL FUND TF HIDTA	\$104.65 \$1,046.59 \$2,511.82 \$6,802.83
08-0019		\$62,015.42	9/11/2008	CDA DA OFFICE GENERAL FUND KCSO/CAL-MMET	\$620.15 \$6,201.55 \$14,883.70 \$40,310.02
08-0023		\$2,493.89	6/3/2008	CDA DA OFFICE GENERAL FUND KCSO/CAL-MMET	\$24.93 \$249.39 \$598.54 \$1,621.03
08-0031		\$18,189.44	7/20/2008	BAKERSFIELD PD	\$11,823.14



State of California  
**ASSET FORFEITURE REPORT - 2008**

*Table 3*

Admin Number	Docket Number	Amount Forfeited	Date Disbursed	Recipient	Amount Disbursed
				CDA A	\$181.89
				DA OFFICE	\$1,818.95
				GENERAL FUND	\$4,365.46
08-0033		\$17,399.27	6/11/2008		
				CDA A	\$173.99
				CHP-TEJON	\$2,827.38
				DA OFFICE	\$1,739.93
				GENERAL FUND	\$4,175.82
				KERN CO SO	\$8,482.15
08-0035		\$3,407.94	12/17/2008		
				CDA A	\$34.08
				DA OFFICE	\$340.79
				DELANO PD	\$2,215.16
				GENERAL FUND	\$817.91
08-0036		\$2,006.27	7/20/2008		
				CDA A	\$20.06
				DA OFFICE	\$200.62
				GENERAL FUND	\$481.51
				KNET - KERN	\$1,304.08
08-0037		\$1,547.48	7/20/2008		
				CDA A	\$15.47
				DA OFFICE	\$200.00
				GENERAL FUND	\$371.40
				KCSO/CAL-MMET	\$960.61
08-0038	263403-NFT	\$10,389.16	8/4/2008		
				CDA A	\$103.89
				DA OFFICE	\$1,038.92
				GENERAL FUND	\$2,493.40
				KCSO/CAL-MMET	\$6,752.95
08-0041		\$1,013.27	7/20/2008		
				CDA A	\$10.13
				DA OFFICE	\$200.00
				GENERAL FUND	\$243.19
				KCSO/CAL-MMET	\$559.95
08-0042		\$2,943.44	7/20/2008		
				BAKERSFIELD PD	\$1,913.24
				CDA A	\$29.43
				DA OFFICE	\$294.35
				GENERAL FUND	\$706.42
08-0043		\$3,488.48	7/20/2008		
				CDA A	\$34.88
				DA OFFICE	\$348.85
				GENERAL FUND	\$837.24
				TAFT PD	\$2,267.51
08-0046		\$1,969.48	10/28/2008		
				CDA A	\$19.69
				DA OFFICE	\$196.95



State of California  
**ASSET FORFEITURE REPORT - 2008**

*Table 3*

Admin Number	Docket Number	Amount Forfeited	Date Disbursed	Recipient	Amount Disbursed
				GENERAL FUND	\$472.68
				KCSO/CAL-MMET	\$1,280.16
08-0047		\$1,199.48	10/28/2008		
				CDAA	\$11.99
				DA OFFICE	\$200.00
				GENERAL FUND	\$287.88
				KCSO/CAL-MMET	\$699.61
08-0049		\$1,891.33	9/11/2008		
				BAKERSFIELD PD	\$1,218.50
				CDAA	\$18.91
				DA OFFICE	\$200.00
				GENERAL FUND	\$453.92
08-0059		\$555.33	9/11/2008		
				CDAA	\$5.55
				DA OFFICE	\$208.25
				GENERAL FUND	\$133.28
				KNET - KERN	\$208.25
08-0060		\$1,735.39	12/17/2008		
				CDAA	\$17.35
				CDCR	\$1,101.55
				DA OFFICE	\$200.00
				GENERAL FUND	\$416.49
08-0061		\$1,553.33	9/11/2008		
				CDAA	\$15.54
				DA OFFICE	\$200.00
				GENERAL FUND	\$372.79
				KNET - KERN	\$965.00
08-0062		\$1,565.48	10/28/2008		
				CDAA	\$15.65
				DA OFFICE	\$200.00
				GENERAL FUND	\$375.72
				KCSO/CAL-MMET	\$974.11
08-0063		\$573.78	12/17/2008		
				BAKERSFIELD PD	\$230.34
				CDAA	\$5.74
				DA OFFICE	\$200.00
				GENERAL FUND	\$137.70
08-0064		\$518.78	7/20/2008		
				CDAA	\$5.18
				DA OFFICE	\$194.55
				GENERAL FUND	\$124.51
				KERN CO SO	\$194.54
08-0065		\$1,383.78	8/20/2008		
				CDAA	\$13.83
				DA OFFICE	\$200.00
				GENERAL FUND	\$332.11
				KCSO/CAL-MMET	\$837.84





State of California  
**ASSET FORFEITURE REPORT - 2008**

*Table 3*

Admin Number	Docket Number	Amount Forfeited	Date Disbursed	Recipient	Amount Disbursed
08-0066		\$4,516.33	8/20/2008	CDA	\$45.16
				DA OFFICE	\$451.64
				GENERAL FUND	\$1,083.92
				KNET - KERN	\$2,935.61
08-0068		\$2,794.43	8/20/2008	CDA	\$27.94
				DA OFFICE	\$279.45
				DELANO PD	\$1,816.38
				GENERAL FUND	\$670.66
08-0070		\$389.78	9/11/2008	CDA	\$3.89
				DA OFFICE	\$146.17
				GENERAL FUND	\$93.55
				KNET - KERN	\$146.17
08-0073		\$807.86	8/20/2008	CDA	\$8.07
				DA OFFICE	\$302.95
				GENERAL FUND	\$193.89
				KERN CO SO	\$302.95
08-0074		\$1,663.86	8/20/2008	CDA	\$16.63
				DA OFFICE	\$200.00
				GENERAL FUND	\$399.33
				KERN CO SO	\$1,047.90
08-0077		\$9,227.32	11/21/2008	BAKERSFIELD PD	\$5,997.76
				CDA	\$92.27
				DA OFFICE	\$922.73
				GENERAL FUND	\$2,214.56
08-0078		\$1,350.13	12/17/2008	CDA	\$13.50
				CDCR	\$812.60
				DA OFFICE	\$200.00
				GENERAL FUND	\$324.03
08-0079		\$5,031.32	10/28/2008	BAKERSFIELD PD	\$3,270.36
				CDA	\$50.31
				DA OFFICE	\$503.13
				GENERAL FUND	\$1,207.52
08-0082		\$2,709.86	10/28/2008	CDA	\$27.10
				DA OFFICE	\$270.99
				GENERAL FUND	\$650.37
				KNET - KERN	\$1,761.40
08-0083		\$847.04	9/11/2008	CDA	\$8.47



State of California  
**ASSET FORFEITURE REPORT - 2008**

*Table 3*

Admin Number	Docket Number	Amount Forfeited	Date Disbursed	Recipient	Amount Disbursed
				DA OFFICE	\$317.65
				GENERAL FUND	\$203.28
				KNET - KERN	\$317.64
08-0086		\$3,463.32	9/11/2008		
				CDA A	\$34.63
				DA OFFICE	\$346.34
				GENERAL FUND	\$831.19
				KNET - KERN	\$2,251.16
08-0088		\$923.86	8/20/2008		
				CDA A	\$9.23
				DA OFFICE	\$200.00
				GENERAL FUND	\$221.73
				KCSO/CAL-MMET	\$492.90
08-0089		\$3,611.33	10/28/2008		
				CDA A	\$36.11
				DA OFFICE	\$361.13
				GENERAL FUND	\$866.72
				KCSO/CAL-MMET	\$2,347.37
08-0091		\$526.86	10/28/2008		
				BAKERSFIELD PD	\$197.57
				CDA A	\$5.27
				DA OFFICE	\$197.57
				GENERAL FUND	\$126.45
08-0095		\$3,845.52	12/17/2008		
				CDA A	\$38.46
				DA OFFICE	\$384.55
				GENERAL FUND	\$922.92
				KNET - KERN	\$2,499.59
08-0096		\$570.88	10/28/2008		
				CDA A	\$5.71
				DA OFFICE	\$214.08
				GENERAL FUND	\$137.01
				KNET - KERN	\$214.08
08-0098		\$3,412.52	10/28/2008		
				CDA A	\$34.13
				DA OFFICE	\$341.25
				GENERAL FUND	\$819.00
				KCSO/CAL-MMET	\$2,218.14
08-0103		\$6,373.56	12/17/2008		
				BAKERSFIELD PD	\$4,142.81
				CDA A	\$63.74
				DA OFFICE	\$637.36
				GENERAL FUND	\$1,529.65
08-0108		\$943.56	12/17/2008		
				BAKERSFIELD PD	\$507.67
				CDA A	\$9.44
				DA OFFICE	\$200.00



State of California  
**ASSET FORFEITURE REPORT - 2008**

*Table 3*

Admin Number	Docket Number	Amount Forfeited	Date Disbursed	Recipient	Amount Disbursed
08-0110		\$1,053.70	12/17/2008	GENERAL FUND	\$226.45
				CDA A	\$10.54
				DA OFFICE	\$200.00
				GENERAL FUND	\$252.89
08-0116		\$1,279.44	12/17/2008	KNET - KERN	\$590.27
				CDA A	\$12.79
				DA OFFICE	\$200.00
				GENERAL FUND	\$307.07
08-0121		\$825.87	12/17/2008	KCSO/CAL-MMET	\$759.58
				CDA A	\$8.26
				DA OFFICE	\$200.00
				GENERAL FUND	\$198.21
08-0126		\$4,709.44	12/17/2008	KCSO/CAL-MMET	\$419.40
				CDA A	\$47.09
				DA OFFICE	\$470.94
				GENERAL FUND	\$1,130.27
				KCSO/CAL-MMET	\$3,061.14
<b>KERN</b>					<b>\$682,695.87</b>



State of California  
**ASSET FORFEITURE REPORT - 2008**

*Table 3*

Admin Number	Docket Number	Amount Forfeited	Date Disbursed	Recipient	Amount Disbursed				
<b>KINGS</b>									
AF 06-3014	06C0144	\$4,285.56	12/1/2008	CDA A	\$42.87				
				DA OFFICE	\$428.55				
				GENERAL FUND	\$1,028.53				
				KINGS CO SPECIAL FUND	\$417.84				
				TF KINGS CO NTF-KCNTF	\$2,367.77				
AF-06-5943		\$1,481.68	12/1/2008	CDA A	\$14.82				
				DA OFFICE	\$148.17				
				GENERAL FUND	\$355.60				
				KINGS CO SPECIAL FUND	\$144.46				
				TF KINGS CO NTF-KCNTF	\$818.63				
AF07-05257		\$934.60	6/26/2008	CDA A	\$9.34				
				CORCORAN PD	\$258.19				
				DA OFFICE	\$93.46				
				GENERAL FUND	\$224.30				
				KINGS CO SPECIAL FUND	\$91.12				
AF07-2679	07C0289	\$531.06	6/3/2008	TF KINGS CO NTF-KCNTF	\$258.19				
				CDA A	\$5.31				
				DA OFFICE	\$53.10				
				GENERAL FUND	\$127.45				
				KINGS CO SO	\$146.71				
AF07-2679A	07C0289	\$10,000.00	2/27/2008	KINGS CO SPECIAL FUND	\$51.78				
				TF KINGS CO NTF-KCNTF	\$146.71				
				TF KINGS CO NTF-KCNTF	\$10,000.00				
				AF07-3987	07C0438	\$1,093.45	3/4/2008		
				CDA A	\$10.91				
DA OFFICE	\$109.35								
GENERAL FUND	\$262.43								
KINGS CO SPECIAL FUND	\$106.62								
TF KINGS CO NTF-KCNTF	\$604.14								
AF07-4443		\$832.14	6/26/2008	CDA A	\$8.33				
				DA OFFICE	\$83.21				
				GENERAL FUND	\$199.71				
				KINGS CO SPECIAL FUND	\$81.13				
				TF KINGS CO NTF-KCNTF	\$459.76				
AF07-4861	07CM0683	\$1,005.55	7/21/2008	CDA A	\$10.06				
				DA OFFICE	\$100.56				
				GENERAL FUND	\$241.33				
				KINGS CO SPECIAL FUND	\$98.04				
				LEMOORE PD	\$277.78				



State of California  
**ASSET FORFEITURE REPORT - 2008**

*Table 3*

Admin Number	Docket Number	Amount Forfeited	Date Disbursed	Recipient	Amount Disbursed
AF07-4874		\$2,187.00	6/26/2008	TF KINGS CO NTF-KCNTF	\$277.78
				CDA A	\$21.92
				DA OFFICE	\$219.20
				GENERAL FUND	\$526.08
				KINGS CO SO	\$605.54
				KINGS CO SPECIAL FUND	\$213.72
				TF KINGS CO NTF-KCNTF	\$600.54
AF07-5129	08C0041	\$1,641.17	5/29/2008		
				CDA A	\$16.41
				DA OFFICE	\$164.12
				GENERAL FUND	\$393.88
				KINGS CO SPECIAL FUND	\$160.01
				LEMOORE PD	\$906.75
AF08-0011		\$2,560.36	12/1/2008		
				CDA A	\$25.59
				DA OFFICE	\$256.04
				GENERAL FUND	\$614.49
				KINGS CO SO	\$707.30
				KINGS CO SPECIAL FUND	\$249.64
				TF KINGS CO NTF-KCNTF	\$707.30
AF08-02879	08C0295	\$2,016.42	12/17/2008		
				CDA A	\$20.16
				DA OFFICE	\$201.64
				GENERAL FUND	\$483.94
				HANFORD PD	\$557.04
				KINGS CO SPECIAL FUND	\$196.60
				TF KINGS CO NTF-KCNTF	\$557.04
AF08-0822		\$653.96	12/1/2008		
				CDA A	\$6.54
				DA OFFICE	\$65.39
				GENERAL FUND	\$156.95
				HANFORD PD	\$180.66
				KINGS CO SPECIAL FUND	\$63.76
				TF KINGS CO NTF-KCNTF	\$180.66

**KINGS** **\$29,222.95**



State of California  
ASSET FORFEITURE REPORT - 2008

Table 3

Admin Number	Docket Number	Amount Forfeited	Date Disbursed	Recipient	Amount Disbursed
<b>LAKE</b>					
073276		\$2,015.66	10/30/2008		
				15% - 11489	\$196.53
				CDAA	\$20.15
				DA OFFICE	\$201.57
				GENERAL FUND	\$483.76
				TF LAKE CO NTF-LCNTF	\$1,113.65
<b>LAKE</b>					<b>\$2,015.66</b>



State of California  
**ASSET FORFEITURE REPORT - 2008**

*Table 3*

Admin Number	Docket Number	Amount Forfeited	Date Disbursed	Recipient	Amount Disbursed
<b>LASSEN</b>					
07-02		\$4,882.00	4/15/2008	CDA DA OFFICE GENERAL FUND TF LASSEN CO NTF	\$48.82 \$488.20 \$1,171.68 \$3,173.30
07-04		\$3,280.55	6/30/2008	CDA DA OFFICE GENERAL FUND TF LASSEN CO NTF	\$32.81 \$328.04 \$787.34 \$2,132.36
07-06		\$872.10	6/30/2008	CDA DA OFFICE GENERAL FUND TF LASSEN CO NTF	\$8.73 \$87.19 \$209.31 \$566.87
07-07		\$1,135.55	6/30/2008	CDA DA OFFICE GENERAL FUND TF LASSEN CO NTF	\$11.36 \$113.54 \$272.54 \$738.11
08-01		\$185.10	6/30/2008	CDA DA OFFICE GENERAL FUND TF LASSEN CO NTF	\$1.86 \$18.49 \$44.43 \$120.32
08-06		\$17,277.27	8/25/2008	CDA CDCR DA OFFICE GENERAL FUND	\$172.77 \$11,230.23 \$1,727.72 \$4,146.55
08-09	JC47424	\$78,909.90	10/7/2008	CDA CDCR DA OFFICE GENERAL FUND	\$789.10 \$51,291.44 \$7,890.98 \$18,938.38
<b>LASSEN</b>					<b>\$106,542.47</b>



State of California  
**ASSET FORFEITURE REPORT - 2008**

*Table 3*

Admin Number	Docket Number	Amount Forfeited	Date Disbursed	Recipient	Amount Disbursed
<b>LOS ANGELES</b>					
02-0143		\$3,879.14	1/4/2008	DA OFFICE	\$387.91
				GENERAL FUND	\$930.99
				LAPA	\$38.79
				LOS ANGELES PD	\$2,521.45
02-0482	BA192258	\$3,823.77	4/11/2008	DA OFFICE	\$382.38
				GARDENA PD	\$2,485.45
				GENERAL FUND	\$917.70
				LAPA	\$38.24
02-0555	BA239737	\$2,307.23	4/11/2008	DA OFFICE	\$230.72
				GENERAL FUND	\$553.74
				LAPA	\$23.07
				LOS ANGELES PD	\$1,499.70
03-0337	LA0342	\$1,400.76	8/1/2008	DA OFFICE	\$140.07
				GENERAL FUND	\$336.18
				LAPA	\$14.01
				LOS ANGELES PD	\$910.50
03-0454	BA250497	\$1,911.19	6/16/2008	DA OFFICE	\$191.12
				GENERAL FUND	\$458.68
				LAPA	\$19.12
				LOS ANGELES PD	\$1,242.27
03-0470	SA049339	\$1,056.06	7/3/2008	DA OFFICE	\$105.61
				GENERAL FUND	\$253.45
				LAPA	\$10.56
				LOS ANGELES PD	\$686.44
03-0488	LA043426	\$7,731.96	5/20/2008	DA OFFICE	\$773.20
				GENERAL FUND	\$1,855.67
				LAPA	\$77.32
				PASADENA PD	\$5,025.77
03-0503	KA063049	\$1,797.63	6/25/2008	DA OFFICE	\$179.75
				GENERAL FUND	\$431.43
				LAPA	\$17.98
				LOS ANGELES CO SO	\$1,168.47
03-0731	LA044279	\$5,765.12	4/24/2008	DA OFFICE	\$576.52
				GENERAL FUND	\$1,383.62
				LAPA	\$57.66
				LOS ANGELES PD	\$3,747.32





State of California  
**ASSET FORFEITURE REPORT - 2008**

*Table 3*

Admin Number	Docket Number	Amount Forfeited	Date Disbursed	Recipient	Amount Disbursed
04-0066		\$7,002.96	11/19/2008	DA OFFICE	\$700.29
				GENERAL FUND	\$1,680.71
				LAPA	\$70.03
				LOS ANGELES PD	\$4,551.93
04-0234	BS091331	\$304,783.93	2/21/2008	DA OFFICE	\$30,478.35
				GENERAL FUND	\$73,148.14
				LA IMPACT - GROUP 4	\$198,109.60
				LAPA	\$3,047.84
04-0252	PA047239	\$5,275.49	11/19/2008	DA OFFICE	\$527.55
				GENERAL FUND	\$1,266.12
				LAPA	\$52.75
				LOS ANGELES PD	\$3,429.07
04-0320	YA058231	\$3,998.16	8/19/2008	DA OFFICE	\$399.81
				GARDENA PD	\$2,598.81
				GENERAL FUND	\$959.56
				LAPA	\$39.98
05-0267		\$971.22	3/10/2008	DA OFFICE	\$97.12
				GENERAL FUND	\$233.09
				LAPA	\$9.72
				LOS ANGELES PD	\$631.29
05-0379		\$1,598.90	3/10/2008	CHP-SOUTHERN DIV	\$1,039.29
				DA OFFICE	\$159.89
				GENERAL FUND	\$383.73
				LAPA	\$15.99
05-0384		\$763.46	6/25/2008	DA OFFICE	\$76.33
				GENERAL FUND	\$183.23
				LAPA	\$7.64
				LOS ANGELES PD	\$496.26
05-0472		\$933.06	8/1/2008	DA OFFICE	\$93.31
				GENERAL FUND	\$223.93
				LAPA	\$9.33
				LOS ANGELES PD	\$606.49
05-0475		\$6,857.52	8/1/2008	DA OFFICE	\$685.75
				GENERAL FUND	\$1,645.80
				GLENDALE PD	\$4,457.39
				LAPA	\$68.58
05-0556		\$615.14	3/10/2008	DA OFFICE	\$61.52



State of California  
**ASSET FORFEITURE REPORT - 2008**

*Table 3*

Admin Number	Docket Number	Amount Forfeited	Date Disbursed	Recipient	Amount Disbursed
				GENERAL FUND	\$147.63
				LAPA	\$6.15
				LOS ANGELES PD	\$399.84
05-0565		\$1,012.59	11/19/2008		
				DA OFFICE	\$101.27
				GENERAL FUND	\$243.02
				LAPA	\$10.12
				LOS ANGELES PD	\$658.18
05-0671		\$2,594.65	11/19/2008		
				DA OFFICE	\$259.46
				GENERAL FUND	\$622.72
				LAPA	\$25.95
				LOS ANGELES PD	\$1,686.52
05-0674		\$2,901.90	8/1/2008		
				DA OFFICE	\$290.20
				GENERAL FUND	\$696.45
				LAPA	\$29.02
				LOS ANGELES PD	\$1,886.23
05-0676		\$1,969.29	3/10/2008		
				DA OFFICE	\$196.92
				GENERAL FUND	\$472.63
				LAPA	\$19.70
				WHITTIER PD	\$1,280.04
05-0796	BS100104	\$48,397.58	6/2/2008		
				DA OFFICE	\$4,839.75
				GENERAL FUND	\$11,615.42
				LAPA	\$483.98
				LOS ANGELES CO SO	\$31,458.43
05-0837		\$1,897.73	11/19/2008		
				DA OFFICE	\$189.77
				GENERAL FUND	\$455.46
				LAPA	\$18.98
				LOS ANGELES PD	\$1,233.52
05-0857		\$1,467.86	6/2/2008		
				DA OFFICE	\$146.79
				GENERAL FUND	\$352.28
				LAPA	\$14.68
				LOS ANGELES PD	\$954.11
05-0877		\$942.10	12/16/2008		
				DA OFFICE	\$94.21
				GENERAL FUND	\$226.11
				LAPA	\$9.42
				LOS ANGELES PD	\$612.36
05-0890		\$1,255.52	3/10/2008		
				DA OFFICE	\$125.55
				GENERAL FUND	\$301.32
				LAPA	\$12.56



State of California  
**ASSET FORFEITURE REPORT - 2008**

*Table 3*

Admin Number	Docket Number	Amount Forfeited	Date Disbursed	Recipient	Amount Disbursed
05-0899		\$18,296.87	3/10/2008	LOS ANGELES PD	\$816.09
				DA OFFICE	\$1,829.69
				GENERAL FUND	\$4,391.24
				LAPA	\$182.97
05-0940	NA053853	\$5,116.62	1/18/2008	LOS ANGELES PD	\$11,892.97
				DA OFFICE	\$511.67
				GENERAL FUND	\$1,227.98
				LAPA	\$51.17
05-0988		\$3,365.91	3/10/2008	LOS ANGELES CO SO	\$3,325.80
				DA OFFICE	\$336.59
				GENERAL FUND	\$807.82
				LAPA	\$33.66
05-0990		\$4,305.52	12/16/2008	LOS ANGELES PD	\$2,187.84
				DA OFFICE	\$430.56
				GENERAL FUND	\$1,033.33
				LAPA	\$43.05
05-0997		\$3,991.17	11/19/2008	TORRANCE PD	\$2,798.58
				DA OFFICE	\$399.12
				GENERAL FUND	\$957.88
				LAPA	\$39.91
05-1004		\$2,813.37	6/16/2008	LONG BEACH PD	\$2,594.26
				DA OFFICE	\$281.33
				GENERAL FUND	\$675.21
				LAPA	\$28.14
05-1010	BA293250	\$276.16	8/1/2008	LOS ANGELES PD	\$1,828.69
				DA OFFICE	\$27.61
				GENERAL FUND	\$66.28
				LAPA	\$2.76
05-1012	GA062307	\$2,069.49	1/28/2008	LOS ANGELES PD	\$179.51
				ARCADIA PD	\$1,345.17
				DA OFFICE	\$206.94
				GENERAL FUND	\$496.68
				LAPA	\$20.70
05-1030	NA066294	\$4,717.55	4/11/2008	LOS ANGELES PD	\$179.51
				DA OFFICE	\$471.76
				GENERAL FUND	\$1,132.21
				LAPA	\$47.18
				REDONDO BEACH PD	\$3,066.40



State of California  
**ASSET FORFEITURE REPORT - 2008**

*Table 3*

Admin Number	Docket Number	Amount Forfeited	Date Disbursed	Recipient	Amount Disbursed
05-1045		\$2,366.13	4/11/2008	DA OFFICE	\$236.62
				GENERAL FUND	\$567.87
				LAPA	\$23.66
				LOS ANGELES PD	\$1,537.98
05-1066		\$606.47	6/16/2008	DA OFFICE	\$60.64
				GENERAL FUND	\$145.55
				LAPA	\$6.07
				LOS ANGELES PD	\$394.21
05-1074		\$10,031.68	9/8/2008	DA OFFICE	\$1,003.17
				GENERAL FUND	\$2,407.60
				LAPA	\$100.32
				LOS ANGELES CO SO	\$6,520.59
05-1081		\$8,027.10	4/11/2008	BURBANK PD	\$5,217.61
				DA OFFICE	\$802.72
				GENERAL FUND	\$1,926.50
				LAPA	\$80.27
05-1084	GA062991	\$1,219.66	11/21/2008	BURBANK PD	\$792.78
				DA OFFICE	\$121.96
				GENERAL FUND	\$292.72
				LAPA	\$12.20
05-1095		\$1,834.16	8/19/2008	DA OFFICE	\$183.42
				GENERAL FUND	\$440.19
				LAPA	\$18.35
				WHITTIER PD	\$1,192.20
05-1101	BS101000	\$43,144.11	1/4/2008	DA OFFICE	\$4,314.41
				GENERAL FUND	\$10,354.59
				LAPA	\$431.44
				LOS ANGELES PD	\$28,043.67
05-1112		\$1,734.84	8/1/2008	DA OFFICE	\$173.49
				GENERAL FUND	\$416.36
				LAPA	\$17.35
				LOS ANGELES PD	\$1,127.64
05-1167	LA051009	\$4,068.45	1/4/2008	DA OFFICE	\$406.83
				GENERAL FUND	\$976.43
				LAPA	\$40.69
				LOS ANGELES CO SO	\$2,644.50
05-1168	VA042582	\$3,157.77	3/18/2008	DA OFFICE	\$315.78



State of California  
**ASSET FORFEITURE REPORT - 2008**

*Table 3*

Admin Number	Docket Number	Amount Forfeited	Date Disbursed	Recipient	Amount Disbursed
				GENERAL FUND	\$757.86
				LAPA	\$31.58
				WHITTIER PD	\$2,052.55
06-0007		\$2,863.25	6/2/2008		
				DA OFFICE	\$286.33
				GENERAL FUND	\$687.18
				LAPA	\$28.63
				LOS ANGELES PD	\$1,861.11
06-0019		\$6,297.56	6/16/2008		
				DA OFFICE	\$629.75
				GENERAL FUND	\$1,511.41
				LAPA	\$62.98
				LOS ANGELES CO SO	\$4,093.42
06-0024	BA294877	\$986.49	1/4/2008		
				DA OFFICE	\$98.66
				GENERAL FUND	\$236.75
				LAPA	\$9.87
				LOS ANGELES PD	\$641.21
06-0028		\$599.34	3/10/2008		
				DA OFFICE	\$59.94
				GENERAL FUND	\$143.84
				LAPA	\$5.99
				LOS ANGELES PD	\$389.57
06-0029		\$911.70	3/10/2008		
				DA OFFICE	\$91.16
				GENERAL FUND	\$218.81
				LAPA	\$9.12
				LOS ANGELES PD	\$592.61
06-0035		\$724.37	10/22/2008		
				DA OFFICE	\$72.44
				GENERAL FUND	\$173.85
				LAPA	\$7.24
				LOS ANGELES PD	\$470.84
06-0050		\$497.48	10/22/2008		
				DA OFFICE	\$49.75
				GENERAL FUND	\$119.40
				LAPA	\$4.97
				LOS ANGELES PD	\$323.36
06-0061		\$633.92	5/20/2008		
				DA OFFICE	\$63.39
				GENERAL FUND	\$152.14
				LAPA	\$6.34
				LOS ANGELES PD	\$412.05
06-0070		\$2,048.28	6/16/2008		
				DA OFFICE	\$204.84
				GENERAL FUND	\$491.58
				LAPA	\$20.48



State of California  
**ASSET FORFEITURE REPORT - 2008**

*Table 3*

Admin Number	Docket Number	Amount Forfeited	Date Disbursed	Recipient	Amount Disbursed
06-0071	KA073598	\$6,550.00	1/4/2008	LOS ANGELES PD	\$1,331.38
				CHP-SOUTHERN DIV	\$4,257.50
				DA OFFICE	\$655.00
				GENERAL FUND	\$1,572.00
				LAPA	\$65.50
06-0081		\$14,525.65	12/16/2008	DA OFFICE	\$1,452.57
				GENERAL FUND	\$3,486.16
				LAPA	\$145.25
				LOS ANGELES CO SO	\$9,441.67
06-0089		\$540.74	12/16/2008	DA OFFICE	\$54.07
				GENERAL FUND	\$129.78
				LAPA	\$5.41
				LONG BEACH PD	\$351.48
06-0090		\$1,202.20	2/11/2008	DA OFFICE	\$120.22
				GENERAL FUND	\$288.53
				LAPA	\$12.02
				LOS ANGELES PD	\$781.43
06-0095		\$2,083.78	6/16/2008	DA OFFICE	\$208.38
				GENERAL FUND	\$500.10
				LAPA	\$20.84
				LOS ANGELES PD	\$1,354.46
06-0096		\$739.49	11/21/2008	DA OFFICE	\$73.94
				GENERAL FUND	\$177.48
				LAPA	\$7.40
				LONG BEACH PD	\$480.67
06-0106		\$2,162.99	6/2/2008	DA OFFICE	\$216.29
				GENERAL FUND	\$519.12
				LAPA	\$21.63
				LOS ANGELES PD	\$1,405.95
06-0109		\$874.12	6/2/2008	DA OFFICE	\$87.41
				GENERAL FUND	\$209.79
				LAPA	\$8.74
				LONG BEACH PD	\$568.18
06-0111	BS101717	\$25,214.03	4/28/2008	DA OFFICE	\$2,521.40
				GENERAL FUND	\$6,051.37
				LAPA	\$252.14
				LOS ANGELES PD	\$16,389.12



State of California  
**ASSET FORFEITURE REPORT - 2008**

*Table 3*

Admin Number	Docket Number	Amount Forfeited	Date Disbursed	Recipient	Amount Disbursed
06-0121		\$906.86	10/22/2008	DA OFFICE	\$90.69
				GENERAL FUND	\$217.65
				LAPA	\$9.07
				LONG BEACH PD	\$589.45
06-0122		\$421.01	7/18/2008	DA OFFICE	\$42.11
				GENERAL FUND	\$101.04
				LAPA	\$4.21
				LONG BEACH PD	\$273.65
06-0126		\$10,488.97	9/8/2008	DA OFFICE	\$1,048.90
				GENERAL FUND	\$2,517.36
				LAPA	\$104.89
				LOS ANGELES CO SO	\$6,817.82
06-0135	PA054362	\$3,234.90	6/2/2008	DA OFFICE	\$323.49
				GENERAL FUND	\$776.37
				LAPA	\$32.35
				LOS ANGELES PD	\$2,102.69
06-0138		\$4,456.69	8/1/2008	DA OFFICE	\$445.67
				GENERAL FUND	\$1,069.60
				HAWTHORNE PD	\$2,896.85
				LAPA	\$44.57
06-0140		\$8,792.35	3/10/2008	DA OFFICE	\$879.23
				GENERAL FUND	\$2,110.16
				LAPA	\$87.93
				LOS ANGELES CO SO	\$5,715.03
06-0143		\$1,097.34	11/19/2008	DA OFFICE	\$109.74
				GENERAL FUND	\$263.36
				LAPA	\$10.97
				LOS ANGELES PD	\$713.27
06-0154		\$1,928.46	6/2/2008	DA OFFICE	\$192.84
				GENERAL FUND	\$462.83
				LAPA	\$19.29
				LOS ANGELES PD	\$1,253.50
06-0155	BA296332	\$1,487.55	4/24/2008	DA OFFICE	\$148.75
				GENERAL FUND	\$357.01
				LAPA	\$14.88
				LOS ANGELES PD	\$966.91
06-0158		\$2,389.75	12/16/2008	DA OFFICE	\$238.97



State of California  
**ASSET FORFEITURE REPORT - 2008**

*Table 3*

Admin Number	Docket Number	Amount Forfeited	Date Disbursed	Recipient	Amount Disbursed
				GENERAL FUND	\$573.54
				LAPA	\$23.90
				LOS ANGELES PD	\$1,553.34
06-0174	YA063968	\$460.84	5/20/2008		
				DA OFFICE	\$46.08
				GENERAL FUND	\$110.60
				LAPA	\$4.61
				REDONDO BEACH PD	\$299.55
06-0181		\$634.30	8/1/2008		
				DA OFFICE	\$63.43
				GENERAL FUND	\$152.23
				LAPA	\$6.34
				LONG BEACH PD	\$412.30
06-0196		\$627.63	8/1/2008		
				DA OFFICE	\$62.76
				GENERAL FUND	\$150.63
				LAPA	\$6.28
				LOS ANGELES PD	\$407.96
06-0198		\$1,660.26	5/20/2008		
				DA OFFICE	\$166.02
				GENERAL FUND	\$398.46
				LAPA	\$16.60
				LOS ANGELES PD	\$1,079.18
06-0204		\$1,916.73	8/1/2008		
				DA OFFICE	\$191.67
				GENERAL FUND	\$460.01
				LAPA	\$19.17
				LOS ANGELES PD	\$1,245.88
06-0221		\$560.97	12/16/2008		
				DA OFFICE	\$56.09
				GENERAL FUND	\$134.64
				LAPA	\$5.61
				LOS ANGELES PD	\$364.63
06-0233	BA297556	\$5,656.37	6/16/2008		
				DA OFFICE	\$565.62
				GENERAL FUND	\$1,357.53
				HAWTHORNE PD	\$3,676.65
				LAPA	\$56.57
06-0236	BA298190	\$1,139.39	9/8/2008		
				DA OFFICE	\$113.93
				GENERAL FUND	\$273.45
				LAPA	\$11.40
				LOS ANGELES PD	\$740.61
06-0239		\$4,028.11	3/10/2008		
				DA OFFICE	\$402.80
				GENERAL FUND	\$966.75
				LAPA	\$40.28





State of California  
**ASSET FORFEITURE REPORT - 2008**

*Table 3*

Admin Number	Docket Number	Amount Forfeited	Date Disbursed	Recipient	Amount Disbursed
06-0249		\$836.84	3/10/2008	LOS ANGELES CO SO	\$2,618.28
				DA OFFICE	\$83.68
				GENERAL FUND	\$200.84
				LAPA	\$8.37
				LOS ANGELES PD	\$543.95
06-0265		\$858.59	10/2/2008	DA OFFICE	\$85.85
				GENERAL FUND	\$206.06
				LAPA	\$8.59
				LONG BEACH PD	\$558.09
06-0304		\$3,908.73	4/11/2008	DA OFFICE	\$390.88
				GENERAL FUND	\$938.09
				LAPA	\$39.09
				LOS ANGELES PD	\$2,540.67
06-0309		\$11,906.85	3/10/2008	DA OFFICE	\$1,190.69
				GENERAL FUND	\$2,857.64
				LAPA	\$119.07
				WEST COVINA PD	\$7,739.45
06-0312		\$8,358.28	12/16/2008	DA OFFICE	\$835.82
				GENERAL FUND	\$2,005.99
				LAPA	\$83.58
				WEST COVINA PD	\$5,432.89
06-0326		\$2,390.35	10/22/2008	DA OFFICE	\$239.05
				GENERAL FUND	\$573.68
				LAPA	\$23.90
				LOS ANGELES PD	\$1,553.72
06-0327		\$20,869.19	6/16/2008	DA OFFICE	\$2,086.92
				GENERAL FUND	\$5,008.60
				LAPA	\$208.70
				LOS ANGELES PD	\$13,564.97
06-0334		\$6,767.68	12/16/2008	DA OFFICE	\$676.77
				GENERAL FUND	\$1,624.25
				LAPA	\$67.67
				REDONDO BEACH PD	\$4,398.99
06-0343		\$850.73	11/21/2008	DA OFFICE	\$85.07
				GENERAL FUND	\$204.18
				LAPA	\$8.51
				LOS ANGELES PD	\$552.97



State of California  
**ASSET FORFEITURE REPORT - 2008**

*Table 3*

Admin Number	Docket Number	Amount Forfeited	Date Disbursed	Recipient	Amount Disbursed
06-0357	TA083760	\$626.73	10/2/2008	DA OFFICE	\$62.66
				GENERAL FUND	\$150.42
				LAPA	\$6.27
				LOS ANGELES PD	\$407.38
06-0360		\$636.22	12/16/2008	DA OFFICE	\$63.63
				GENERAL FUND	\$152.69
				LAPA	\$6.36
				WHITTIER PD	\$413.54
06-0364		\$979.79	10/22/2008	DA OFFICE	\$97.98
				GENERAL FUND	\$235.15
				LAPA	\$9.80
				LOS ANGELES PD	\$636.86
06-0382	BA300045	\$886.17	6/16/2008	DA OFFICE	\$88.62
				GENERAL FUND	\$212.68
				LAPA	\$8.86
				LOS ANGELES PD	\$576.01
06-0393		\$1,056.05	6/25/2008	DA OFFICE	\$105.60
				GENERAL FUND	\$253.45
				LAPA	\$10.56
				LONG BEACH PD	\$686.44
06-0397	BA299315	\$3,029.80	6/25/2008	DA OFFICE	\$302.97
				GENERAL FUND	\$727.15
				LAPA	\$30.30
				LOS ANGELES PD	\$1,969.38
06-0403		\$724.14	6/16/2008	DA OFFICE	\$72.41
				GENERAL FUND	\$173.79
				LAPA	\$7.24
				LOS ANGELES PD	\$470.70
06-0409		\$16,486.25	7/18/2008	DA OFFICE	\$1,648.63
				GENERAL FUND	\$3,956.70
				HAWTHORNE PD	\$10,716.06
				LAPA	\$164.86
06-0415		\$505.84	6/2/2008	DA OFFICE	\$50.58
				GENERAL FUND	\$121.40
				LAPA	\$5.06
				LONG BEACH PD	\$328.80
06-0449		\$1,363.76	8/1/2008	DA OFFICE	\$136.37



State of California  
**ASSET FORFEITURE REPORT - 2008**

*Table 3*

Admin Number	Docket Number	Amount Forfeited	Date Disbursed	Recipient	Amount Disbursed
				GENERAL FUND	\$327.30
				LAPA	\$13.64
				LOS ANGELES PD	\$886.45
06-0451		\$2,943.24	3/10/2008		
				DA OFFICE	\$294.32
				GENERAL FUND	\$706.38
				LAPA	\$29.43
				LOS ANGELES PD	\$1,913.11
06-0453		\$2,912.41	8/19/2008		
				DA OFFICE	\$291.24
				GENERAL FUND	\$698.98
				LAPA	\$29.12
				LOS ANGELES PD	\$1,893.07
06-0454	BA300662	\$9,194.84	12/16/2008		
				DA OFFICE	\$919.48
				GENERAL FUND	\$2,206.76
				LAPA	\$91.95
				LOS ANGELES PD	\$5,976.65
06-0458	GA065277	\$8,275.59	4/24/2008		
				DA OFFICE	\$827.55
				GENERAL FUND	\$1,986.14
				LAPA	\$82.76
				LOS ANGELES CO SO	\$5,379.14
06-0488		\$1,076.29	10/22/2008		
				DA OFFICE	\$107.64
				GENERAL FUND	\$258.31
				LAPA	\$10.76
				LOS ANGELES PD	\$699.58
06-0490		\$1,359.65	8/1/2008		
				DA OFFICE	\$135.96
				GENERAL FUND	\$326.32
				LAPA	\$13.60
				LOS ANGELES PD	\$883.77
06-0492	GA065378	\$6,299.65	8/1/2008		
				DA OFFICE	\$629.96
				GENERAL FUND	\$1,511.92
				LAPA	\$63.00
				LOS ANGELES CO SO	\$4,094.77
06-0516	TA084361	\$1,817.43	8/19/2008		
				DA OFFICE	\$181.76
				GENERAL FUND	\$436.18
				LAPA	\$18.17
				LOS ANGELES CO SO	\$1,181.32
06-0540		\$1,033.55	6/16/2008		
				DA OFFICE	\$103.35
				DOWNEY PD	\$671.81
				GENERAL FUND	\$248.05



**State of California**  
**ASSET FORFEITURE REPORT - 2008**

*Table 3*

<b>Admin Number</b>	<b>Docket Number</b>	<b>Amount Forfeited</b>	<b>Date Disbursed</b>	<b>Recipient</b>	<b>Amount Disbursed</b>
				LAPA	\$10.34
06-0547	BS103633	\$44,075.43	7/3/2008	DA OFFICE	\$4,407.55
				GENERAL FUND	\$10,578.10
				LAPA	\$440.75
				LOS ANGELES PD	\$28,649.03
06-0553	BA295770	\$1,892.78	7/18/2008	DA OFFICE	\$189.29
				GENERAL FUND	\$454.26
				LAPA	\$18.93
				MONTEBELLO PD	\$1,230.30
06-0565	LA052221	\$736.91	1/4/2008	DA OFFICE	\$73.68
				GENERAL FUND	\$176.86
				LAPA	\$7.37
				LOS ANGELES PD	\$479.00
06-0576	SA060145	\$3,210.17	2/11/2008	DA OFFICE	\$321.02
				GENERAL FUND	\$770.44
				LAPA	\$32.10
				LOS ANGELES CO SO	\$2,086.61
06-0584	YA064578	\$1,599.66	6/16/2008	DA OFFICE	\$159.97
				GENERAL FUND	\$383.92
				LAPA	\$15.99
				REDONDO BEACH PD	\$1,039.78
06-0599	GA065622	\$9,023.80	5/20/2008	DA OFFICE	\$902.38
				GENERAL FUND	\$2,165.71
				LAPA	\$90.24
				LOS ANGELES CO SO	\$5,865.47
06-0627		\$3,881.90	6/16/2008	DA OFFICE	\$388.19
				GENERAL FUND	\$931.65
				LAPA	\$38.82
				LOS ANGELES PD	\$2,523.24
06-0628		\$1,128.30	9/8/2008	DA OFFICE	\$112.83
				GENERAL FUND	\$270.79
				LAPA	\$11.28
				LOS ANGELES PD	\$733.40
06-0629		\$1,150.81	6/2/2008	DA OFFICE	\$115.08
				GENERAL FUND	\$276.19
				LAPA	\$11.51
				LOS ANGELES PD	\$748.03



State of California  
**ASSET FORFEITURE REPORT - 2008**

*Table 3*

Admin Number	Docket Number	Amount Forfeited	Date Disbursed	Recipient	Amount Disbursed
06-0646	VA095140	\$1,440.69	10/2/2008	DA OFFICE	\$144.07
				GENERAL FUND	\$345.76
				LAPA	\$14.41
				SOUTH GATE PD	\$936.45
06-0648		\$959.65	10/2/2008	DA OFFICE	\$95.95
				GENERAL FUND	\$230.32
				LAPA	\$9.60
				LOS ANGELES PD	\$623.78
06-0651	PA049206	\$615.89	12/16/2008	DA OFFICE	\$61.59
				GENERAL FUND	\$147.81
				LAPA	\$6.16
				LOS ANGELES PD	\$400.33
06-0657		\$6,469.20	12/16/2008	DA OFFICE	\$646.92
				GENERAL FUND	\$1,552.61
				LAPA	\$64.69
				LOS ANGELES PD	\$4,204.98
06-0662	BS103913	\$12,153.34	3/18/2008	DA OFFICE	\$1,215.34
				GENERAL FUND	\$2,916.80
				LAPA	\$121.53
				LOS ANGELES PD	\$7,899.67
06-0665		\$1,728.40	12/16/2008	DA OFFICE	\$172.84
				GENERAL FUND	\$414.82
				LAPA	\$17.28
				LOS ANGELES PD	\$1,123.46
06-0667		\$1,951.98	10/2/2008	DA OFFICE	\$195.20
				GENERAL FUND	\$468.47
				LAPA	\$19.52
				LOS ANGELES PD	\$1,268.79
06-0683	TA084975	\$2,429.84	8/1/2008	DA OFFICE	\$242.99
				GENERAL FUND	\$583.16
				LAPA	\$24.30
				LOS ANGELES PD	\$1,579.39
06-0704	BA304330	\$436.29	4/11/2008	DA OFFICE	\$43.63
				GENERAL FUND	\$104.71
				LAPA	\$4.36
				LOS ANGELES PD	\$283.59
06-0705		\$14,636.70	8/1/2008	DA OFFICE	\$1,463.67



State of California  
**ASSET FORFEITURE REPORT - 2008**

*Table 3*

Admin Number	Docket Number	Amount Forfeited	Date Disbursed	Recipient	Amount Disbursed
				GENERAL FUND	\$3,512.80
				LAPA	\$146.37
				LOS ANGELES CO SO	\$9,513.86
06-0709		\$8,271.46	9/17/2008		
				DA OFFICE	\$827.14
				GENERAL FUND	\$1,985.15
				LAPA	\$82.72
				LOS ANGELES PD	\$5,376.45
06-0726	LA052558	\$14,119.31	6/2/2008		
				DA OFFICE	\$1,411.93
				GENERAL FUND	\$3,388.63
				LAPA	\$141.19
				LOS ANGELES PD	\$9,177.56
06-0734	VA094445	\$1,465.44	1/4/2008		
				DA OFFICE	\$146.54
				GENERAL FUND	\$351.70
				LAPA	\$14.66
				LOS ANGELES CO SO	\$952.54
06-0735	BA304119	\$1,798.44	8/1/2008		
				DA OFFICE	\$179.85
				GENERAL FUND	\$431.63
				LAPA	\$17.98
				LOS ANGELES PD	\$1,168.98
06-0748	BA305092	\$5,243.40	6/2/2008		
				DA OFFICE	\$524.32
				GENERAL FUND	\$1,258.42
				LAPA	\$52.44
				LOS ANGELES PD	\$3,408.22
06-0768		\$973.00	8/19/2008		
				DA OFFICE	\$97.30
				GENERAL FUND	\$233.52
				LAPA	\$9.73
				LOS ANGELES PD	\$632.45
06-0770		\$673.57	12/16/2008		
				DA OFFICE	\$67.36
				GENERAL FUND	\$161.66
				LAPA	\$6.73
				LOS ANGELES PD	\$437.82
06-0780		\$3,431.76	11/21/2008		
				DA OFFICE	\$343.18
				GENERAL FUND	\$823.62
				LAPA	\$34.32
				LOS ANGELES CO SO	\$2,230.64
06-0785	PA056230	\$1,363.24	12/16/2008		
				DA OFFICE	\$136.33
				GENERAL FUND	\$327.18
				LAPA	\$13.63



State of California  
**ASSET FORFEITURE REPORT - 2008**

*Table 3*

Admin Number	Docket Number	Amount Forfeited	Date Disbursed	Recipient	Amount Disbursed
06-0800	PA056219	\$8,245.47	7/18/2008	LOS ANGELES PD	\$886.10
				DA OFFICE	\$824.54
				GENERAL FUND	\$1,978.91
				LAPA	\$82.46
06-0809	MA035660	\$3,403.28	6/2/2008	LOS ANGELES PD	\$5,359.56
				DA OFFICE	\$340.33
				GENERAL FUND	\$816.78
				LAPA	\$34.04
06-0812		\$1,073.81	8/1/2008	LOS ANGELES CO SO	\$2,212.13
				CHP-SOUTHERN DIV	\$697.98
				DA OFFICE	\$107.38
				GENERAL FUND	\$257.71
06-0829	LA053063	\$3,601.05	7/18/2008	LAPA	\$10.74
				DA OFFICE	\$360.11
				GENERAL FUND	\$864.25
				LAPA	\$36.01
06-0852		\$638.85	8/1/2008	LOS ANGELES PD	\$2,340.68
				DA OFFICE	\$63.89
				GENERAL FUND	\$153.32
				LAPA	\$6.39
06-0853		\$647.49	8/1/2008	LOS ANGELES PD	\$415.25
				DA OFFICE	\$64.74
				GENERAL FUND	\$155.40
				LAPA	\$6.48
06-0857		\$42,173.00	8/13/2008	LOS ANGELES PD	\$420.87
				ANAHEIM PD	\$27,412.45
				DA OFFICE	\$4,217.30
				GENERAL FUND	\$10,121.52
06-0864	PA056376	\$2,915.76	11/21/2008	LAPA	\$421.73
				DA OFFICE	\$291.58
				GENERAL FUND	\$699.78
				LAPA	\$29.16
06-0866		\$953.22	12/16/2008	LOS ANGELES PD	\$1,895.24
				DA OFFICE	\$95.33
				GENERAL FUND	\$228.77
				LAPA	\$9.53
				LOS ANGELES PD	\$619.59



State of California  
**ASSET FORFEITURE REPORT - 2008**

*Table 3*

Admin Number	Docket Number	Amount Forfeited	Date Disbursed	Recipient	Amount Disbursed
06-0880	BS104891	\$17,709.14	9/8/2008	DA OFFICE	\$1,770.92
				GENERAL FUND	\$4,250.19
				HAWTHORNE PD	\$11,510.94
				LAPA	\$177.09
06-0883	NA064846	\$1,348.81	2/21/2008	DA OFFICE	\$134.88
				GENERAL FUND	\$323.71
				LAPA	\$13.49
				LONG BEACH PD	\$876.73
06-0885		\$1,587.88	3/10/2008	DA OFFICE	\$158.82
				GENERAL FUND	\$381.08
				GLENDORA PD	\$1,032.10
				LAPA	\$15.88
06-0890	YA058533	\$2,060.40	5/20/2008	DA OFFICE	\$206.07
				GENERAL FUND	\$494.48
				HAWTHORNE PD	\$1,339.24
				LAPA	\$20.61
06-0909		\$917.46	10/22/2008	DA OFFICE	\$91.75
				GENERAL FUND	\$220.19
				LAPA	\$9.17
				LOS ANGELES PD	\$596.35
06-0930		\$10,560.64	4/28/2008	DA OFFICE	\$1,056.10
				GENERAL FUND	\$2,534.54
				LAPA	\$105.61
				LOS ANGELES PD	\$6,864.39
06-0932	SA061366	\$745.16	3/10/2008	CULVER CITY PD	\$484.34
				DA OFFICE	\$74.54
				GENERAL FUND	\$178.83
				LAPA	\$7.45
06-0934		\$23,685.19	8/1/2008	DA OFFICE	\$2,368.52
				GENERAL FUND	\$5,684.45
				LA IMPACT - GROUP 1	\$15,395.37
				LAPA	\$236.85
06-0935		\$1,981.58	11/21/2008	DA OFFICE	\$198.17
				GENERAL FUND	\$475.58
				LAPA	\$19.81
				LOS ANGELES PD	\$1,288.02
06-0941	BA307982	\$1,889.69	10/2/2008	DA OFFICE	\$188.97





State of California  
**ASSET FORFEITURE REPORT - 2008**

*Table 3*

Admin Number	Docket Number	Amount Forfeited	Date Disbursed	Recipient	Amount Disbursed
				GENERAL FUND	\$453.53
				LAPA	\$18.90
				LOS ANGELES PD	\$1,228.29
06-0950	BS105320	\$4,674.09	9/8/2008	DA OFFICE	\$467.41
				GENERAL FUND	\$1,121.78
				LAPA	\$46.75
				REDONDO BEACH PD	\$3,038.15
06-0958		\$949.67	9/8/2008	DA OFFICE	\$95.00
				GENERAL FUND	\$227.91
				LAPA	\$9.50
				LOS ANGELES PD	\$617.26
06-0961	VA096925	\$798.39	4/11/2008	DA OFFICE	\$79.87
				GENERAL FUND	\$191.60
				LAPA	\$7.99
				SOUTH GATE PD	\$518.93
06-0986		\$1,805.36	10/22/2008	DA OFFICE	\$180.53
				GENERAL FUND	\$433.29
				LAPA	\$18.05
				LOS ANGELES PD	\$1,173.49
06-1019		\$1,130.67	3/10/2008	DA OFFICE	\$113.07
				GENERAL FUND	\$271.36
				LAPA	\$11.31
				LOS ANGELES PD	\$734.93
06-1021		\$787.99	8/1/2008	DA OFFICE	\$78.81
				GENERAL FUND	\$189.11
				LAPA	\$7.88
				LOS ANGELES PD	\$512.19
06-1023	BA309120	\$2,178.96	12/16/2008	DA OFFICE	\$217.89
				GENERAL FUND	\$522.95
				LAPA	\$21.79
				LOS ANGELES PD	\$1,416.33
06-1026		\$4,397.22	11/19/2008	DA OFFICE	\$439.73
				GENERAL FUND	\$1,055.33
				LAPA	\$43.97
				ORANGE CO RNSP	\$2,858.19
06-1029		\$985.30	7/18/2008	DA OFFICE	\$98.57
				GENERAL FUND	\$236.46
				LAPA	\$9.85



State of California  
**ASSET FORFEITURE REPORT - 2008**

*Table 3*

Admin Number	Docket Number	Amount Forfeited	Date Disbursed	Recipient	Amount Disbursed
06-1039		\$22,793.37	6/2/2008	LOS ANGELES PD	\$640.42
				DA OFFICE	\$2,279.36
				GENERAL FUND	\$5,470.40
				GLENDALE PD	\$14,815.67
				LAPA	\$227.94
06-1040		\$1,026.38	10/2/2008	DA OFFICE	\$102.67
				GENERAL FUND	\$246.32
				LAPA	\$10.27
				LOS ANGELES PD	\$667.12
06-1043		\$1,793.50	12/16/2008	DA OFFICE	\$179.34
				GENERAL FUND	\$430.45
				LAPA	\$17.93
				LOS ANGELES PD	\$1,165.78
06-1044		\$764.83	10/2/2008	DA OFFICE	\$76.48
				GENERAL FUND	\$183.56
				LAPA	\$7.65
				LOS ANGELES PD	\$497.14
06-1045		\$795.86	10/22/2008	DA OFFICE	\$79.59
				DOWNEY PD	\$517.30
				GENERAL FUND	\$191.01
				LAPA	\$7.96
06-1050		\$8,972.33	10/2/2008	DA OFFICE	\$897.23
				GENERAL FUND	\$2,153.35
				LAPA	\$89.73
				LOS ANGELES CO SO	\$5,832.02
06-1053		\$2,432.50	9/8/2008	DA OFFICE	\$243.28
				GENERAL FUND	\$583.79
				LAPA	\$24.33
				LOS ANGELES PD	\$1,581.10
06-1054		\$1,444.11	8/1/2008	DA OFFICE	\$144.45
				GENERAL FUND	\$346.57
				LAPA	\$14.44
				POMONA PD	\$938.65
06-1058		\$1,939.58	7/18/2008	DA OFFICE	\$193.95
				GENERAL FUND	\$465.50
				LAPA	\$19.40
				LOS ANGELES CO SO	\$1,260.73



State of California  
**ASSET FORFEITURE REPORT - 2008**

*Table 3*

Admin Number	Docket Number	Amount Forfeited	Date Disbursed	Recipient	Amount Disbursed
06-1060		\$1,244.23	3/10/2008	DA OFFICE	\$124.47
				GENERAL FUND	\$298.60
				LAPA	\$12.44
				LOS ANGELES PD	\$808.72
06-1061	BA310124	\$802.96	10/22/2008	DA OFFICE	\$80.30
				GENERAL FUND	\$192.71
				LAPA	\$8.03
				LOS ANGELES PD	\$521.92
06-1075		\$1,745.50	3/10/2008	DA OFFICE	\$174.55
				GENERAL FUND	\$418.92
				LAPA	\$17.46
				LOS ANGELES PD	\$1,134.57
06-1076		\$3,844.75	6/2/2008	DA OFFICE	\$384.47
				GENERAL FUND	\$922.74
				LAPA	\$38.45
				LOS ANGELES PD	\$2,499.09
06-1080		\$1,366.38	9/8/2008	DA OFFICE	\$136.64
				GENERAL FUND	\$327.93
				LAPA	\$13.67
				LOS ANGELES PD	\$888.14
06-1093		\$618.54	12/16/2008	DA OFFICE	\$61.86
				GENERAL FUND	\$148.45
				LAPA	\$6.18
				LOS ANGELES PD	\$402.05
06-1094	BA310425	\$474.53	9/17/2008	DA OFFICE	\$47.46
				GENERAL FUND	\$113.89
				LAPA	\$4.74
				LOS ANGELES PD	\$308.44
06-1097		\$567.84	8/1/2008	DA OFFICE	\$56.78
				GENERAL FUND	\$136.28
				LAPA	\$5.68
				LOS ANGELES PD	\$369.10
06-1099		\$824.94	6/16/2008	DA OFFICE	\$82.49
				GENERAL FUND	\$197.98
				LAPA	\$8.25
				LOS ANGELES PD	\$536.22
06-1108		\$957.07	3/10/2008	DA OFFICE	\$95.70



State of California  
**ASSET FORFEITURE REPORT - 2008**

*Table 3*

Admin Number	Docket Number	Amount Forfeited	Date Disbursed	Recipient	Amount Disbursed
				GENERAL FUND	\$229.69
				INGLEWOOD PD	\$622.10
				LAPA	\$9.58
06-1109		\$1,441.81	6/16/2008		
				DA OFFICE	\$144.18
				GENERAL FUND	\$346.03
				LAPA	\$14.42
				REDONDO BEACH PD	\$937.18
06-1112		\$3,856.46	4/11/2008		
				DA OFFICE	\$385.64
				GENERAL FUND	\$925.55
				LAPA	\$38.57
				LOS ANGELES PD	\$2,506.70
06-1113		\$1,892.35	1/4/2008		
				DA OFFICE	\$189.23
				GENERAL FUND	\$454.16
				LAPA	\$18.93
				LOS ANGELES PD	\$1,230.03
06-1115		\$650.08	9/17/2008		
				DA OFFICE	\$65.01
				GENERAL FUND	\$156.02
				LAPA	\$6.50
				LOS ANGELES PD	\$422.55
06-1129		\$897.80	6/16/2008		
				DA OFFICE	\$89.78
				GENERAL FUND	\$215.47
				LAPA	\$8.98
				LOS ANGELES PD	\$583.57
06-1130		\$1,291.94	3/10/2008		
				DA OFFICE	\$129.20
				GENERAL FUND	\$310.06
				LAPA	\$12.92
				LOS ANGELES PD	\$839.76
06-1148		\$1,877.48	3/10/2008		
				DA OFFICE	\$187.75
				GENERAL FUND	\$450.60
				LAPA	\$18.77
				LOS ANGELES CO SO	\$1,220.36
06-1161	VA097623	\$3,553.45	8/19/20		
				DA OFFICE	\$355.35
				GENERAL FUND	\$852.83
				LAPA	\$35.53
				LOS ANGELES CO SO	\$2,309.74
06-117		\$901.90	2/11/2008		
				DA OFFICE	\$90.18
				GENERAL FUND	\$216.46
				LAPA	\$9.02



State of California  
**ASSET FORFEITURE REPORT - 2008**

*Table 3*

Admin Number	Docket Number	Amount Forfeited	Date Disbursed	Recipient	Amount Disbursed
06-1173	BA311428	\$781.73	10/2/2008	MONTEBELLO PD	\$586.24
				DA OFFICE	\$78.18
				GENERAL FUND	\$187.61
				LAPA	\$7.82
				LOS ANGELES PD	\$508.12
06-1182		\$812.75	10/2/2008	DA OFFICE	\$81.27
				GENERAL FUND	\$195.06
				LAPA	\$8.13
				LOS ANGELES PD	\$528.29
06-1191		\$634.14	12/16/2008	DA OFFICE	\$63.41
				GENERAL FUND	\$152.20
				LAPA	\$6.34
				LOS ANGELES PD	\$412.19
06-1200		\$600.09	10/2/2008	DA OFFICE	\$60.01
				GENERAL FUND	\$144.02
				LAPA	\$6.00
				LOS ANGELES PD	\$390.06
06-1202		\$2,185.66	6/16/2008	DA OFFICE	\$218.56
				GENERAL FUND	\$524.56
				LAPA	\$21.86
				LOS ANGELES PD	\$1,420.68
06-1209		\$3,202.16	12/16/2008	DA OFFICE	\$320.22
				GENERAL FUND	\$768.52
				HAWTHORNE PD	\$2,081.40
				LAPA	\$32.02
06-1212		\$1,295.89	9/8/2008	DA OFFICE	\$129.59
				GENERAL FUND	\$311.01
				LAPA	\$12.96
				UC LOS ANGELES PD	\$842.33
06-1215		\$1,211.73	10/22/2008	DA OFFICE	\$121.17
				GENERAL FUND	\$290.82
				LAPA	\$12.12
				LOS ANGELES PD	\$787.62
06-1219		\$2,364.35	12/16/2008	DA OFFICE	\$236.44
				GENERAL FUND	\$567.44
				LAPA	\$23.64
				LOS ANGELES CO SO	\$1,536.83



State of California  
**ASSET FORFEITURE REPORT - 2008**

*Table 3*

Admin Number	Docket Number	Amount Forfeited	Date Disbursed	Recipient	Amount Disbursed
06-1220		\$723.79	8/1/2008	DA OFFICE	\$72.38
				GENERAL FUND	\$173.71
				LAPA	\$7.24
				LOS ANGELES PD	\$470.46
06-1225		\$1,300.63	4/11/2008	DA OFFICE	\$130.07
				GENERAL FUND	\$312.15
				LAPA	\$13.01
				LOS ANGELES PD	\$845.40
06-1228	LA053950	\$1,015.66	1/4/2008	DA OFFICE	\$101.57
				GENERAL FUND	\$243.75
				LAPA	\$10.16
				LOS ANGELES PD	\$660.18
06-1229		\$611.92	10/2/2008	DA OFFICE	\$61.19
				GENERAL FUND	\$146.86
				LAPA	\$6.12
				LOS ANGELES PD	\$397.75
06-1230		\$3,266.72	8/1/2008	DA OFFICE	\$326.67
				GENERAL FUND	\$784.01
				LAPA	\$32.67
				LOS ANGELES PD	\$2,123.37
06-1231		\$1,348.69	10/22/2008	DA OFFICE	\$134.86
				GENERAL FUND	\$323.69
				LAPA	\$13.49
				LOS ANGELES PD	\$876.65
06-1232	VA096098	\$1,328.34	11/19/2008	DA OFFICE	\$132.83
				GENERAL FUND	\$318.80
				LAPA	\$13.28
				LOS ANGELES PD	\$863.43
06-1233		\$1,737.33	10/2/2008	DA OFFICE	\$173.72
				GENERAL FUND	\$416.96
				LAPA	\$17.38
				LOS ANGELES PD	\$1,129.27
06-1239		\$6,126.48	10/22/2008	DA OFFICE	\$612.65
				GENERAL FUND	\$1,470.36
				LAPA	\$61.26
				LOS ANGELES PD	\$3,982.21
06-1240		\$6,118.69	10/22/2008	DA OFFICE	\$611.86



State of California  
**ASSET FORFEITURE REPORT - 2008**

*Table 3*

Admin Number	Docket Number	Amount Forfeited	Date Disbursed	Recipient	Amount Disbursed
				GENERAL FUND	\$1,468.48
				LA IMPACT - GROUP 1	\$3,977.16
				LAPA	\$61.19
06-1243		\$3,395.92	12/16/2008		
				DA OFFICE	\$339.60
				DOWNEY PD	\$2,207.34
				GENERAL FUND	\$815.02
				LAPA	\$33.96
06-1248		\$20,415.96	12/16/2008		
				DA OFFICE	\$2,041.59
				GENERAL FUND	\$4,899.83
				LAPA	\$204.16
				LOS ANGELES CO SO	\$13,270.38
06-1256		\$1,640.30	10/2/2008		
				DA OFFICE	\$164.03
				GENERAL FUND	\$393.67
				LAPA	\$16.40
				LOS ANGELES PD	\$1,066.20
06-1274		\$3,625.83	10/2/2008		
				DA OFFICE	\$362.58
				GENERAL FUND	\$870.20
				LAPA	\$36.26
				LOS ANGELES PD	\$2,356.79
06-1285		\$566.13	12/16/2008		
				DA OFFICE	\$56.62
				GENERAL FUND	\$135.87
				LAPA	\$5.66
				MONROVIA PD	\$367.98
06-1293		\$831.81	11/19/2008		
				BURBANK AIRPORT POLICE	\$540.68
				DA OFFICE	\$83.18
				GENERAL FUND	\$199.63
				LAPA	\$8.32
06-1295		\$3,850.65	10/2/2008		
				DA OFFICE	\$385.07
				GENERAL FUND	\$924.15
				LAPA	\$38.51
				LONG BEACH PD	\$2,502.92
06-1306	BA313323	\$10,464.70	12/16/2008		
				DA OFFICE	\$1,046.47
				GENERAL FUND	\$2,511.53
				LAPA	\$104.65
				TORRANCE PD	\$6,802.05
06-1307	LA052341	\$13,613.54	5/20/2008		
				BURBANK AIRPORT POLICE	\$8,848.80
				DA OFFICE	\$1,361.35
				GENERAL FUND	\$3,267.25



State of California  
**ASSET FORFEITURE REPORT - 2008**

*Table 3*

Admin Number	Docket Number	Amount Forfeited	Date Disbursed	Recipient	Amount Disbursed
06-1314		\$4,608.86	7/18/2008	LAPA	\$136.14
				DA OFFICE	\$460.89
				GENERAL FUND	\$1,106.12
				LAPA	\$46.09
				MONTEBELLO PD	\$2,995.76
06-1324		\$5,193.16	12/16/2008		
				DA OFFICE	\$519.32
				GENERAL FUND	\$1,246.36
				LAPA	\$51.93
				LOS ANGELES CO SO	\$3,375.55
06-1326	PA057616	\$1,508.03	6/16/2008		
				DA OFFICE	\$150.79
				GENERAL FUND	\$361.93
				LAPA	\$15.08
				LOS ANGELES PD	\$980.23
06-1332	BA314184	\$542.29	4/11/2008		
				DA OFFICE	\$54.23
				GENERAL FUND	\$130.15
				LAPA	\$5.42
				LOS ANGELES PD	\$352.49
06-1351		\$569.52	12/16/2008		
				DA OFFICE	\$56.95
				GENERAL FUND	\$136.69
				LAPA	\$5.69
				LOS ANGELES PD	\$370.19
06-1352		\$995.16	10/2/2008		
				DA OFFICE	\$99.51
				GENERAL FUND	\$238.84
				LAPA	\$9.95
				LOS ANGELES PD	\$646.86
06-1356		\$11,943.83	4/11/2008		
				DA OFFICE	\$1,194.38
				GARDENA PD	\$7,763.49
				GENERAL FUND	\$2,866.52
				LAPA	\$119.44
06-1361		\$1,214.27	8/1/2008		
				COVINA PD	\$789.27
				DA OFFICE	\$121.43
				GENERAL FUND	\$291.42
				LAPA	\$12.15
06-1364		\$21,399.76	10/22/2008		
				DA OFFICE	\$2,139.98
				GENERAL FUND	\$5,135.94
				LAPA	\$214.00
				LOS ANGELES PD	\$13,909.84





State of California  
**ASSET FORFEITURE REPORT - 2008**

*Table 3*

Admin Number	Docket Number	Amount Forfeited	Date Disbursed	Recipient	Amount Disbursed
06-1367		\$1,221.29	10/2/2008	DA OFFICE	\$122.13
				GENERAL FUND	\$293.11
				LAPA	\$12.21
				LOS ANGELES PD	\$793.84
06-1371	BS106831	\$13,331.35	4/1/2008	DA OFFICE	\$1,333.13
				GENERAL FUND	\$3,199.52
				LAPA	\$133.32
				LOS ANGELES PD	\$8,665.38
06-1373	TA087970	\$3,054.47	8/19/2008	DA OFFICE	\$305.46
				GENERAL FUND	\$733.07
				LAPA	\$30.54
				LOS ANGELES PD	\$1,985.40
06-1378		\$1,441.49	9/17/2008	DA OFFICE	\$144.14
				GENERAL FUND	\$345.96
				LAPA	\$14.42
				PASADENA PD	\$936.97
06-1379		\$1,105.95	12/16/2008	DA OFFICE	\$110.59
				GENERAL FUND	\$265.43
				LAPA	\$11.06
				PASADENA PD	\$718.87
06-1382	GA067734	\$8,625.95	4/1/2008	DA OFFICE	\$862.58
				GENERAL FUND	\$2,070.23
				GLENDALE PD	\$5,606.88
				LAPA	\$86.26
07-0002		\$502.38	11/19/2008	DA OFFICE	\$50.25
				GENERAL FUND	\$120.57
				LAPA	\$5.02
				LOS ANGELES PD	\$326.54
07-0003		\$3,324.18	3/18/2008	DA OFFICE	\$332.41
				GENERAL FUND	\$797.80
				LAPA	\$33.25
				LOS ANGELES PD	\$2,160.72
07-0007		\$1,376.01	4/11/2008	CHP-SOUTHERN DIV	\$894.41
				DA OFFICE	\$137.60
				GENERAL FUND	\$330.24
				LAPA	\$13.76
07-0014	BA314652	\$2,087.80	7/3/2008	DA OFFICE	\$208.78



State of California  
**ASSET FORFEITURE REPORT - 2008**

*Table 3*

Admin Number	Docket Number	Amount Forfeited	Date Disbursed	Recipient	Amount Disbursed
				GENERAL FUND	\$501.07
				LAPA	\$20.88
				LOS ANGELES PD	\$1,357.07
07-0040		\$1,035.09	2/11/2008		
				DA OFFICE	\$103.50
				GENERAL FUND	\$248.42
				LAPA	\$10.35
				LOS ANGELES PD	\$672.82
07-0044	GA068207	\$1,159.79	3/10/2008		
				ALHAMBRA PD	\$753.87
				DA OFFICE	\$115.97
				GENERAL FUND	\$278.35
				LAPA	\$11.60
07-0047	GA065533	\$1,594.73	4/24/2008		
				DA OFFICE	\$159.47
				GENERAL FUND	\$382.73
				LAPA	\$15.95
				SAN MARINO PD	\$1,036.58
07-0049		\$767.08	10/2/2008		
				DA OFFICE	\$76.71
				GENERAL FUND	\$184.10
				LAPA	\$7.67
				LOS ANGELES PD	\$498.60
07-0051		\$4,252.63	4/24/2008		
				DA OFFICE	\$425.27
				GENERAL FUND	\$1,020.63
				LAPA	\$42.52
				SAN BERNARDINO CO SO	\$2,764.21
07-0052		\$19,199.85	4/24/2008		
				DA OFFICE	\$1,919.98
				GENERAL FUND	\$4,607.96
				LAPA	\$192.00
				SAN BERNARDINO CO SO	\$12,479.91
07-0053		\$11,726.56	9/8/2008		
				DA OFFICE	\$1,172.65
				GENERAL FUND	\$2,814.37
				LAPA	\$117.27
				LOS ANGELES CO SO	\$7,622.27
07-0054		\$4,311.73	6/2/2008		
				DA OFFICE	\$431.17
				GENERAL FUND	\$1,034.81
				LAPA	\$43.12
				LOS ANGELES CO SO	\$2,802.63
07-0059		\$1,386.43	9/8/2008		
				DA OFFICE	\$138.64
				GENERAL FUND	\$332.74
				LAPA	\$13.87



State of California  
**ASSET FORFEITURE REPORT - 2008**

*Table 3*

Admin Number	Docket Number	Amount Forfeited	Date Disbursed	Recipient	Amount Disbursed
07-0062		\$16,572.69	12/16/2008	LOS ANGELES PD	\$901.18
				DA OFFICE	\$1,657.27
				GENERAL FUND	\$3,977.45
				LAPA	\$165.72
				LOS ANGELES CO SO	\$10,772.25
07-0071	SA062714	\$1,533.30	9/8/2008	CULVER CITY PD	\$996.65
				DA OFFICE	\$153.33
				GENERAL FUND	\$367.99
				LAPA	\$15.33
07-0074		\$5,850.20	8/19/2008	DA OFFICE	\$585.02
				GARDENA PD	\$3,802.63
				GENERAL FUND	\$1,404.05
				LAPA	\$58.50
07-0076	VA098502	\$11,271.42	10/2/2008	DA OFFICE	\$1,127.14
				DOWNEY PD	\$7,326.42
				GENERAL FUND	\$2,705.15
				LAPA	\$112.71
07-0093		\$2,045.93	9/8/2008	DA OFFICE	\$204.59
				GENERAL FUND	\$491.02
				LAPA	\$20.46
				TORRANCE PD	\$1,329.86
07-0095		\$1,075.63	3/10/2008	DA OFFICE	\$107.55
				DOWNEY PD	\$699.17
				GENERAL FUND	\$258.15
				LAPA	\$10.76
07-0098		\$8,195.75	8/19/2008	DA OFFICE	\$819.58
				GENERAL FUND	\$1,966.97
				LAPA	\$81.96
				LOS ANGELES PD	\$5,327.24
07-0099		\$2,126.26	2/11/2008	DA OFFICE	\$212.63
				GENERAL FUND	\$510.30
				LAPA	\$21.26
				LOS ANGELES PD	\$1,382.07
07-0100		\$1,516.96	3/10/2008	DA OFFICE	\$151.69
				GENERAL FUND	\$364.07
				LAPA	\$15.17
				LOS ANGELES PD	\$986.03



State of California  
**ASSET FORFEITURE REPORT - 2008**

*Table 3*

Admin Number	Docket Number	Amount Forfeited	Date Disbursed	Recipient	Amount Disbursed
07-0103		\$700.67	6/2/2008	DA OFFICE	\$70.06
				GENERAL FUND	\$168.16
				LAPA	\$7.01
				LOS ANGELES PD	\$455.44
07-0106		\$892.89	3/10/2008	DA OFFICE	\$89.29
				GENERAL FUND	\$214.29
				LAPA	\$8.93
				LOS ANGELES PD	\$580.38
07-0112		\$844.01	3/10/2008	DA OFFICE	\$84.40
				GENERAL FUND	\$202.56
				LAPA	\$8.44
				LOS ANGELES PD	\$548.61
07-0113		\$2,219.03	10/22/2008	DA OFFICE	\$221.90
				GENERAL FUND	\$532.57
				LAPA	\$22.19
				LOS ANGELES PD	\$1,442.37
07-0115	BA311193	\$526.21	4/11/2008	DA OFFICE	\$52.62
				GENERAL FUND	\$126.29
				LAPA	\$5.26
				LOS ANGELES PD	\$342.04
07-0116		\$17,243.57	5/20/2008	DA OFFICE	\$1,724.36
				GENERAL FUND	\$4,138.46
				LAPA	\$172.43
				LOS ANGELES CO SO	\$11,208.32
07-0121	BS107311	\$19,697.80	2/11/2008	DA OFFICE	\$1,969.78
				GENERAL FUND	\$4,727.47
				HAWTHORNE PD	\$12,803.57
				LAPA	\$196.98
07-0122		\$6,471.12	9/8/2008	CHP-SOUTHERN DIV	\$4,206.23
				DA OFFICE	\$647.11
				GENERAL FUND	\$1,553.06
				LAPA	\$64.72
07-0124		\$1,070.49	3/10/2008	DA OFFICE	\$107.05
				GENERAL FUND	\$256.91
				LAPA	\$10.71
				PASADENA PD	\$695.82
07-0125	GA068586	\$11,857.97	9/17/2008	DA OFFICE	\$1,185.81



State of California  
**ASSET FORFEITURE REPORT - 2008**

*Table 3*

Admin Number	Docket Number	Amount Forfeited	Date Disbursed	Recipient	Amount Disbursed
				GENERAL FUND	\$2,845.91
				LAPA	\$118.58
				ORANGE CO SO	\$7,707.67
07-0133		\$507.92	12/16/2008		
				DA OFFICE	\$50.79
				GENERAL FUND	\$121.90
				LAPA	\$5.08
				LOS ANGELES PD	\$330.15
07-0134		\$686.24	9/8/2008		
				DA OFFICE	\$68.62
				GENERAL FUND	\$164.70
				LAPA	\$6.86
				LOS ANGELES PD	\$446.06
07-0140		\$1,000.16	9/8/2008		
				DA OFFICE	\$100.01
				GENERAL FUND	\$240.04
				LAPA	\$10.00
				LOS ANGELES PD	\$650.11
07-0141		\$1,118.16	8/1/2008		
				DA OFFICE	\$111.81
				GENERAL FUND	\$268.36
				LAPA	\$11.18
				LOS ANGELES PD	\$726.81
07-0142	BA316695	\$1,311.94	9/8/2008		
				DA OFFICE	\$131.19
				GENERAL FUND	\$314.86
				LAPA	\$13.12
				LOS ANGELES PD	\$852.77
07-0143		\$3,025.30	11/19/2008		
				DA OFFICE	\$302.54
				GENERAL FUND	\$726.07
				LA IMPACT - GROUP 1	\$1,966.44
				LAPA	\$30.25
07-0146		\$1,257.67	9/8/2008		
				DA OFFICE	\$125.76
				GENERAL FUND	\$301.84
				LAPA	\$12.58
				LOS ANGELES PD	\$817.49
07-0148		\$537.64	12/16/2008		
				DA OFFICE	\$53.76
				GENERAL FUND	\$129.03
				LAPA	\$5.38
				LOS ANGELES PD	\$349.47
07-0149		\$8,687.30	2/11/2008		
				DA OFFICE	\$868.74
				GENERAL FUND	\$2,084.95
				LAPA	\$86.87



State of California  
**ASSET FORFEITURE REPORT - 2008**

*Table 3*

Admin Number	Docket Number	Amount Forfeited	Date Disbursed	Recipient	Amount Disbursed
07-0151		\$8,074.19	12/16/2008	LOS ANGELES PD	\$5,646.74
				DA OFFICE	\$807.41
				GENERAL FUND	\$1,937.81
				LAPA	\$80.74
07-0153		\$535.75	9/8/2008	LOS ANGELES CO SO	\$5,248.23
				DA OFFICE	\$53.56
				GENERAL FUND	\$128.58
				LAPA	\$5.36
07-0154		\$2,071.67	9/8/2008	LOS ANGELES PD	\$348.25
				DA OFFICE	\$207.16
				GENERAL FUND	\$497.20
				LAPA	\$20.72
07-0157		\$500.44	9/8/2008	LOS ANGELES CO SO	\$1,346.59
				DA OFFICE	\$50.05
				GENERAL FUND	\$120.11
				LAPA	\$5.00
07-0158		\$1,812.02	9/8/2008	LOS ANGELES PD	\$325.28
				DA OFFICE	\$181.20
				GENERAL FUND	\$434.88
				LAPA	\$18.12
07-0160		\$5,949.80	9/17/2008	REDONDO BEACH PD	\$1,177.82
				DA OFFICE	\$594.98
				GENERAL FUND	\$1,427.95
				LAPA	\$59.50
07-0168		\$978.36	4/11/2008	PASADENA PD	\$3,867.37
				DA OFFICE	\$97.83
				GENERAL FUND	\$234.80
				LA IMPACT - GROUP 1	\$635.94
				LAPA	\$9.79
07-0172		\$3,801.60	6/2/2008		
				DA OFFICE	\$380.16
				GENERAL FUND	\$912.38
				LAPA	\$38.02
07-0174	LA054898	\$3,265.20	6/16/2008	LOS ANGELES PD	\$2,471.04
				DA OFFICE	\$326.53
				GENERAL FUND	\$783.64
				LAPA	\$32.66
				LOS ANGELES PD	\$2,122.37



State of California  
**ASSET FORFEITURE REPORT - 2008**

*Table 3*

Admin Number	Docket Number	Amount Forfeited	Date Disbursed	Recipient	Amount Disbursed
07-0176		\$7,547.51	3/10/2008	DA OFFICE	\$754.74
				GENERAL FUND	\$1,811.40
				LAPA	\$75.48
				LOS ANGELES CO SO	\$4,905.89
07-0178		\$802.94	9/8/2008	DA OFFICE	\$80.30
				GENERAL FUND	\$192.70
				LAPA	\$8.03
				MONTEBELLO PD	\$521.91
07-0182		\$3,593.29	3/10/2008	DA OFFICE	\$359.33
				GENERAL FUND	\$862.39
				LAPA	\$35.93
				LOS ANGELES CO SO	\$2,335.64
07-0184		\$591.74	12/16/2008	DA OFFICE	\$59.17
				GENERAL FUND	\$142.02
				LAPA	\$5.92
				LOS ANGELES PD	\$384.63
07-0185		\$1,220.88	6/2/2008	DA OFFICE	\$122.09
				GENERAL FUND	\$293.01
				LAPA	\$12.21
				LOS ANGELES PD	\$793.57
07-0186		\$4,929.65	9/8/2008	DA OFFICE	\$492.97
				GENERAL FUND	\$1,183.11
				LAPA	\$49.30
				LOS ANGELES PD	\$3,204.27
07-0189		\$1,144.79	6/2/2008	DA OFFICE	\$114.48
				GENERAL FUND	\$274.75
				LAPA	\$11.45
				LOS ANGELES PD	\$744.11
07-0192		\$3,132.33	12/16/2008	DA OFFICE	\$313.23
				GENERAL FUND	\$751.76
				GLENDALE PD	\$2,036.01
				LAPA	\$31.33
07-0193	BS110365	\$41,773.73	3/18/2008	DA OFFICE	\$4,177.38
				GENERAL FUND	\$10,025.69
				LAPA	\$417.74
				LOS ANGELES PD	\$27,152.92
07-0197		\$3,692.75	12/16/2008	DA OFFICE	\$369.28



State of California  
**ASSET FORFEITURE REPORT - 2008**

*Table 3*

Admin Number	Docket Number	Amount Forfeited	Date Disbursed	Recipient	Amount Disbursed
				GENERAL FUND	\$886.26
				GLENDALE PD	\$2,400.28
				LAPA	\$36.93
07-0203		\$594.37	9/17/2008		
				DA OFFICE	\$59.42
				GENERAL FUND	\$142.65
				LAPA	\$5.95
				LOS ANGELES PD	\$386.35
07-0204	LA054919	\$1,804.53	3/10/2008		
				DA OFFICE	\$180.46
				GENERAL FUND	\$433.08
				LAPA	\$18.05
				LOS ANGELES PD	\$1,172.94
07-0205		\$1,282.55	3/10/2008		
				DA OFFICE	\$128.25
				GENERAL FUND	\$307.81
				LAPA	\$12.83
				LOS ANGELES PD	\$833.66
07-0207		\$1,099.44	6/2/2008		
				DA OFFICE	\$109.94
				GENERAL FUND	\$263.86
				LAPA	\$11.00
				LOS ANGELES CO SO	\$714.64
07-0208	BA317254	\$1,022.03	10/2/2008		
				DA OFFICE	\$102.21
				GENERAL FUND	\$245.29
				LAPA	\$10.22
				LOS ANGELES PD	\$664.31
07-0210		\$5,855.82	6/2/2008		
				DA OFFICE	\$585.58
				GENERAL FUND	\$1,405.39
				LAPA	\$58.56
				LOS ANGELES PD	\$3,806.29
07-0213	BS109938	\$42,868.28	7/18/2008		
				DA OFFICE	\$4,286.83
				GENERAL FUND	\$10,288.38
				LAPA	\$428.69
				REDONDO BEACH PD	\$27,864.38
07-0216		\$914.42	9/8/2008		
				DA OFFICE	\$91.44
				GENERAL FUND	\$219.46
				LAPA	\$9.15
				LOS ANGELES PD	\$594.37
07-0219	BA318097	\$298.70	7/18/2008		
				DA OFFICE	\$29.88
				GENERAL FUND	\$71.69
				LAPA	\$2.98





State of California  
**ASSET FORFEITURE REPORT - 2008**

*Table 3*

Docket Number	Amount Forfeited	Date Disbursed	Recipient	Amount Disbursed
07-0221	PA058669	\$1,181.13	11/19/2008	LOS ANGELES PD \$194.15
				DA OFFICE \$118.12
				GENERAL FUND \$283.47
				LAPA \$11.81
07-0227	YA067362	\$6,117.26	6/2/2008	LOS ANGELES PD \$767.73
				DA OFFICE \$611.72
				GENERAL FUND \$1,468.14
				INGLEWOOD PD \$3,976.23
				LAPA \$61.17
07-0230		\$8,556.61	3/10/2008	DA OFFICE \$855.66
				GENERAL FUND \$2,053.58
				LAPA \$85.57
				LOS ANGELES CO SO \$5,561.80
07-0232		\$22,450.75	3/10/2008	DA OFFICE \$2,245.07
				GENERAL FUND \$5,388.18
				LAPA \$224.51
				LOS ANGELES CO SO \$14,592.99
07-0233		\$3,699.90	2/11/2008	DA OFFICE \$369.99
				GENERAL FUND \$887.97
				LAPA \$37.00
				LOS ANGELES CO SO \$2,404.94
07-0235	LA055061	\$2,322.39	6/2/2008	DA OFFICE \$232.23
				GENERAL FUND \$557.37
				LAPA \$23.23
				LOS ANGELES PD \$1,509.56
07-0236		\$653.93	8/19/2008	DA OFFICE \$65.39
				GENERAL FUND \$156.94
				LAPA \$6.54
				LOS ANGELES PD \$425.06
07-0237		\$685.56	11/21/2008	DA OFFICE \$68.56
				GENERAL FUND \$164.54
				LAPA \$6.85
				LOS ANGELES PD \$445.61
07-0238		\$602.56	11/19/2008	DA OFFICE \$60.27
				GENERAL FUND \$144.61
				LAPA \$6.02
				LOS ANGELES PD \$391.66



State of California  
**ASSET FORFEITURE REPORT - 2008**

*Table 3*

Admin Number	Docket Number	Amount Forfeited	Date Disbursed	Recipient	Amount Disbursed
07-0241		\$962.82	3/10/2008	DA OFFICE	\$96.28
				GENERAL FUND	\$231.07
				LAPA	\$9.63
				LOS ANGELES PD	\$625.84
07-0244		\$7,720.91	6/2/2008	DA OFFICE	\$772.08
				GENERAL FUND	\$1,853.02
				LAPA	\$77.21
				LOS ANGELES PD	\$5,018.60
07-0245		\$827.23	3/10/2008	DA OFFICE	\$82.72
				GENERAL FUND	\$198.53
				LAPA	\$8.28
				LOS ANGELES PD	\$537.70
07-0246		\$569.05	9/8/2008	DA OFFICE	\$56.91
				GENERAL FUND	\$136.57
				LAPA	\$5.69
				LOS ANGELES PD	\$369.88
07-0247	SA063253	\$991.08	11/21/2008	DA OFFICE	\$99.11
				GENERAL FUND	\$237.86
				LAPA	\$9.91
				LOS ANGELES PD	\$644.20
07-0250	SA062127	\$1,479.75	3/10/2008	DA OFFICE	\$147.97
				GENERAL FUND	\$355.14
				LAPA	\$14.80
				SANTA MONICA PD	\$961.84
07-0253		\$3,009.93	9/8/2008	DA OFFICE	\$300.99
				GENERAL FUND	\$722.38
				LAPA	\$30.10
				LOS ANGELES PD	\$1,956.46
07-0254		\$2,311.47	6/2/2008	DA OFFICE	\$231.15
				GENERAL FUND	\$554.75
				LAPA	\$23.12
				LOS ANGELES PD	\$1,502.45
07-0255		\$550.77	8/1/2008	DA OFFICE	\$55.08
				GENERAL FUND	\$132.18
				LAPA	\$5.51
				LOS ANGELES PD	\$358.00
07-0263		\$5,027.77	3/10/2008	DA OFFICE	\$502.78



State of California  
**ASSET FORFEITURE REPORT - 2008**

*Table 3*

Admin Number	Docket Number	Amount Forfeited	Date Disbursed	Recipient	Amount Disbursed
				GENERAL FUND	\$1,206.66
				LAPA	\$50.28
				LOS ANGELES CO SO	\$3,268.05
07-0264		\$796.65	3/10/2008		
				DA OFFICE	\$79.65
				GENERAL FUND	\$191.20
				LAPA	\$7.97
				LOS ANGELES PD	\$517.83
07-0267		\$10,604.56	9/17/2008		
				DA OFFICE	\$1,060.46
				GENERAL FUND	\$2,545.09
				LA IMPACT - GROUP 1	\$6,892.96
				LAPA	\$106.05
07-0269		\$5,952.28	10/2/2008		
				DA OFFICE	\$595.23
				GENERAL FUND	\$1,428.54
				HAWTHORNE PD	\$3,868.98
				LAPA	\$59.53
07-0273	NA073658	\$5,466.39	7/18/2008		
				DA OFFICE	\$546.65
				GENERAL FUND	\$1,311.93
				LAPA	\$54.66
				LONG BEACH PD	\$3,553.15
07-0274	BA319114	\$3,924.49	9/8/2008		
				DA OFFICE	\$392.46
				GENERAL FUND	\$941.87
				LAPA	\$39.25
				LOS ANGELES CO SO	\$2,550.91
07-0277	BA309584	\$3,784.65	9/8/2008		
				DA OFFICE	\$378.46
				GENERAL FUND	\$908.32
				LA IMPACT - GROUP 1	\$2,460.02
				LAPA	\$37.85
07-0282	BS108114	\$754,883.75	2/11/2008		
				DA OFFICE	\$75,488.41
				GENERAL FUND	\$181,172.10
				LAPA	\$7,548.84
				LOS ANGELES CO SO	\$490,674.40
07-0286		\$453.96	9/8/2008		
				DA OFFICE	\$45.39
				GENERAL FUND	\$108.95
				LAPA	\$4.54
				LOS ANGELES PD	\$295.08
07-0291		\$1,870.24	6/2/2008		
				DA OFFICE	\$187.02
				GENERAL FUND	\$448.86
				LAPA	\$18.70



State of California  
**ASSET FORFEITURE REPORT - 2008**

*Table 3*

Admin Number	Docket Number	Amount Forfeited	Date Disbursed	Recipient	Amount Disbursed
07-0294		\$7,325.78	11/21/2008	LOS ANGELES PD	\$1,215.66
				DA OFFICE	\$732.57
				GENERAL FUND	\$1,758.19
				LAPA	\$73.26
07-0295	TA089343	\$4,895.50	10/2/2008	LOS ANGELES PD	\$4,761.76
				DA OFFICE	\$489.56
				GENERAL FUND	\$1,174.92
				LAPA	\$48.95
				LOS ANGELES PD	\$3,182.07
07-0300		\$14,099.43	6/25/2008	DA OFFICE	\$1,409.94
				GENERAL FUND	\$3,383.86
				LAPA	\$141.00
				LOS ANGELES PD	\$9,164.63
07-0301		\$1,645.94	8/1/2008	DA OFFICE	\$164.60
				GENERAL FUND	\$395.02
				LAPA	\$16.46
				LOS ANGELES PD	\$1,069.86
07-0303		\$7,888.92	6/25/2008	DA OFFICE	\$788.89
				GENERAL FUND	\$1,893.34
				LAPA	\$78.89
				LOS ANGELES PD	\$5,127.80
07-0304		\$4,528.20	11/21/2008	DA OFFICE	\$452.82
				GENERAL FUND	\$1,086.77
				LAPA	\$45.28
				LOS ANGELES PD	\$2,943.33
07-0306		\$9,508.65	10/22/2008	DA OFFICE	\$950.87
				GENERAL FUND	\$2,282.07
				LAPA	\$95.09
				LONG BEACH PD	\$6,180.62
07-0307		\$1,324.39	9/8/2008	DA OFFICE	\$132.43
				GENERAL FUND	\$317.85
				LAPA	\$13.25
				LONG BEACH PD	\$860.86
07-0308	VA099956	\$1,224.92	10/22/2008	DA OFFICE	\$122.49
				GENERAL FUND	\$293.98
				LAPA	\$12.25
				WHITTIER PD	\$796.20



State of California  
**ASSET FORFEITURE REPORT - 2008**

*Table 3*

Admin Number	Docket Number	Amount Forfeited	Date Disbursed	Recipient	Amount Disbursed
07-0309		\$12,957.10	8/19/2008	DA OFFICE	\$1,295.72
				GENERAL FUND	\$3,109.70
				LAPA	\$129.57
				LOS ANGELES PD	\$8,422.11
07-0311		\$651.43	11/19/2008	DA OFFICE	\$65.15
				GENERAL FUND	\$156.34
				LAPA	\$6.51
				LOS ANGELES PD	\$423.43
07-0314		\$1,091.06	8/19/2008	DA OFFICE	\$109.10
				GENERAL FUND	\$261.85
				LAPA	\$10.91
				SOUTH GATE PD	\$709.20
07-0316		\$1,489.44	6/2/2008	DA OFFICE	\$148.94
				GENERAL FUND	\$357.46
				LAPA	\$14.90
				LOS ANGELES PD	\$968.14
07-0317		\$2,964.13	8/1/2008	DA OFFICE	\$296.41
				GENERAL FUND	\$711.39
				LAPA	\$29.64
				LOS ANGELES PD	\$1,926.69
07-0319		\$828.86	8/19/2008	DA OFFICE	\$82.89
				GENERAL FUND	\$198.92
				LAPA	\$8.29
				LOS ANGELES PD	\$538.76
07-0320	PA058786	\$2,266.71	4/24/2008	DA OFFICE	\$226.66
				GENERAL FUND	\$544.01
				LAPA	\$22.67
				LOS ANGELES PD	\$1,473.37
07-0324		\$14,847.69	9/8/2008	ALHAMBRA PD	\$9,651.00
				DA OFFICE	\$1,484.76
				GENERAL FUND	\$3,563.45
				LAPA	\$148.48
07-0330		\$2,725.02	6/2/2008	DA OFFICE	\$272.51
				DA OFFICE	\$1,771.26
				GENERAL FUND	\$654.00
				LAPA	\$27.25
07-0331		\$5,178.20	11/19/2008	DA OFFICE	\$517.82



State of California  
**ASSET FORFEITURE REPORT - 2008**

*Table 3*

Admin Number	Docket Number	Amount Forfeited	Date Disbursed	Recipient	Amount Disbursed
				GENERAL FUND	\$1,242.77
				LAPA	\$51.78
				POMONA PD	\$3,365.83
07-0332		\$16,210.70	11/19/2008		
				DA OFFICE	\$1,621.07
				GENERAL FUND	\$3,890.57
				LAPA	\$162.11
				TORRANCE PD	\$10,536.95
07-0334	BS110366	\$49,963.49	5/20/2008		
				CULVER CITY PD	\$32,476.27
				DA OFFICE	\$4,996.35
				GENERAL FUND	\$11,991.24
				LAPA	\$499.63
07-0337		\$896.85	9/8/2008		
				DA OFFICE	\$89.68
				GENERAL FUND	\$215.25
				LAPA	\$8.97
				LOS ANGELES PD	\$582.95
07-0339	LA055164	\$246.12	11/19/2008		
				DA OFFICE	\$24.62
				GENERAL FUND	\$59.06
				LAPA	\$2.47
				LOS ANGELES PD	\$159.97
07-0340		\$2,780.04	8/19/2008		
				DA OFFICE	\$278.01
				GENERAL FUND	\$667.21
				LAPA	\$27.80
				LOS ANGELES PD	\$1,807.02
07-0341		\$1,214.85	11/19/2008		
				DA OFFICE	\$121.49
				GENERAL FUND	\$291.56
				LAPA	\$12.15
				LOS ANGELES PD	\$789.65
07-0344		\$2,255.23	4/28/2008		
				DA OFFICE	\$225.53
				GENERAL FUND	\$541.25
				LAPA	\$22.56
				LOS ANGELES PD	\$1,465.89
07-0348		\$4,189.04	8/19/2008		
				DA OFFICE	\$418.90
				GENERAL FUND	\$1,005.37
				LAPA	\$41.89
				LOS ANGELES CO SO	\$2,722.88
07-0349	BS108360	\$61,949.65	6/16/2008		
				DA OFFICE	\$6,194.96
				GENERAL FUND	\$14,867.92
				LAPA	\$619.50



State of California  
**ASSET FORFEITURE REPORT - 2008**

*Table 3*

Admin Number	Docket Number	Amount Forfeited	Date Disbursed	Recipient	Amount Disbursed
07-0350		\$2,546.44	6/2/2008	LOS ANGELES PD	\$40,267.27
				DA OFFICE	\$254.65
				GENERAL FUND	\$611.14
				LAPA	\$25.46
07-0352		\$1,784.79	2/11/2008	LOS ANGELES PD	\$1,655.19
				DA OFFICE	\$178.47
				GENERAL FUND	\$428.35
				LAPA	\$17.85
07-0354	NA072146	\$1,833.41	7/3/2008	LOS ANGELES PD	\$1,160.12
				DA OFFICE	\$183.34
				GENERAL FUND	\$440.02
				LAPA	\$18.33
07-0357		\$2,065.65	11/19/2008	LONG BEACH PD	\$1,191.72
				DA OFFICE	\$206.56
				GENERAL FUND	\$495.76
				LAPA	\$20.66
07-0358		\$5,876.15	9/17/2008	MAYWOOD PD	\$1,342.67
				DA OFFICE	\$587.61
				GENERAL FUND	\$1,410.28
				LAPA	\$58.76
07-0359	BS112169	\$27,250.90	3/18/2008	MAYWOOD PD	\$3,819.50
				DA OFFICE	\$2,725.08
				GENERAL FUND	\$6,540.22
				LAPA	\$272.51
07-0360		\$2,631.74	6/2/2008	PLACENTIA PD	\$17,713.09
				DA OFFICE	\$263.18
				GENERAL FUND	\$631.62
				LAPA	\$26.31
07-0364		\$1,745.20	6/2/2008	PLACENTIA PD	\$1,710.63
				DA OFFICE	\$174.52
				GENERAL FUND	\$418.85
				LAPA	\$17.45
07-0365		\$1,278.20	9/8/2008	LOS ANGELES PD	\$1,134.38
				DA OFFICE	\$127.82
				GENERAL FUND	\$306.77
				LAPA	\$12.78
				LOS ANGELES PD	\$830.83



State of California  
**ASSET FORFEITURE REPORT - 2008**

*Table 3*

Admin Number	Docket Number	Amount Forfeited	Date Disbursed	Recipient	Amount Disbursed
07-0366		\$15,102.70	6/2/2008	DA OFFICE	\$1,510.26
				GENERAL FUND	\$3,624.65
				LAPA	\$151.03
				LOS ANGELES PD	\$9,816.76
07-0367		\$923.74	8/19/2008	DA OFFICE	\$92.36
				GENERAL FUND	\$221.70
				LAPA	\$9.24
				LOS ANGELES PD	\$600.44
07-0368		\$1,074.06	6/16/2008	DA OFFICE	\$107.41
				GENERAL FUND	\$257.77
				LAPA	\$10.74
				LOS ANGELES PD	\$698.14
07-0369		\$3,086.21	6/2/2008	DA OFFICE	\$308.61
				GENERAL FUND	\$740.69
				LAPA	\$30.87
				LOS ANGELES PD	\$2,006.04
07-0370	LA053844	\$1,419.22	2/11/2008	BURBANK PD	\$922.49
				DA OFFICE	\$141.93
				GENERAL FUND	\$340.61
				LAPA	\$14.19
07-0371		\$10,623.91	6/2/2008	BURBANK PD	\$6,905.55
				DA OFFICE	\$1,062.38
				GENERAL FUND	\$2,549.74
				LAPA	\$106.24
07-0372		\$2,924.77	6/2/2008	BURBANK PD	\$1,901.10
				DA OFFICE	\$292.48
				GENERAL FUND	\$701.95
				LAPA	\$29.24
07-0373		\$22,331.77	6/2/2008	BURBANK PD	\$14,515.65
				DA OFFICE	\$2,233.18
				GENERAL FUND	\$5,359.62
				LAPA	\$223.32
07-0374		\$18,146.12	9/8/2008	DA OFFICE	\$1,814.62
				GENERAL FUND	\$4,355.07
				LAPA	\$181.46
				LOS ANGELES PD	\$11,794.97
07-0377		\$1,285.94	5/20/2008	BURBANK PD	\$835.86





State of California  
**ASSET FORFEITURE REPORT - 2008**

*Table 3*

Admin Number	Docket Number	Amount Forfeited	Date Disbursed	Recipient	Amount Disbursed
				DA OFFICE	\$128.60
				GENERAL FUND	\$308.62
				LAPA	\$12.86
07-0381		\$820.32	12/16/2008		
				CULVER CITY PD	\$533.21
				DA OFFICE	\$82.03
				GENERAL FUND	\$196.88
				LAPA	\$8.20
07-0382		\$582.58	11/19/2008		
				DA OFFICE	\$58.27
				GENERAL FUND	\$139.82
				LAPA	\$5.82
				LOS ANGELES PD	\$378.67
07-0384		\$3,146.19	11/19/2008		
				BURBANK PD	\$2,045.02
				DA OFFICE	\$314.62
				GENERAL FUND	\$755.09
				LAPA	\$31.46
07-0385	BA319666	\$1,319.54	11/19/2008		
				DA OFFICE	\$131.95
				GENERAL FUND	\$316.69
				LAPA	\$13.20
				SOUTH GATE PD	\$857.70
07-0386		\$77,971.57	1/4/2008		
				DA OFFICE	\$7,797.15
				GENERAL FUND	\$18,713.18
				LAPA	\$779.72
				MAYWOOD PD	\$50,681.52
07-0387		\$2,099.80	2/11/2008		
				DA OFFICE	\$209.99
				GENERAL FUND	\$503.95
				LAPA	\$20.99
				SOUTH GATE PD	\$1,364.87
07-0388		\$1,070.73	8/19/2008		
				DA OFFICE	\$107.07
				GENERAL FUND	\$256.97
				LAPA	\$10.71
				REDONDO BEACH PD	\$695.98
07-0389		\$6,861.01	9/8/2008		
				DA OFFICE	\$686.10
				GENERAL FUND	\$1,646.64
				LAPA	\$68.61
				TORRANCE PD	\$4,459.66
07-0391		\$2,996.04	6/25/2008		
				DA OFFICE	\$299.60
				GENERAL FUND	\$719.05
				LAPA	\$29.96



State of California  
**ASSET FORFEITURE REPORT - 2008**

*Table 3*

Admin Number	Docket Number	Amount Forfeited	Date Disbursed	Recipient	Amount Disbursed
07-0392	BS108519	\$82,950.20	3/18/2008	LOS ANGELES PD	\$1,947.43
				DA OFFICE	\$8,295.02
				GENERAL FUND	\$19,908.05
				LAPA	\$829.50
07-0394		\$593.77	6/2/2008	PASADENA PD	\$53,917.63
				DA OFFICE	\$59.38
				GENERAL FUND	\$142.50
				LAPA	\$5.94
07-0395		\$597.11	10/22/2008	LOS ANGELES PD	\$385.95
				DA OFFICE	\$59.72
				GENERAL FUND	\$143.30
				LAPA	\$5.97
07-0396		\$899.42	6/2/2008	LOS ANGELES PD	\$388.12
				DA OFFICE	\$89.93
				GENERAL FUND	\$215.86
				LAPA	\$9.00
07-0400	TA072600	\$4,414.36	6/2/2008	LOS ANGELES PD	\$584.63
				DA OFFICE	\$441.43
				GENERAL FUND	\$1,059.44
				LAPA	\$44.15
07-0410		\$790.26	6/2/2008	SOUTH GATE PD	\$2,869.34
				DA OFFICE	\$79.03
				GENERAL FUND	\$189.66
				LAPA	\$7.90
07-0411		\$562.58	6/2/2008	LOS ANGELES PD	\$513.67
				DA OFFICE	\$56.25
				GENERAL FUND	\$135.02
				LAPA	\$5.63
07-0412	BA321250	\$9,665.63	9/8/2008	LOS ANGELES PD	\$365.68
				DA OFFICE	\$966.56
				GENERAL FUND	\$2,319.75
				LAPA	\$96.66
07-0413		\$11,851.76	8/19/2008	LOS ANGELES PD	\$6,282.66
				DA OFFICE	\$1,185.18
				GENERAL FUND	\$2,844.42
				LAPA	\$118.52
				LOS ANGELES PD	\$7,703.64



State of California  
**ASSET FORFEITURE REPORT - 2008**

*Table 3*

Admin Number	Docket Number	Amount Forfeited	Date Disbursed	Recipient	Amount Disbursed
07-0415		\$705.99	8/19/2008	DA OFFICE	\$70.59
				GENERAL FUND	\$169.44
				LAPA	\$7.06
				LOS ANGELES PD	\$458.90
07-0418		\$1,216.55	10/22/2008	DA OFFICE	\$121.65
				GENERAL FUND	\$291.97
				LAPA	\$12.17
				REDONDO BEACH PD	\$790.76
07-0419	BS108756	\$196,769.94	1/4/2008	DA OFFICE	\$19,676.95
				GENERAL FUND	\$47,224.79
				LAPA	\$1,967.70
				LOS ANGELES PD	\$127,900.50
07-0420		\$4,502.93	11/19/2008	DA OFFICE	\$450.29
				GENERAL FUND	\$1,080.71
				LAPA	\$45.03
				WHITTIER PD	\$2,926.90
07-0421		\$9,382.16	7/18/2008	DA OFFICE	\$938.23
				GENERAL FUND	\$2,251.71
				LAPA	\$93.82
				LONG BEACH PD	\$6,098.40
07-0423		\$4,302.08	11/21/2008	DA OFFICE	\$430.20
				GENERAL FUND	\$1,032.50
				LAPA	\$43.02
				SANTA MONICA PD	\$2,796.36
07-0424		\$16,813.90	6/2/2008	DA OFFICE	\$1,681.39
				GENERAL FUND	\$4,035.33
				HAWTHORNE PD	\$10,929.04
				LAPA	\$168.14
07-0427		\$929.32	11/19/2008	DA OFFICE	\$92.93
				GENERAL FUND	\$223.04
				LAPA	\$9.29
				SANTA MONICA PD	\$604.06
07-0428	KA078620	\$3,174.70	4/28/2008	DA OFFICE	\$317.47
				GENERAL FUND	\$761.93
				LAPA	\$31.75
				POMONA PD	\$2,063.55
07-0430		\$2,815.45	9/8/2008	DA OFFICE	\$281.54



State of California  
**ASSET FORFEITURE REPORT - 2008**

*Table 3*

Admin Number	Docket Number	Amount Forfeited	Date Disbursed	Recipient	Amount Disbursed
				GENERAL FUND	\$675.71
				LAPA	\$28.16
				SAN BERNARDINO CO SO	\$1,830.04
07-0435		\$2,803.96	8/19/2008		
				DA OFFICE	\$280.39
				GENERAL FUND	\$672.95
				LAPA	\$28.04
				LOS ANGELES PD	\$1,822.58
07-0436	PA059044	\$2,298.64	12/16/2008		
				DA OFFICE	\$229.87
				GENERAL FUND	\$551.67
				LAPA	\$22.99
				LOS ANGELES PD	\$1,494.11
07-0437		\$7,085.85	9/8/2008		
				DA OFFICE	\$708.58
				GENERAL FUND	\$1,700.61
				LAPA	\$70.86
				LOS ANGELES CO SO	\$4,605.80
07-0438		\$7,914.27	9/8/2008		
				DA OFFICE	\$791.43
				GENERAL FUND	\$1,899.42
				LAPA	\$79.14
				LOS ANGELES CO SO	\$5,144.28
07-0439		\$11,197.39	6/2/2008		
				DA OFFICE	\$1,119.74
				GENERAL FUND	\$2,687.37
				LAPA	\$111.98
				LOS ANGELES CO SO	\$7,278.30
07-0441		\$3,128.84	6/2/2008		
				DA OFFICE	\$312.89
				GENERAL FUND	\$750.92
				LAPA	\$31.29
				LOS ANGELES PD	\$2,033.74
07-0442		\$5,088.27	8/19/2008		
				DA OFFICE	\$508.83
				GENERAL FUND	\$1,221.18
				LAPA	\$50.88
				LOS ANGELES PD	\$3,307.38
07-0447		\$860.16	9/8/2008		
				DA OFFICE	\$86.02
				GENERAL FUND	\$206.44
				LAPA	\$8.60
				LOS ANGELES PD	\$559.10
07-0449		\$834.96	6/2/2008		
				DA OFFICE	\$83.49
				GENERAL FUND	\$200.39
				LAPA	\$8.35



State of California  
**ASSET FORFEITURE REPORT - 2008**

*Table 3*

Admin Number	Docket Number	Amount Forfeited	Date Disbursed	Recipient	Amount Disbursed
07-0450		\$920.39	1/4/2008	LOS ANGELES PD	\$542.73
				DA OFFICE	\$92.03
				GENERAL FUND	\$220.89
				LAPA	\$9.21
07-0451		\$1,354.77	6/2/2008	LOS ANGELES PD	\$598.26
				DA OFFICE	\$135.47
				GENERAL FUND	\$325.14
				LAPA	\$13.55
07-0452		\$762.06	6/2/2008	LOS ANGELES PD	\$880.61
				DA OFFICE	\$76.21
				GENERAL FUND	\$182.89
				LAPA	\$7.62
07-0453	PA058986	\$4,523.13	3/10/2008	LOS ANGELES PD	\$495.34
				DA OFFICE	\$452.31
				GENERAL FUND	\$1,085.55
				LAPA	\$45.23
07-0456		\$5,895.80	8/19/2008	LOS ANGELES PD	\$2,940.04
				DA OFFICE	\$589.57
				GENERAL FUND	\$1,414.99
				LAPA	\$58.96
07-0458		\$8,049.04	6/2/2008	LONG BEACH PD	\$3,832.28
				DA OFFICE	\$804.91
				GENERAL FUND	\$1,931.77
				LAPA	\$80.49
07-0460		\$5,814.32	6/2/2008	LONG BEACH PD	\$5,231.87
				DA OFFICE	\$581.43
				GENERAL FUND	\$1,395.44
				LAPA	\$58.14
07-0461	GA069535	\$3,012.51	1/28/2008	LOS ANGELES CO SO	\$3,779.31
				DA OFFICE	\$301.24
				GENERAL FUND	\$723.00
				LAPA	\$30.13
07-0462		\$12,358.21	11/19/2008	LOS ANGELES CO SO	\$1,958.14
				DA OFFICE	\$1,235.82
				GENERAL FUND	\$2,965.97
				LAPA	\$123.58
				LOS ANGELES CO SO	\$8,032.84



State of California  
**ASSET FORFEITURE REPORT - 2008**

*Table 3*

Admin Number	Docket Number	Amount Forfeited	Date Disbursed	Recipient	Amount Disbursed
07-0463		\$10,499.70	11/21/2008	DA OFFICE	\$1,049.96
				GENERAL FUND	\$2,519.93
				LAPA	\$105.00
				LOS ANGELES PD	\$6,824.81
07-0464		\$594.81	6/2/2008	DA OFFICE	\$59.48
				GENERAL FUND	\$142.75
				LAPA	\$5.95
				LOS ANGELES PD	\$386.63
07-0466		\$1,026.25	6/2/2008	DA OFFICE	\$102.62
				GENERAL FUND	\$246.30
				LAPA	\$10.26
				LOS ANGELES PD	\$667.07
07-0467		\$677.98	6/2/2008	DA OFFICE	\$67.80
				GENERAL FUND	\$162.71
				LAPA	\$6.78
				LOS ANGELES PD	\$440.69
07-0468	BA319919	\$650.65	6/16/2008	DA OFFICE	\$65.06
				GENERAL FUND	\$156.15
				LAPA	\$6.51
				LOS ANGELES PD	\$422.93
07-0469		\$3,011.14	7/23/2008	DA OFFICE	\$301.11
				GENERAL FUND	\$722.67
				LAPA	\$30.12
				LOS ANGELES PD	\$1,957.24
07-0474		\$12,434.62	10/22/2008	DA OFFICE	\$1,243.46
				GENERAL FUND	\$2,984.31
				LAPA	\$124.34
				LOS ANGELES PD	\$8,082.51
07-0476		\$1,462.89	8/19/2008	DA OFFICE	\$146.29
				GENERAL FUND	\$351.09
				LAPA	\$14.63
				LOS ANGELES PD	\$950.88
07-0478		\$3,078.38	10/22/2008	DA OFFICE	\$307.84
				GENERAL FUND	\$738.81
				LAPA	\$30.78
				LONG BEACH PD	\$2,000.95
07-0480	NA073258	\$4,742.77	7/18/2008	DA OFFICE	\$474.27



State of California  
**ASSET FORFEITURE REPORT - 2008**

*Table 3*

Admin Number	Docket Number	Amount Forfeited	Date Disbursed	Recipient	Amount Disbursed
				GENERAL FUND	\$1,138.26
				LAPA	\$47.43
				LONG BEACH PD	\$3,082.81
07-0481		\$1,435.89	7/18/2008		
				DA OFFICE	\$143.59
				GENERAL FUND	\$344.61
				LAPA	\$14.36
				LONG BEACH PD	\$933.33
07-0482		\$895.86	7/18/2008		
				DA OFFICE	\$89.58
				GENERAL FUND	\$215.01
				LAPA	\$8.96
				LONG BEACH PD	\$582.31
07-0484		\$22,978.98	8/1/2008		
				DA OFFICE	\$2,297.89
				GENERAL FUND	\$5,514.96
				LAPA	\$229.79
				LOS ANGELES PD	\$14,936.34
07-0485	BA322000	\$735.10	8/1/2008		
				DA OFFICE	\$73.51
				GENERAL FUND	\$176.42
				LAPA	\$7.35
				LOS ANGELES PD	\$477.82
07-0487		\$781.74	8/1/2008		
				DA OFFICE	\$78.17
				GENERAL FUND	\$187.62
				LAPA	\$7.82
				LONG BEACH PD	\$508.13
07-0490		\$550.00	10/22/2008		
				DA OFFICE	\$55.00
				GENERAL FUND	\$132.00
				LAPA	\$5.50
				LONG BEACH PD	\$357.50
07-0491		\$3,268.60	11/21/2008		
				DA OFFICE	\$326.86
				GENERAL FUND	\$784.46
				GLENDALE PD	\$2,124.59
				LAPA	\$32.69
07-0492		\$1,416.07	1/18/2008		
				DA OFFICE	\$141.60
				GENERAL FUND	\$339.86
				GLENDALE PD	\$920.45
				LAPA	\$14.16
07-0496		\$971.54	9/17/2008		
				DA OFFICE	\$97.16
				GENERAL FUND	\$233.17
				LAPA	\$9.71



State of California  
**ASSET FORFEITURE REPORT - 2008**

*Table 3*

Admin Number	Docket Number	Amount Forfeited	Date Disbursed	Recipient	Amount Disbursed
07-0497		\$6,637.08	6/2/2008	LOS ANGELES PD	\$631.50
				DA OFFICE	\$663.70
				GENERAL FUND	\$1,592.90
				LAPA	\$66.37
07-0499		\$6,048.79	9/8/2008	LOS ANGELES PD	\$4,314.11
				DA OFFICE	\$604.87
				GENERAL FUND	\$1,451.71
				LAPA	\$60.49
07-0500		\$9,130.72	8/1/2008	LOS ANGELES CO SO	\$3,931.72
				DA OFFICE	\$913.07
				GENERAL FUND	\$2,191.37
				LAPA	\$91.31
07-0502		\$4,349.58	10/22/2008	LOS ANGELES CO SO	\$5,934.97
				DA OFFICE	\$434.96
				GENERAL FUND	\$1,043.90
				LAPA	\$43.49
07-0503		\$761.55	11/21/2008	LOS ANGELES PD	\$2,827.23
				DA OFFICE	\$76.16
				GENERAL FUND	\$182.77
				LAPA	\$7.62
07-0504	BA321598	\$497.96	4/11/2008	LONG BEACH PD	\$495.00
				DA OFFICE	\$49.80
				GENERAL FUND	\$119.51
				LAPA	\$4.98
07-0505		\$965.12	4/11/2008	LOS ANGELES PD	\$323.67
				DA OFFICE	\$96.53
				GENERAL FUND	\$231.62
				LAPA	\$9.65
07-0506		\$797.73	7/18/2008	LOS ANGELES PD	\$627.32
				DA OFFICE	\$79.78
				GENERAL FUND	\$191.45
				LAPA	\$7.98
07-0507		\$6,231.22	10/22/2008	LONG BEACH PD	\$518.52
				DA OFFICE	\$623.12
				GENERAL FUND	\$1,495.49
				IRWINDALE PD	\$4,050.30
				LAPA	\$62.31





State of California  
**ASSET FORFEITURE REPORT - 2008**

*Table 3*

Admin Number	Docket Number	Amount Forfeited	Date Disbursed	Recipient	Amount Disbursed
07-0508		\$769.59	8/1/2008	DA OFFICE	\$76.95
				GENERAL FUND	\$184.70
				LAPA	\$7.70
				LONG BEACH PD	\$500.24
07-0509		\$1,039.65	8/19/2008	DA OFFICE	\$104.00
				GENERAL FUND	\$249.50
				LAPA	\$10.40
				LONG BEACH PD	\$675.75
07-0510		\$751.33	8/1/2008	DA OFFICE	\$75.13
				GENERAL FUND	\$180.32
				LAPA	\$7.52
				LONG BEACH PD	\$488.36
07-0511	NA072090	\$653.93	4/11/2008	DA OFFICE	\$65.39
				GENERAL FUND	\$156.94
				LAPA	\$6.54
				LONG BEACH PD	\$425.06
07-0512		\$11,938.36	11/21/2008	BEVERLY HILLS PD	\$7,759.94
				DA OFFICE	\$1,193.83
				GENERAL FUND	\$2,865.21
				LAPA	\$119.38
07-0514		\$903.67	4/11/2008	DA OFFICE	\$90.36
				GENERAL FUND	\$216.88
				LAPA	\$9.04
				LOS ANGELES PD	\$587.39
07-0516		\$528.30	10/22/2008	DA OFFICE	\$52.84
				GENERAL FUND	\$126.79
				LAPA	\$5.28
				LOS ANGELES PD	\$343.39
07-0517		\$1,893.75	8/19/2008	DA OFFICE	\$189.37
				GENERAL FUND	\$454.50
				LAPA	\$18.94
				LOS ANGELES PD	\$1,230.94
07-0523		\$549.82	11/19/2008	DA OFFICE	\$54.98
				GENERAL FUND	\$131.96
				LAPA	\$5.50
				LOS ANGELES PD	\$357.38
07-0524		\$620.61	8/19/2008	DA OFFICE	\$62.07



State of California  
**ASSET FORFEITURE REPORT - 2008**

*Table 3*

Admin Number	Docket Number	Amount Forfeited	Date Disbursed	Recipient	Amount Disbursed
				GENERAL FUND	\$148.95
				LAPA	\$6.20
				LONG BEACH PD	\$403.39
07-0526		\$18,917.28	9/8/2008		
				DA OFFICE	\$1,891.73
				GENERAL FUND	\$4,540.15
				LAPA	\$189.17
				LONG BEACH PD	\$12,296.23
07-0527		\$906.90	2/11/2008		
				DA OFFICE	\$90.69
				GENERAL FUND	\$217.65
				LAPA	\$9.07
				LONG BEACH PD	\$589.49
07-0530		\$868.20	8/19/2008		
				DA OFFICE	\$86.81
				GENERAL FUND	\$208.37
				LAPA	\$8.68
				LONG BEACH PD	\$564.34
07-0531		\$534.66	12/16/2008		
				DA OFFICE	\$53.46
				GENERAL FUND	\$128.32
				LAPA	\$5.35
				LONG BEACH PD	\$347.53
07-0533	NA074130	\$632.40	11/21/2008		
				DA OFFICE	\$63.24
				GENERAL FUND	\$151.77
				LAPA	\$6.33
				LONG BEACH PD	\$411.06
07-0534		\$1,146.57	9/8/2008		
				DA OFFICE	\$114.66
				GENERAL FUND	\$275.18
				LA IMPACT - GROUP 1	\$745.27
				LAPA	\$11.46
07-0535		\$572.90	8/1/2008		
				DA OFFICE	\$57.29
				GENERAL FUND	\$137.49
				LAPA	\$5.73
				LONG BEACH PD	\$372.39
07-0537		\$4,058.11	8/19/2008		
				DA OFFICE	\$405.82
				GENERAL FUND	\$973.94
				LAPA	\$40.58
				LOS ANGELES CO SO	\$2,637.77
07-0539		\$995.98	8/19/2008		
				DA OFFICE	\$99.60
				GENERAL FUND	\$239.03
				LAPA	\$9.96



**State of California**  
**ASSET FORFEITURE REPORT - 2008**

*Table 3*

<b>Admin Number</b>	<b>Docket Number</b>	<b>Amount Forfeited</b>	<b>Date Disbursed</b>	<b>Recipient</b>	<b>Amount Disbursed</b>
07-0541	NA069462	\$367.94	1/4/2008	LOS ANGELES PD	\$647.39
				DA OFFICE	\$36.80
				GENERAL FUND	\$88.30
				LAPA	\$3.68
07-0544		\$607.57	9/8/2008	LONG BEACH PD	\$239.16
				DA OFFICE	\$60.74
				GENERAL FUND	\$145.82
				LAPA	\$6.08
07-0545		\$756.24	8/19/2008	LONG BEACH PD	\$394.93
				DA OFFICE	\$75.62
				GENERAL FUND	\$181.50
				LAPA	\$7.56
07-0547		\$24,687.18	10/22/2008	LOS ANGELES PD	\$491.56
				DA OFFICE	\$2,468.73
				GENERAL FUND	\$5,924.92
				LAPA	\$246.87
07-0553		\$675.87	9/8/2008	LOS ANGELES CO SO	\$16,046.66
				DA OFFICE	\$67.58
				GENERAL FUND	\$162.21
				LAPA	\$6.76
07-0557	BA301640	\$1,780.28	12/16/2008	LONG BEACH PD	\$439.32
				DA OFFICE	\$178.03
				GENERAL FUND	\$427.27
				LAPA	\$17.80
07-0561		\$2,264.74	8/1/2008	LONG BEACH PD	\$1,157.18
				DA OFFICE	\$226.47
				GENERAL FUND	\$543.54
				LAPA	\$22.65
07-0562		\$787.40	11/21/2008	LONG BEACH PD	\$1,472.08
				DA OFFICE	\$78.74
				GENERAL FUND	\$188.97
				LAPA	\$7.88
07-0564		\$10,419.45	8/19/2008	LONG BEACH PD	\$511.81
				DA OFFICE	\$1,041.93
				GENERAL FUND	\$2,500.67
				LAPA	\$104.20
				POMONA PD	\$6,772.65



State of California  
**ASSET FORFEITURE REPORT - 2008**

*Table 3*

Admin Number	Docket Number	Amount Forfeited	Date Disbursed	Recipient	Amount Disbursed
07-0565		\$1,160.88	9/8/2008	DA OFFICE	\$116.08
				GENERAL FUND	\$278.61
				LAPA	\$11.61
				LOS ANGELES PD	\$754.58
07-0566		\$643.03	9/8/2008	DA OFFICE	\$64.30
				GENERAL FUND	\$154.33
				LAPA	\$6.43
				LOS ANGELES PD	\$417.97
07-0570		\$11,635.94	9/8/2008	DA OFFICE	\$1,163.60
				GENERAL FUND	\$2,792.62
				HAWTHORNE PD	\$7,563.36
				LAPA	\$116.36
07-0572		\$1,052.94	12/16/2008	DA OFFICE	\$105.29
				GENERAL FUND	\$252.71
				LAPA	\$10.53
				LOS ANGELES PD	\$684.41
07-0574		\$19,151.78	8/19/2008	DA OFFICE	\$1,915.18
				GENERAL FUND	\$4,596.42
				LAPA	\$191.52
				LOS ANGELES CO SO	\$12,448.66
07-0575		\$6,234.20	12/16/2008	DA OFFICE	\$623.43
				GENERAL FUND	\$1,496.21
				LA IMPACT - GROUP 1	\$4,052.22
				LAPA	\$62.34
07-0576		\$837.71	9/8/2008	DA OFFICE	\$83.77
				GENERAL FUND	\$201.05
				LAPA	\$8.38
				MONTEBELLO PD	\$544.51
07-0581		\$1,920.39	8/19/2008	CHP-SOUTHERN DIV	\$1,248.26
				DA OFFICE	\$192.04
				GENERAL FUND	\$460.89
				LAPA	\$19.20
07-0582	BA323390	\$826.88	9/8/2008	DA OFFICE	\$82.68
				GENERAL FUND	\$198.45
				LAPA	\$8.27
				LOS ANGELES PD	\$537.48
07-0583		\$706.86	9/8/2008	DA OFFICE	\$70.69



State of California  
**ASSET FORFEITURE REPORT - 2008**

*Table 3*

Admin Number	Docket Number	Amount Forfeited	Date Disbursed	Recipient	Amount Disbursed
				GENERAL FUND	\$169.64
				LAPA	\$7.07
				LOS ANGELES PD	\$459.46
07-0584		\$5,407.74	10/22/2008		
				DA OFFICE	\$540.77
				GENERAL FUND	\$1,297.86
				LAPA	\$54.08
				LOS ANGELES PD	\$3,515.03
07-0585		\$2,548.50	10/22/2008		
				DA OFFICE	\$254.86
				GENERAL FUND	\$611.64
				LAPA	\$25.48
				LOS ANGELES PD	\$1,656.52
07-0589		\$652.87	9/8/2008		
				DA OFFICE	\$65.29
				GENERAL FUND	\$156.69
				LAPA	\$6.53
				LOS ANGELES PD	\$424.36
07-0592		\$749.96	8/19/2008		
				DA OFFICE	\$74.99
				GENERAL FUND	\$179.99
				LAPA	\$7.50
				LOS ANGELES PD	\$487.48
07-0595		\$2,103.48	4/11/2008		
				DA OFFICE	\$210.34
				GENERAL FUND	\$504.83
				HUNTINGTON PARK PD	\$1,367.27
				LAPA	\$21.04
07-0597		\$1,181.16	8/19/2008		
				DA OFFICE	\$118.11
				GENERAL FUND	\$283.48
				LAPA	\$11.81
				LOS ANGELES PD	\$767.76
07-0598		\$1,336.46	8/19/2008		
				DA OFFICE	\$133.63
				GENERAL FUND	\$320.75
				LAPA	\$13.37
				LOS ANGELES PD	\$868.71
07-0601		\$1,417.75	9/8/2008		
				CYPRESS PD	\$921.54
				DA OFFICE	\$141.77
				GENERAL FUND	\$340.26
				LAPA	\$14.18
07-0604		\$5,308.85	8/1/2008		
				DA OFFICE	\$530.88
				GENERAL FUND	\$1,274.12
				LAPA	\$53.09



State of California  
**ASSET FORFEITURE REPORT - 2008**

*Table 3*

Admin Number	Docket Number	Amount Forfeited	Date Disbursed	Recipient	Amount Disbursed
07-0606		\$3,394.66	12/16/2008	LOS ANGELES PD	\$3,450.76
				DA OFFICE	\$339.47
				GENERAL FUND	\$814.72
				LAPA	\$33.94
07-0608	BS110935	\$36,728.79	7/18/2008	LOS ANGELES PD	\$2,206.53
				DA OFFICE	\$3,672.88
				GENERAL FUND	\$8,814.91
				LAPA	\$367.29
07-0609	BS110938	\$32,140.89	4/1/2008	SAN BERNARDINO CO SO	\$23,873.71
				DA OFFICE	\$3,214.10
				GARDENA PD	\$20,891.58
				GENERAL FUND	\$7,713.81
				LAPA	\$321.40
07-0610	BS110351	\$27,974.96	3/18/2008	DA OFFICE	\$2,797.49
				GENERAL FUND	\$6,713.99
				LA IMPACT - GROUP 1	\$18,183.73
				LAPA	\$279.75
07-0611	BS111904	\$171,056.08	2/21/2008	DA OFFICE	\$17,105.66
				GENERAL FUND	\$41,053.46
				LAPA	\$1,710.56
				POMONA PD	\$111,186.40
07-0613		\$1,349.98	8/19/2008	DA OFFICE	\$135.00
				GENERAL FUND	\$323.99
				LAPA	\$13.50
				SOUTH GATE PD	\$877.49
07-0614		\$1,045.70	10/22/2008	DA OFFICE	\$104.57
				GENERAL FUND	\$250.97
				LAPA	\$10.46
				LOS ANGELES PD	\$679.70
07-0615		\$3,556.85	10/22/2008	DA OFFICE	\$355.68
				GENERAL FUND	\$853.65
				LAPA	\$35.57
				LOS ANGELES PD	\$2,311.95
07-0617		\$2,344.30	12/16/2008	DA OFFICE	\$234.43
				GENERAL FUND	\$562.63
				LAPA	\$23.44
				LOS ANGELES PD	\$1,523.80



State of California  
**ASSET FORFEITURE REPORT - 2008**

*Table 3*

Admin Number	Docket Number	Amount Forfeited	Date Disbursed	Recipient	Amount Disbursed
07-0620	BA324080	\$1,637.63	10/2/2008	DA OFFICE	\$163.76
				GENERAL FUND	\$393.03
				LAPA	\$16.38
				LOS ANGELES PD	\$1,064.46
07-0621		\$1,464.20	9/17/2008	DA OFFICE	\$146.41
				GENERAL FUND	\$351.41
				LAPA	\$14.64
				LOS ANGELES PD	\$951.74
07-0623		\$1,971.80	9/8/2008	DA OFFICE	\$197.17
				GENERAL FUND	\$473.23
				LAPA	\$19.72
				LOS ANGELES PD	\$1,281.68
07-0626	YA068498	\$2,099.12	8/1/2008	DA OFFICE	\$209.91
				GENERAL FUND	\$503.79
				LAPA	\$20.99
				MONTEBELLO PD	\$1,364.43
07-0627		\$1,053.94	11/21/2008	DA OFFICE	\$105.40
				GENERAL FUND	\$252.94
				GLENDALE PD	\$685.06
				LAPA	\$10.54
07-0628		\$964.27	9/8/2008	DA OFFICE	\$96.43
				GENERAL FUND	\$231.43
				GLENDALE PD	\$626.77
				LAPA	\$9.64
07-0629		\$2,890.13	8/19/2008	DA OFFICE	\$289.01
				GENERAL FUND	\$693.63
				GLENDALE PD	\$1,878.59
				LAPA	\$28.90
07-0630		\$1,911.52	8/19/2008	DA OFFICE	\$191.14
				GENERAL FUND	\$458.77
				GLENDALE PD	\$1,242.49
				LAPA	\$19.12
07-0632	BS109738	\$75,522.69	2/11/2008	DA OFFICE	\$7,552.28
				GENERAL FUND	\$18,125.45
				LAPA	\$755.22
				LOS ANGELES CO SO	\$49,089.74
07-0636		\$1,703.35	8/19/2008	DA OFFICE	\$170.33



State of California  
**ASSET FORFEITURE REPORT - 2008**

*Table 3*

Admin Number	Docket Number	Amount Forfeited	Date Disbursed	Recipient	Amount Disbursed
				GENERAL FUND	\$408.80
				LAPA	\$17.04
				LOS ANGELES PD	\$1,107.18
07-0639	MA038898	\$3,514.90	1/18/2008		
				DA OFFICE	\$351.48
				GENERAL FUND	\$843.58
				LAPA	\$35.15
				LOS ANGELES CO SO	\$2,284.69
07-0640		\$2,736.30	11/21/2008		
				DA OFFICE	\$273.63
				GENERAL FUND	\$656.71
				LAPA	\$27.36
				LOS ANGELES CO SO	\$1,778.60
07-0642		\$11,065.59	11/21/2008		
				DA OFFICE	\$1,106.55
				GENERAL FUND	\$2,655.74
				LAPA	\$110.66
				LOS ANGELES PD	\$7,192.64
07-0643	YA063546	\$569.30	8/19/2008		
				DA OFFICE	\$56.94
				GENERAL FUND	\$136.63
				LAPA	\$5.69
				LOS ANGELES PD	\$370.04
07-0644	BS109737	\$49,642.21	1/28/2008		
				DA OFFICE	\$4,964.22
				GENERAL FUND	\$11,914.13
				LAPA	\$496.42
				LOS ANGELES PD	\$32,267.44
07-0645		\$2,081.71	8/19/2008		
				DA OFFICE	\$208.17
				GENERAL FUND	\$499.61
				LAPA	\$20.82
				LOS ANGELES PD	\$1,353.11
07-0646		\$738.60	10/22/2008		
				DA OFFICE	\$73.87
				GENERAL FUND	\$177.26
				LAPA	\$7.39
				LOS ANGELES PD	\$480.08
07-0648	BS110936	\$31,738.28	4/1/2008		
				DA OFFICE	\$3,173.83
				GENERAL FUND	\$7,617.19
				HAWTHORNE PD	\$20,629.88
				LAPA	\$317.38
07-0649		\$614.92	10/22/2008		
				DA OFFICE	\$61.50
				GENERAL FUND	\$147.58
				LAPA	\$6.15





State of California  
**ASSET FORFEITURE REPORT - 2008**

*Table 3*

Admin Number	Docket Number	Amount Forfeited	Date Disbursed	Recipient	Amount Disbursed
07-0651	YA066772	\$14,970.83	7/3/2008	LOS ANGELES PD	\$399.69
				DA OFFICE	\$1,497.08
				GARDENA PD	\$9,731.04
				GENERAL FUND	\$3,593.00
				LAPA	\$149.71
07-0653		\$8,953.88	4/11/2008	DA OFFICE	\$895.39
				GENERAL FUND	\$2,148.93
				LAPA	\$89.54
				LOS ANGELES CO SO	\$5,820.02
07-0654		\$517.50	8/19/2008	DA OFFICE	\$51.76
				GENERAL FUND	\$124.20
				LAPA	\$5.17
				LOS ANGELES PD	\$336.37
07-0655		\$1,520.44	11/21/2008	DA OFFICE	\$152.04
				GENERAL FUND	\$364.90
				LAPA	\$15.21
				LOS ANGELES PD	\$988.29
07-0657		\$1,250.08	10/22/2008	DA OFFICE	\$125.01
				GENERAL FUND	\$300.02
				LAPA	\$12.50
				LOS ANGELES PD	\$812.55
07-0658		\$6,537.54	8/19/2008	DA OFFICE	\$653.75
				GENERAL FUND	\$1,569.01
				LAPA	\$65.38
				LOS ANGELES PD	\$4,249.40
07-0659	BA323918	\$563.16	11/21/2008	DA OFFICE	\$56.32
				GENERAL FUND	\$135.16
				LAPA	\$5.63
				LOS ANGELES PD	\$366.05
07-0661		\$1,488.32	10/22/2008	DA OFFICE	\$148.84
				GENERAL FUND	\$357.19
				LAPA	\$14.88
				LOS ANGELES PD	\$967.41
07-0662	BA324343	\$1,030.03	8/19/2008	DA OFFICE	\$103.00
				GENERAL FUND	\$247.21
				LAPA	\$10.30
				LOS ANGELES PD	\$669.52



State of California  
**ASSET FORFEITURE REPORT - 2008**

*Table 3*

Admin Number	Docket Number	Amount Forfeited	Date Disbursed	Recipient	Amount Disbursed
07-0664		\$8,472.59	9/17/2008	DA OFFICE	\$847.26
				GENERAL FUND	\$2,033.42
				LAPA	\$84.73
				LOS ANGELES CO SO	\$5,507.18
07-0665		\$2,147.95	11/21/2008	DA OFFICE	\$214.79
				GENERAL FUND	\$515.51
				LAPA	\$21.48
				LOS ANGELES PD	\$1,396.17
07-0666		\$2,469.76	12/16/2008	DA OFFICE	\$246.98
				GENERAL FUND	\$592.74
				LAPA	\$24.70
				LOS ANGELES PD	\$1,605.34
07-0667		\$4,329.40	4/11/2008	DA OFFICE	\$432.95
				GENERAL FUND	\$1,039.05
				LAPA	\$43.29
				LOS ANGELES PD	\$2,814.11
07-0670		\$2,312.44	10/22/2008	DA OFFICE	\$231.25
				GENERAL FUND	\$554.99
				LAPA	\$23.12
				LOS ANGELES PD	\$1,503.08
07-0672		\$1,167.04	10/22/2008	DA OFFICE	\$116.70
				GENERAL FUND	\$280.09
				LAPA	\$11.67
				LOS ANGELES PD	\$758.58
07-0676		\$9,572.51	8/19/2008	CHP-SOUTHERN DIV	\$6,222.14
				DA OFFICE	\$957.24
				GENERAL FUND	\$2,297.40
				LAPA	\$95.73
07-0677		\$3,710.70	8/19/2008	CHP-SOUTHERN DIV	\$2,411.96
				DA OFFICE	\$371.06
				GENERAL FUND	\$890.57
				LAPA	\$37.11
07-0678		\$4,121.24	8/19/2008	DA OFFICE	\$412.12
				GENERAL FUND	\$989.10
				LAPA	\$41.21
				LOS ANGELES CO SO	\$2,678.81
07-0679	TA091089	\$717.95	11/21/2008	DA OFFICE	\$71.79



State of California  
**ASSET FORFEITURE REPORT - 2008**

*Table 3*

Admin Number	Docket Number	Amount Forfeited	Date Disbursed	Recipient	Amount Disbursed
				GENERAL FUND	\$172.31
				LAPA	\$7.18
				LOS ANGELES PD	\$466.67
07-0680		\$1,657.70	12/16/2008		
				DA OFFICE	\$165.77
				GENERAL FUND	\$397.84
				LAPA	\$16.58
				LOS ANGELES PD	\$1,077.51
07-0682		\$1,409.90	11/21/2008		
				DA OFFICE	\$140.99
				GENERAL FUND	\$338.38
				LAPA	\$14.10
				LOS ANGELES PD	\$916.43
07-0683		\$918.75	10/2/2008		
				DA OFFICE	\$91.87
				GENERAL FUND	\$220.50
				LAPA	\$9.19
				LOS ANGELES PD	\$597.19
07-0684		\$1,879.66	10/22/2008		
				DA OFFICE	\$187.96
				GENERAL FUND	\$451.12
				LAPA	\$18.80
				LOS ANGELES PD	\$1,221.78
07-0685		\$1,053.56	8/19/2008		
				BURBANK AIRPORT POLICE	\$684.82
				DA OFFICE	\$105.35
				GENERAL FUND	\$252.85
				LAPA	\$10.54
07-0686		\$679.42	11/21/2008		
				BURBANK AIRPORT POLICE	\$441.63
				DA OFFICE	\$67.93
				GENERAL FUND	\$163.06
				LAPA	\$6.80
07-0687		\$662.76	9/17/2008		
				BURBANK AIRPORT POLICE	\$430.79
				DA OFFICE	\$66.28
				GENERAL FUND	\$159.06
				LAPA	\$6.63
07-0689		\$2,936.20	11/21/2008		
				BURBANK AIRPORT POLICE	\$1,908.53
				DA OFFICE	\$293.62
				GENERAL FUND	\$704.69
				LAPA	\$29.36
07-0690		\$2,147.95	10/22/2008		
				DA OFFICE	\$214.80
				EL MONTE PD	\$1,396.16
				GENERAL FUND	\$515.51



State of California  
**ASSET FORFEITURE REPORT - 2008**

*Table 3*

Admin Number	Docket Number	Amount Forfeited	Date Disbursed	Recipient	Amount Disbursed
07-0691	KA079631	\$1,168.40	9/17/2008	LAPA	\$21.48
				DA OFFICE	\$116.85
				GENERAL FUND	\$280.42
				LAPA	\$11.68
07-0692	BS109994	\$24,714.45	1/28/2008	POMONA PD	\$759.45
				DA OFFICE	\$2,471.45
				GENERAL FUND	\$5,931.47
				HAWTHORNE PD	\$16,064.39
07-0693	BS109996	\$287,544.45	6/16/2008	LAPA	\$247.14
				DA OFFICE	\$28,754.44
				GENERAL FUND	\$69,010.67
				LAPA	\$2,875.44
07-0694	SA064684	\$5,440.91	4/28/2008	REDONDO BEACH PD	\$186,903.90
				DA OFFICE	\$544.09
				GENERAL FUND	\$1,305.82
				LAPA	\$54.41
07-0696		\$538.19	11/21/2008	LOS ANGELES CO SO	\$3,536.59
				DA OFFICE	\$53.82
				GENERAL FUND	\$129.16
				LAPA	\$5.38
07-0698		\$22,926.28	8/19/2008	LOS ANGELES PD	\$349.83
				DA OFFICE	\$2,292.62
				GENERAL FUND	\$5,502.31
				LAPA	\$229.26
07-0699		\$1,081.47	3/10/2008	LOS ANGELES PD	\$14,902.09
				DA OFFICE	\$108.14
				GENERAL FUND	\$259.55
				LAPA	\$10.82
07-0700		\$2,639.66	8/19/2008	LOS ANGELES PD	\$702.96
				DA OFFICE	\$263.95
				GENERAL FUND	\$633.52
				LAPA	\$26.40
07-0701	KA079464	\$1,301.70	10/22/2008	LOS ANGELES PD	\$1,715.79
				DA OFFICE	\$130.17
				GENERAL FUND	\$312.41
				LAPA	\$13.02
				POMONA PD	\$846.10



State of California  
**ASSET FORFEITURE REPORT - 2008**

*Table 3*

Admin Number	Docket Number	Amount Forfeited	Date Disbursed	Recipient	Amount Disbursed
07-0702		\$1,531.80	10/22/2008	DA OFFICE	\$153.18
				GENERAL FUND	\$367.63
				LAPA	\$15.32
				POMONA PD	\$995.67
07-0703	YA068446	\$1,273.68	11/21/2008	DA OFFICE	\$127.37
				GARDENA PD	\$827.89
				GENERAL FUND	\$305.68
				LAPA	\$12.74
07-0704		\$1,128.94	12/16/2008	DA OFFICE	\$112.90
				GENERAL FUND	\$270.94
				LAPA	\$11.29
				LOS ANGELES PD	\$733.81
07-0708		\$5,460.41	12/16/2008	DA OFFICE	\$546.04
				GENERAL FUND	\$1,310.50
				LAPA	\$54.60
				PLACENTIA PD	\$3,549.27
07-0710		\$4,525.75	4/24/2008	CHP-SOUTHERN DIV	\$2,941.74
				DA OFFICE	\$452.57
				GENERAL FUND	\$1,086.18
				LAPA	\$45.26
07-0711	BS110301	\$14,149.52	11/19/2008	DA OFFICE	\$1,414.95
				GENERAL FUND	\$3,395.88
				LAPA	\$141.50
				LOS ANGELES CO SO	\$9,197.19
07-0712		\$2,961.25	9/8/2008	DA OFFICE	\$296.11
				GENERAL FUND	\$710.70
				HAWTHORNE PD	\$1,924.82
				LAPA	\$29.62
07-0713		\$3,517.45	8/19/2008	DA OFFICE	\$351.73
				GENERAL FUND	\$844.19
				LAPA	\$35.18
				LOS ANGELES PD	\$2,286.35
07-0714	PA056596	\$5,065.90	11/19/2008	DA OFFICE	\$506.59
				GENERAL FUND	\$1,215.82
				LAPA	\$50.66
				LOS ANGELES CO SO	\$3,292.83
07-0716		\$7,251.14	8/19/2008	DA OFFICE	\$725.12



State of California  
**ASSET FORFEITURE REPORT - 2008**

*Table 3*

Admin Number	Docket Number	Amount Forfeited	Date Disbursed	Recipient	Amount Disbursed
				GENERAL FUND	\$1,740.27
				LAPA	\$72.51
				LOS ANGELES CO SO	\$4,713.24
07-0718		\$653.75	8/19/2008		
				DA OFFICE	\$65.37
				GENERAL FUND	\$156.90
				LAPA	\$6.54
				LOS ANGELES PD	\$424.94
07-0719		\$514.07	9/17/2008		
				DA OFFICE	\$51.41
				GENERAL FUND	\$123.38
				LAPA	\$5.14
				LOS ANGELES PD	\$334.14
07-0721		\$3,644.11	9/17/2008		
				DA OFFICE	\$364.41
				GENERAL FUND	\$874.59
				LAPA	\$36.44
				LOS ANGELES CO SO	\$2,368.67
07-0722		\$3,460.58	12/16/2008		
				DA OFFICE	\$346.06
				GENERAL FUND	\$830.54
				LAPA	\$34.60
				LOS ANGELES CO SO	\$2,249.38
07-0723		\$1,495.88	11/21/2008		
				DA OFFICE	\$149.59
				GENERAL FUND	\$359.01
				LAPA	\$14.96
				LOS ANGELES PD	\$972.32
07-0724		\$13,923.83	9/17/2008		
				DA OFFICE	\$1,392.38
				GENERAL FUND	\$3,341.72
				LAPA	\$139.24
				LOS ANGELES PD	\$9,050.49
07-0727		\$1,224.70	9/17/2008		
				DA OFFICE	\$122.47
				GENERAL FUND	\$293.93
				LAPA	\$12.25
				LOS ANGELES PD	\$796.05
07-0728	BA324885	\$607.18	4/1/2008		
				DA OFFICE	\$60.72
				GENERAL FUND	\$145.72
				LAPA	\$6.07
				LOS ANGELES PD	\$394.67
07-0729	KA079925	\$1,134.37	11/19/2008		
				BALDWIN PARK PD	\$737.34
				DA OFFICE	\$113.44
				GENERAL FUND	\$272.25



State of California  
**ASSET FORFEITURE REPORT - 2008**

*Table 3*

Admin Number	Docket Number	Amount Forfeited	Date Disbursed	Recipient	Amount Disbursed
07-0731		\$3,559.60	12/16/2008	LAPA	\$11.34
				DA OFFICE	\$355.96
				GENERAL FUND	\$854.31
				LAPA	\$35.59
				LOS ANGELES PD	\$2,313.74
07-0733		\$888.24	8/19/2008	DA OFFICE	\$88.82
				GENERAL FUND	\$213.18
				LAPA	\$8.88
				LOS ANGELES PD	\$577.36
07-0734		\$822.40	9/8/2008	DA OFFICE	\$82.24
				GENERAL FUND	\$197.37
				LAPA	\$8.23
				LOS ANGELES PD	\$534.56
07-0736		\$2,062.86	9/17/2008	DA OFFICE	\$206.28
				GENERAL FUND	\$495.09
				GLENDALE PD	\$1,340.86
				LAPA	\$20.63
07-0737	BA325820	\$6,650.16	6/2/2008	DA OFFICE	\$665.02
				GENERAL FUND	\$1,596.04
				LAPA	\$66.50
				LOS ANGELES CO SO	\$4,322.60
07-0738		\$2,011.91	8/19/2008	DA OFFICE	\$201.18
				GENERAL FUND	\$482.86
				LAPA	\$20.12
				LOS ANGELES CO SO	\$1,307.75
07-0740		\$13,819.53	12/16/2008	DA OFFICE	\$1,381.94
				GENERAL FUND	\$3,316.69
				GLENDALE PD	\$8,982.70
				LAPA	\$138.20
07-0741	BS110303	\$26,343.09	2/21/2008	DA OFFICE	\$2,634.31
				GENERAL FUND	\$6,322.34
				HAWTHORNE PD	\$17,123.01
				LAPA	\$263.43
07-0742		\$2,584.57	8/19/2008	DA OFFICE	\$258.44
				GENERAL FUND	\$620.30
				LAPA	\$25.85
				SIGNAL HILL PD	\$1,679.98



State of California  
**ASSET FORFEITURE REPORT - 2008**

*Table 3*

Admin Number	Docket Number	Amount Forfeited	Date Disbursed	Recipient	Amount Disbursed
07-0743	TA091658	\$2,654.43	12/16/2008	DA OFFICE	\$265.45
				GENERAL FUND	\$637.06
				LAPA	\$26.54
				LOS ANGELES PD	\$1,725.38
07-0747		\$2,261.86	9/17/2008	DA OFFICE	\$226.18
				GENERAL FUND	\$542.85
				INGLEWOOD PD	\$1,470.21
				LAPA	\$22.62
07-0748		\$632.55	10/22/2008	DA OFFICE	\$63.25
				GENERAL FUND	\$151.81
				LAPA	\$6.33
				LOS ANGELES PD	\$411.16
07-0749		\$537.69	6/2/2008	DA OFFICE	\$53.76
				GENERAL FUND	\$129.04
				LAPA	\$5.38
				LOS ANGELES PD	\$349.51
07-0750	BA3259	\$2,402.14	9/17/2008	DA OFFICE	\$240.22
				GENERAL FUND	\$576.51
				LAPA	\$24.02
				LOS ANGELES PD	\$1,561.39
07-0753		\$3,939.20	9/17/2008	DA OFFICE	\$393.92
				GENERAL FUND	\$945.41
				LAPA	\$39.39
				LOS ANGELES PD	\$2,560.48
07-0754		\$1,546.23	9/17/2008	DA OFFICE	\$154.62
				GENERAL FUND	\$371.10
				LAPA	\$15.46
				LOS ANGELES PD	\$1,005.05
07-0758		\$521.00	9/17/2008	DA OFFICE	\$52.10
				GENERAL FUND	\$125.04
				LAPA	\$5.21
				LOS ANGELES PD	\$338.65
07-0760	BA326248	\$406.42	4/28/2008	DA OFFICE	\$40.65
				GENERAL FUND	\$97.54
				LAPA	\$4.06
				LOS ANGELES PD	\$264.17
07-0761	BA326039	\$912.25	2/21/2008	DA OFFICE	\$91.22





State of California  
**ASSET FORFEITURE REPORT - 2008**

*Table 3*

Admin Number	Docket Number	Amount Forfeited	Date Disbursed	Recipient	Amount Disbursed
				GENERAL FUND	\$218.94
				LAPA	\$9.12
				LOS ANGELES PD	\$592.97
07-0762		\$714.92	9/8/2008		
				DA OFFICE	\$71.49
				GENERAL FUND	\$171.58
				LAPA	\$7.15
				LOS ANGELES PD	\$464.70
07-0764		\$893.03	9/17/2008		
				DA OFFICE	\$89.29
				GENERAL FUND	\$214.33
				LAPA	\$8.93
				LOS ANGELES PD	\$580.48
07-0765		\$2,639.34	8/19/2008		
				DA OFFICE	\$263.93
				GENERAL FUND	\$633.44
				LAPA	\$26.40
				LOS ANGELES PD	\$1,715.57
07-0766		\$1,664.07	9/17/2008		
				DA OFFICE	\$166.41
				GENERAL FUND	\$399.38
				LAPA	\$16.64
				LOS ANGELES PD	\$1,081.64
07-0767	TA091868	\$491.47	5/20/2008		
				DA OFFICE	\$49.14
				GENERAL FUND	\$117.95
				LAPA	\$4.92
				LOS ANGELES PD	\$319.46
07-0768		\$23,246.08	11/21/2008		
				DA OFFICE	\$2,324.61
				GENERAL FUND	\$5,579.06
				LAPA	\$232.46
				LOS ANGELES PD	\$15,109.95
07-0769		\$9,190.41	8/19/2008		
				DA OFFICE	\$919.05
				GENERAL FUND	\$2,205.69
				LAPA	\$91.91
				LOS ANGELES PD	\$5,973.76
07-0770		\$2,069.97	8/19/2008		
				DA OFFICE	\$206.99
				GENERAL FUND	\$496.80
				LAPA	\$20.70
				LOS ANGELES PD	\$1,345.48
07-0771		\$1,699.25	10/22/2008		
				BALDWIN PARK PD	\$1,104.50
				DA OFFICE	\$169.94
				GENERAL FUND	\$407.82



State of California  
**ASSET FORFEITURE REPORT - 2008**

*Table 3*

Admin Number	Docket Number	Amount Forfeited	Date Disbursed	Recipient	Amount Disbursed
07-0773		\$2,655.74	12/16/2008	LAPA	\$16.99
				DA OFFICE	\$265.56
				GENERAL FUND	\$637.38
				LAPA	\$26.56
				LOS ANGELES PD	\$1,726.24
07-0777		\$1,230.23	1/4/2008		
				DA OFFICE	\$123.03
				GENERAL FUND	\$295.25
				LAPA	\$12.30
				LOS ANGELES PD	\$799.65
07-0778	TA091986	\$1,096.51	6/25/2008		
				DA OFFICE	\$109.64
				GENERAL FUND	\$263.16
				LAPA	\$10.97
				LOS ANGELES PD	\$712.74
07-0779	BA316990	\$1,398.80	11/21/2008		
				DA OFFICE	\$139.88
				GENERAL FUND	\$335.71
				LAPA	\$13.99
				LOS ANGELES PD	\$909.22
07-0780		\$940.22	11/21/2008		
				DA OFFICE	\$94.02
				GENERAL FUND	\$225.65
				LAPA	\$9.40
				LOS ANGELES PD	\$611.15
07-0781		\$3,873.51	9/17/2008		
				DA OFFICE	\$387.35
				GENERAL FUND	\$929.64
				LAPA	\$38.74
				LOS ANGELES PD	\$2,517.78
07-0783		\$593.65	9/8/2008		
				DA OFFICE	\$59.36
				GENERAL FUND	\$142.48
				LAPA	\$5.94
				LOS ANGELES PD	\$385.87
07-0784		\$16,294.41	11/21/2008		
				DA OFFICE	\$1,629.44
				GENERAL FUND	\$3,910.66
				LAPA	\$162.94
				SOUTH GATE PD	\$10,591.37
07-0786		\$1,764.21	4/11/2008		
				DA OFFICE	\$176.42
				GENERAL FUND	\$423.41
				LAPA	\$17.64
				LOS ANGELES PD	\$1,146.74



State of California  
**ASSET FORFEITURE REPORT - 2008**

*Table 3*

Admin Number	Docket Number	Amount Forfeited	Date Disbursed	Recipient	Amount Disbursed
07-0787		\$1,141.94	9/17/2008	DA OFFICE	\$114.19
				GENERAL FUND	\$274.07
				LAPA	\$11.42
				LOS ANGELES PD	\$742.26
07-0788		\$22,520.60	9/17/2008	DA OFFICE	\$2,252.06
				GENERAL FUND	\$5,404.95
				LAPA	\$225.20
				LOS ANGELES PD	\$14,638.39
07-0789		\$1,442.52	11/21/2008	DA OFFICE	\$144.25
				GENERAL FUND	\$346.21
				LAPA	\$14.42
				LOS ANGELES PD	\$937.64
07-0792	BS110937	\$44,232.34	4/1/2008	DA OFFICE	\$4,423.24
				GENERAL FUND	\$10,615.76
				LAPA	\$442.32
				MONTEBELLO PD	\$28,751.02
07-0794		\$4,293.21	9/17/2008	DA OFFICE	\$429.33
				GENERAL FUND	\$1,030.37
				LAPA	\$42.93
				MONTEBELLO PD	\$2,790.58
07-0799		\$3,387.22	6/2/2008	DA OFFICE	\$338.72
				GENERAL FUND	\$812.93
				LAPA	\$33.87
				LOS ANGELES CO SO	\$2,201.70
07-0803		\$871.10	8/19/2008	DA OFFICE	\$87.11
				GENERAL FUND	\$209.06
				LAPA	\$8.71
				LOS ANGELES PD	\$566.22
07-0805	BS111044	\$61,759.65	2/21/2008	DA OFFICE	\$6,175.96
				GENERAL FUND	\$14,822.32
				LAPA	\$617.60
				LOS ANGELES CO SO	\$40,143.77
07-0806	BS111043	\$84,523.91	1/4/2008	DA OFFICE	\$8,452.39
				GENERAL FUND	\$20,285.74
				LAPA	\$845.24
				LOS ANGELES CO SO	\$54,940.54
07-0807		\$651.60	10/22/2008	DA OFFICE	\$65.17



State of California  
**ASSET FORFEITURE REPORT - 2008**

*Table 3*

Admin Number	Docket Number	Amount Forfeited	Date Disbursed	Recipient	Amount Disbursed
				GENERAL FUND	\$156.38
				LAPA	\$6.51
				LOS ANGELES PD	\$423.54
07-0808		\$745.70	9/8/2008		
				DA OFFICE	\$74.56
				GENERAL FUND	\$178.97
				LAPA	\$7.46
				LOS ANGELES PD	\$484.71
07-0809		\$1,147.03	6/2/2008		
				DA OFFICE	\$114.69
				GENERAL FUND	\$275.29
				LAPA	\$11.47
				LOS ANGELES PD	\$745.58
07-0811		\$1,918.55	8/1/2008		
				DA OFFICE	\$191.85
				GENERAL FUND	\$460.45
				LAPA	\$19.19
				SOUTH GATE PD	\$1,247.06
07-0814		\$927.68	8/19/2008		
				BURBANK PD	\$603.00
				DA OFFICE	\$92.76
				GENERAL FUND	\$222.64
				LAPA	\$9.28
07-0815	VA102019	\$15,471.61	10/2/2008		
				DA OFFICE	\$1,547.16
				GENERAL FUND	\$3,713.19
				HUNTINGTON PARK PD	\$10,056.55
				LAPA	\$154.71
07-0816	BS111038	\$65,057.31	11/21/2008		
				DA OFFICE	\$6,505.73
				GENERAL FUND	\$15,613.76
				LAPA	\$650.57
				LOS ANGELES CO SO	\$42,287.25
07-0818	BA326998	\$2,949.27	4/11/2008		
				DA OFFICE	\$294.93
				GENERAL FUND	\$707.82
				LAPA	\$29.49
				LOS ANGELES PD	\$1,917.03
07-0821		\$674.65	11/19/2008		
				DA OFFICE	\$67.46
				GENERAL FUND	\$161.92
				LAPA	\$6.75
				LOS ANGELES PD	\$438.52
07-0822		\$563.18	9/8/2008		
				DA OFFICE	\$56.32
				GENERAL FUND	\$135.16
				LAPA	\$5.63



State of California  
**ASSET FORFEITURE REPORT - 2008**

*Table 3*

Admin Number	Docket Number	Amount Forfeited	Date Disbursed	Recipient	Amount Disbursed
07-0823		\$1,018.49	9/8/2008	LOS ANGELES PD	\$366.07
				DA OFFICE	\$101.86
				GENERAL FUND	\$244.44
				LAPA	\$10.18
07-0824		\$660.65	4/11/2008	LOS ANGELES PD	\$662.01
				DA OFFICE	\$66.07
				GENERAL FUND	\$158.55
				LAPA	\$6.61
07-0825		\$1,727.35	11/21/2008	LOS ANGELES PD	\$429.42
				DA OFFICE	\$172.75
				GENERAL FUND	\$414.56
				LAPA	\$17.27
07-0826		\$3,821.35	11/19/2008	LOS ANGELES PD	\$1,122.77
				DA OFFICE	\$382.13
				GENERAL FUND	\$917.13
				LAPA	\$38.21
07-0827		\$980.20	9/8/2008	LOS ANGELES PD	\$2,483.88
				DA OFFICE	\$98.02
				GENERAL FUND	\$235.25
				LAPA	\$9.80
07-0828		\$5,703.59	7/23/2008	LOS ANGELES PD	\$637.13
				DA OFFICE	\$570.36
				GENERAL FUND	\$1,368.86
				LAPA	\$57.04
07-0830		\$5,963.54	12/16/2008	LOS ANGELES CO SO	\$3,707.33
				DA OFFICE	\$596.35
				GENERAL FUND	\$1,431.25
				LAPA	\$59.64
07-0832		\$607.96	10/22/2008	LOS ANGELES PD	\$3,876.30
				DA OFFICE	\$60.79
				GENERAL FUND	\$145.91
				LAPA	\$6.08
07-0834		\$859.27	9/8/2008	LOS ANGELES PD	\$395.18
				DA OFFICE	\$85.94
				EL MONTE PD	\$558.52
				GENERAL FUND	\$206.22
				LAPA	\$8.59



State of California  
**ASSET FORFEITURE REPORT - 2008**

*Table 3*

Admin Number	Docket Number	Amount Forfeited	Date Disbursed	Recipient	Amount Disbursed
07-0835		\$812.29	9/8/2008	DA OFFICE	\$81.23
				GENERAL FUND	\$194.95
				LAPA	\$8.12
				LOS ANGELES PD	\$527.99
07-0836		\$799.14	12/16/2008	BUENA PARK PD	\$519.44
				DA OFFICE	\$79.92
				GENERAL FUND	\$191.79
				LAPA	\$7.99
07-0837	VA101618	\$1,116.55	4/11/2008	DA OFFICE	\$111.65
				GENERAL FUND	\$267.97
				LAPA	\$11.17
				WHITTIER PD	\$725.76
07-0840		\$3,516.64	10/22/2008	DA OFFICE	\$351.67
				GENERAL FUND	\$843.99
				LAPA	\$35.17
				WHITTIER PD	\$2,285.81
07-0841		\$1,716.01	9/8/2008	DA OFFICE	\$171.60
				GENERAL FUND	\$411.84
				LAPA	\$17.16
				LOS ANGELES PD	\$1,115.41
07-0842	VA101989	\$1,458.78	4/24/2008	DA OFFICE	\$145.89
				GENERAL FUND	\$350.10
				LAPA	\$14.59
				WHITTIER PD	\$948.20
07-0843		\$13,643.89	9/8/2008	DA OFFICE	\$1,364.39
				GENERAL FUND	\$3,274.53
				LAPA	\$136.44
				LOS ANGELES CO SO	\$8,868.53
07-0845		\$17,976.31	7/18/2008	BUENA PARK PD	\$11,684.60
				DA OFFICE	\$1,797.63
				GENERAL FUND	\$4,314.31
				LAPA	\$179.77
07-0847		\$708.05	9/8/2008	DA OFFICE	\$70.81
				GENERAL FUND	\$169.93
				LAPA	\$7.08
				LOS ANGELES PD	\$460.23
07-0848		\$1,445.68	8/19/2008	DA OFFICE	\$144.56



State of California  
**ASSET FORFEITURE REPORT - 2008**

*Table 3*

Admin Number	Docket Number	Amount Forfeited	Date Disbursed	Recipient	Amount Disbursed
				GENERAL FUND	\$346.96
				LAPA	\$14.46
				LOS ANGELES PD	\$939.70
07-0850		\$3,100.47	9/8/2008		
				DA OFFICE	\$310.06
				GENERAL FUND	\$744.11
				LAPA	\$31.00
				LOS ANGELES PD	\$2,015.30
07-0851	073269	\$7,764.90	9/17/2008		
				DA OFFICE	\$776.49
				GENERAL FUND	\$1,863.58
				LAPA	\$77.65
				LOS ANGELES PD	\$5,047.18
07-0852		\$496.78	11/21/2008		
				DA OFFICE	\$49.69
				GENERAL FUND	\$119.22
				LAPA	\$4.97
				LOS ANGELES PD	\$322.90
07-0854		\$6,353.28	11/21/2008		
				DA OFFICE	\$635.33
				GENERAL FUND	\$1,524.79
				LA IMPACT - GROUP 1	\$4,129.63
				LAPA	\$63.53
07-0855	BS111683	\$27,730.24	2/21/2008		
				DA OFFICE	\$2,773.03
				GENERAL FUND	\$6,655.26
				HAWTHORNE PD	\$18,024.65
				LAPA	\$277.30
07-0856		\$903.14	8/19/2008		
				DA OFFICE	\$90.31
				GENERAL FUND	\$216.75
				LAPA	\$9.03
				LOS ANGELES PD	\$587.05
07-0857		\$1,780.53	10/22/2008		
				DA OFFICE	\$178.06
				GENERAL FUND	\$427.33
				LAPA	\$17.80
				LOS ANGELES PD	\$1,157.34
07-0865		\$713.59	9/8/2008		
				DA OFFICE	\$71.36
				GENERAL FUND	\$171.26
				LAPA	\$7.14
				LOS ANGELES PD	\$463.83
07-0867	BS112167	\$40,312.05	4/1/2008		
				DA OFFICE	\$4,031.21
				GENERAL FUND	\$9,674.89
				LAPA	\$403.12



State of California  
**ASSET FORFEITURE REPORT - 2008**

*Table 3*

Admin Number	Docket Number	Amount Forfeited	Date Disbursed	Recipient	Amount Disbursed
07-0870		\$21,154.05	12/16/2008	LOS ANGELES CO SO	\$26,202.83
				DA OFFICE	\$2,115.41
				GENERAL FUND	\$5,076.97
				LAPA	\$211.54
07-0871		\$15,393.45	12/16/2008	LOS ANGELES CO SO	\$13,750.13
				DA OFFICE	\$1,539.35
				GENERAL FUND	\$3,694.43
				LAPA	\$153.93
07-0872		\$786.37	8/19/2008	LOS ANGELES PD	\$10,005.74
				DA OFFICE	\$78.63
				GENERAL FUND	\$188.73
				LAPA	\$7.87
07-0873		\$2,169.56	8/19/2008	LOS ANGELES PD	\$511.14
				DA OFFICE	\$216.95
				GENERAL FUND	\$520.69
				LAPA	\$21.70
07-0874	BA327841	\$1,434.06	10/2/2008	LOS ANGELES PD	\$1,410.22
				DA OFFICE	\$143.40
				GENERAL FUND	\$344.18
				LAPA	\$14.34
07-0875		\$589.63	10/22/2008	LOS ANGELES PD	\$932.14
				DA OFFICE	\$58.96
				GENERAL FUND	\$141.51
				LAPA	\$5.90
07-0877		\$577.70	8/19/2008	LOS ANGELES PD	\$383.26
				DA OFFICE	\$57.76
				GENERAL FUND	\$138.65
				LAPA	\$5.78
07-0878		\$971.85	11/19/2008	LOS ANGELES PD	\$375.51
				DA OFFICE	\$97.19
				GENERAL FUND	\$233.24
				LAPA	\$9.72
07-0879	BA312710	\$768.98	4/11/2008	LOS ANGELES PD	\$631.70
				DA OFFICE	\$76.90
				GENERAL FUND	\$184.55
				LAPA	\$7.69
				LOS ANGELES PD	\$499.84





State of California  
**ASSET FORFEITURE REPORT - 2008**

*Table 3*

Admin Number	Docket Number	Amount Forfeited	Date Disbursed	Recipient	Amount Disbursed
07-0883		\$1,512.29	12/16/2008	DA OFFICE	\$151.24
				GENERAL FUND	\$362.95
				LAPA	\$15.12
				LOS ANGELES PD	\$982.98
07-0884		\$5,006.89	11/19/2008	DA OFFICE	\$500.68
				GENERAL FUND	\$1,201.66
				LAPA	\$50.07
				LOS ANGELES PD	\$3,254.48
07-0886		\$2,222.00	8/19/2008	DA OFFICE	\$222.19
				GENERAL FUND	\$533.28
				LAPA	\$22.22
				LOS ANGELES PD	\$1,444.31
07-0887		\$2,211.72	8/19/2008	DA OFFICE	\$221.17
				GENERAL FUND	\$530.81
				LAPA	\$22.12
				LOS ANGELES PD	\$1,437.62
07-0888	BA328166	\$4,725.97	5/20/2008	DA OFFICE	\$472.60
				GENERAL FUND	\$1,134.23
				LAPA	\$47.26
				MONTEBELLO PD	\$3,071.88
07-0891		\$4,739.05	11/19/2008	DA OFFICE	\$473.91
				GENERAL FUND	\$1,137.37
				LAPA	\$47.39
				LOS ANGELES CO SO	\$3,080.38
07-0892		\$3,704.42	6/2/2008	DA OFFICE	\$370.43
				GENERAL FUND	\$889.06
				LAPA	\$37.05
				LOS ANGELES PD	\$2,407.88
07-0893		\$504.24	11/19/2008	DA OFFICE	\$50.43
				GENERAL FUND	\$121.02
				LAPA	\$5.04
				LOS ANGELES PD	\$327.75
07-0894		\$616.21	11/19/2008	DA OFFICE	\$61.62
				GENERAL FUND	\$147.89
				LAPA	\$6.16
				LOS ANGELES PD	\$400.54
07-0895		\$1,796.65	9/8/2008	DA OFFICE	\$179.67



State of California  
**ASSET FORFEITURE REPORT - 2008**

*Table 3*

Admin Number	Docket Number	Amount Forfeited	Date Disbursed	Recipient	Amount Disbursed
				GENERAL FUND	\$431.19
				LAPA	\$17.97
				LOS ANGELES PD	\$1,167.82
07-0900	BA328572	\$643.07	10/22/2008		
				DA OFFICE	\$64.30
				GENERAL FUND	\$154.34
				LAPA	\$6.43
				LOS ANGELES PD	\$418.00
07-0901		\$13,695.01	9/8/2008		
				DA OFFICE	\$1,369.50
				GENERAL FUND	\$3,286.80
				LAPA	\$136.95
				LOS ANGELES CO SO	\$8,901.76
07-0902	VA102331	\$5,705.62	12/16/2008		
				DA OFFICE	\$570.56
				GENERAL FUND	\$1,369.35
				LAPA	\$57.06
				LOS ANGELES CO SO	\$3,708.65
07-0903		\$876.55	12/16/2008		
				DA OFFICE	\$87.67
				GENERAL FUND	\$210.37
				LAPA	\$8.76
				LOS ANGELES PD	\$569.75
07-0904	BS111497	\$169,487.69	8/1/2008		
				DA OFFICE	\$16,948.77
				GENERAL FUND	\$40,677.04
				LAPA	\$1,694.88
				LOS ANGELES CO SO	\$110,167.00
07-0905		\$1,494.89	12/16/2008		
				BURBANK PD	\$971.68
				DA OFFICE	\$149.49
				GENERAL FUND	\$358.77
				LAPA	\$14.95
07-0909	BA328596	\$874.51	9/8/2008		
				DA OFFICE	\$87.46
				GENERAL FUND	\$209.88
				LAPA	\$8.74
				LOS ANGELES PD	\$568.43
07-0910		\$637.47	9/8/2008		
				DA OFFICE	\$63.75
				GENERAL FUND	\$152.99
				LAPA	\$6.37
				LOS ANGELES PD	\$414.36
07-0911		\$4,671.65	9/8/2008		
				DA OFFICE	\$467.16
				GENERAL FUND	\$1,121.19
				LAPA	\$46.72



State of California  
**ASSET FORFEITURE REPORT - 2008**

*Table 3*

Admin Number	Docket Number	Amount Forfeited	Date Disbursed	Recipient	Amount Disbursed
07-0912		\$5,644.16	12/16/2008	LOS ANGELES CO SO	\$3,036.58
				DA OFFICE	\$564.42
				GENERAL FUND	\$1,354.60
				LAPA	\$56.44
07-0913		\$11,968.95	6/2/2008	LOS ANGELES CO SO	\$3,668.70
				DA OFFICE	\$1,196.89
				GENERAL FUND	\$2,872.55
				LAPA	\$119.69
07-0916	BS111243	\$31,627.57	1/4/2008	LOS ANGELES CO SO	\$7,779.82
				DA OFFICE	\$3,162.75
				GENERAL FUND	\$7,590.62
				LAPA	\$316.28
07-0920	BA328518	\$4,513.26	9/8/2008	LOS ANGELES PD	\$20,557.92
				DA OFFICE	\$451.33
				GENERAL FUND	\$1,083.18
				LAPA	\$45.13
07-0921	BA328861	\$712.31	7/23/2008	LOS ANGELES PD	\$2,933.62
				DA OFFICE	\$71.24
				GENERAL FUND	\$170.95
				LAPA	\$7.12
07-0922	TA092550	\$4,061.01	8/19/2008	LOS ANGELES PD	\$463.00
				DA OFFICE	\$406.11
				GENERAL FUND	\$974.64
				LAPA	\$40.61
07-0923	BA328891	\$3,527.27	11/21/2008	LOS ANGELES PD	\$2,639.65
				DA OFFICE	\$352.73
				GENERAL FUND	\$846.55
				LAPA	\$35.27
07-0924		\$3,277.04	9/17/2008	LOS ANGELES PD	\$2,292.72
				DA OFFICE	\$327.70
				GENERAL FUND	\$786.49
				LAPA	\$32.77
07-0925		\$2,725.71	9/8/2008	LOS ANGELES PD	\$2,130.08
				DA OFFICE	\$272.57
				GENERAL FUND	\$654.17
				LAPA	\$27.26
				LOS ANGELES PD	\$1,771.71



State of California  
**ASSET FORFEITURE REPORT - 2008**

*Table 3*

Admin Number	Docket Number	Amount Forfeited	Date Disbursed	Recipient	Amount Disbursed
07-0927	KA080353	\$6,197.59	12/16/2008	DA OFFICE	\$619.76
				GENERAL FUND	\$1,487.42
				LAPA	\$61.98
				POMONA PD	\$4,028.43
07-0928		\$1,002.87	11/21/2008	DA OFFICE	\$100.28
				GENERAL FUND	\$240.69
				LAPA	\$10.03
				LOS ANGELES PD	\$651.87
07-0929	KA080472	\$5,682.97	11/21/2008	DA OFFICE	\$568.29
				GENERAL FUND	\$1,363.91
				LAPA	\$56.83
				POMONA PD	\$3,693.94
07-0930	BA329159	\$7,284.06	3/10/2008	DA OFFICE	\$728.41
				GENERAL FUND	\$1,748.17
				LAPA	\$72.84
				LOS ANGELES PD	\$4,734.64
07-0931	YA067099	\$12,600.09	6/2/2008	DA OFFICE	\$1,260.01
				GENERAL FUND	\$3,024.02
				INGLEWOOD PD	\$8,190.06
				LAPA	\$126.00
07-0932		\$4,146.89	10/22/2008	DA OFFICE	\$414.68
				GENERAL FUND	\$995.26
				LAPA	\$41.47
				LOS ANGELES PD	\$2,695.48
07-0933		\$1,064.33	11/21/2008	DA OFFICE	\$106.44
				GENERAL FUND	\$255.44
				LAPA	\$10.64
				LOS ANGELES PD	\$691.81
07-0934		\$2,754.69	11/21/2008	DA OFFICE	\$275.47
				GENERAL FUND	\$661.13
				LAPA	\$27.55
				LOS ANGELES PD	\$1,790.54
07-0936	BA329079	\$2,080.39	12/16/2008	DA OFFICE	\$208.04
				GENERAL FUND	\$499.30
				LAPA	\$20.80
				LOS ANGELES PD	\$1,352.25
07-0937		\$1,609.38	12/16/2008	BELL GARDENS PD	\$1,046.09



State of California  
**ASSET FORFEITURE REPORT - 2008**

*Table 3*

Admin Number	Docket Number	Amount Forfeited	Date Disbursed	Recipient	Amount Disbursed
				DA OFFICE	\$160.95
				GENERAL FUND	\$386.25
				LAPA	\$16.09
07-0938		\$7,214.98	12/16/2008		
				DA OFFICE	\$721.49
				GENERAL FUND	\$1,731.60
				LAPA	\$72.15
				LOS ANGELES CO SO	\$4,689.74
07-0940		\$8,600.02	8/19/2008		
				DA OFFICE	\$860.00
				GENERAL FUND	\$2,064.00
				LAPA	\$86.00
				LOS ANGELES CO SO	\$5,590.02
07-0941	BA329496	\$1,978.15	2/16/2008		
				DA OFFICE	\$197.81
				GENERAL FUND	\$474.76
				LAPA	\$19.78
				LOS ANGELES PD	\$1,285.80
07-0942		\$619.65	10/22/2008		
				DA OFFICE	\$61.96
				GENERAL FUND	\$148.72
				LAPA	\$6.20
				LOS ANGELES PD	\$402.77
07-0943		\$2,694.19	10/22/2008		
				DA OFFICE	\$269.41
				GENERAL FUND	\$646.61
				LA IMPACT - GROUP 1	\$1,751.23
				LAPA	\$26.94
07-0944	VA102018	\$3,774.46	7/18/2008		
				BUENA PARK PD	\$2,453.40
				DA OFFICE	\$377.45
				GENERAL FUND	\$905.87
				LAPA	\$37.74
07-0946		\$1,747.31	10/22/2008		
				DA OFFICE	\$174.73
				GENERAL FUND	\$419.36
				LAPA	\$17.47
				LONG BEACH PD	\$1,135.75
07-0947		\$6,443.57	8/19/2008		
				DA OFFICE	\$644.34
				GENERAL FUND	\$1,546.46
				LAPA	\$64.44
				LONG BEACH PD	\$4,188.33
07-0948		\$1,629.50	12/16/2008		
				DA OFFICE	\$162.96
				GENERAL FUND	\$391.08
				LAPA	\$16.29



State of California  
**ASSET FORFEITURE REPORT - 2008**

*Table 3*

Admin Number	Docket Number	Amount Forfeited	Date Disbursed	Recipient	Amount Disbursed
07-0949		\$1,887.09	10/22/2008	LONG BEACH PD	\$1,059.17
				DA OFFICE	\$188.71
				GENERAL FUND	\$452.90
				LAPA	\$18.87
07-0950		\$5,003.86	12/16/2008	LONG BEACH PD	\$1,226.61
				DA OFFICE	\$500.39
				GENERAL FUND	\$1,200.93
				LAPA	\$50.04
07-0951		\$7,260.47	11/21/2008	LONG BEACH PD	\$3,252.50
				DA OFFICE	\$726.05
				GENERAL FUND	\$1,742.51
				LAPA	\$72.61
07-0953	LA056958	\$3,516.36	9/8/2008	LONG BEACH PD	\$4,719.30
				DA OFFICE	\$351.64
				GENERAL FUND	\$843.93
				LAPA	\$35.16
07-0956		\$1,072.18	12/16/2008	LOS ANGELES PD	\$2,285.63
				DA OFFICE	\$107.23
				GENERAL FUND	\$257.32
				LAPA	\$10.72
07-0957		\$508.49	11/21/2008	LOS ANGELES PD	\$696.91
				DA OFFICE	\$50.86
				GENERAL FUND	\$122.03
				LAPA	\$5.09
07-0958		\$1,394.26	12/16/2008	LOS ANGELES PD	\$330.51
				DA OFFICE	\$139.43
				GENERAL FUND	\$334.62
				LAPA	\$13.94
07-0959	PA060087	\$10,522.03	6/6/2008	LOS ANGELES PD	\$906.27
				DA OFFICE	\$1,052.19
				GENERAL FUND	\$2,525.29
				LAPA	\$105.22
07-0962	BS111498	\$29,369.18	2/21/2008	LOS ANGELES PD	\$6,839.33
				DA OFFICE	\$2,936.93
				GENERAL FUND	\$7,048.60
				LAPA	\$293.69
				LOS ANGELES PD	\$19,089.96



State of California  
**ASSET FORFEITURE REPORT - 2008**

*Table 3*

Admin Number	Docket Number	Amount Forfeited	Date Disbursed	Recipient	Amount Disbursed
07-0963	BS111744	\$52,389.28	2/21/2008	DA OFFICE	\$5,238.93
				GENERAL FUND	\$12,573.43
				LAPA	\$523.89
				LOS ANGELES CO SO	\$34,053.03
07-0964		\$2,123.96	9/8/2008	DA OFFICE	\$212.40
				GENERAL FUND	\$509.75
				LAPA	\$21.24
				MONTEBELLO PD	\$1,380.57
07-0965		\$1,439.17	8/19/2008	DA OFFICE	\$143.91
				GENERAL FUND	\$345.40
				LAPA	\$14.39
				LONG BEACH PD	\$935.47
07-0966	BS111745	\$88,722.19	7/18/2008	DA OFFICE	\$8,872.23
				GENERAL FUND	\$21,293.32
				LAPA	\$887.22
				LOS ANGELES CO SO	\$57,669.42
07-0969		\$1,317.63	12/16/2008	DA OFFICE	\$131.77
				GENERAL FUND	\$316.23
				LAPA	\$13.18
				LOS ANGELES PD	\$856.45
07-0971		\$2,259.85	11/19/2008	DA OFFICE	\$225.98
				GENERAL FUND	\$542.37
				LAPA	\$22.60
				LOS ANGELES PD	\$1,468.90
07-0972		\$733.50	8/19/2008	DA OFFICE	\$73.34
				GENERAL FUND	\$176.04
				LAPA	\$7.34
				LOS ANGELES PD	\$476.78
07-0975		\$1,333.29	8/19/2008	DA OFFICE	\$133.33
				GENERAL FUND	\$319.99
				LAPA	\$13.33
				LOS ANGELES PD	\$866.64
07-0976	LA057002	\$14,008.93	9/8/2008	DA OFFICE	\$1,400.90
				GENERAL FUND	\$3,362.14
				LAPA	\$140.09
				LOS ANGELES PD	\$9,105.80
07-0977	BA329631	\$1,118.90	4/11/2008	DA OFFICE	\$111.88



State of California  
**ASSET FORFEITURE REPORT - 2008**

*Table 3*

Admin Number	Docket Number	Amount Forfeited	Date Disbursed	Recipient	Amount Disbursed
				GENERAL FUND	\$268.54
				LAPA	\$11.19
				LOS ANGELES PD	\$727.29
07-0979		\$879.01	12/16/2008		
				DA OFFICE	\$87.90
				GENERAL FUND	\$210.96
				LAPA	\$8.79
				REDONDO BEACH PD	\$571.36
07-0980		\$7,440.45	10/22/2008		
				DA OFFICE	\$744.05
				GARDENA PD	\$4,836.29
				GENERAL FUND	\$1,785.71
				LAPA	\$74.40
07-0981		\$141,047.19	6/6/2008		
				DA OFFICE	\$14,104.73
				GENERAL FUND	\$33,851.32
				LAPA	\$1,410.47
				LOS ANGELES PD	\$91,680.67
07-0982	NA075159	\$1,098.81	7/3/2008		
				DA OFFICE	\$109.88
				GENERAL FUND	\$263.71
				LAPA	\$10.99
				LONG BEACH PD	\$714.23
07-0983		\$2,782.12	11/21/2008		
				BURBANK PD	\$1,808.38
				DA OFFICE	\$278.21
				GENERAL FUND	\$667.71
				LAPA	\$27.82
07-0986		\$718.14	8/19/2008		
				DA OFFICE	\$71.81
				GENERAL FUND	\$172.35
				LAPA	\$7.18
				LOS ANGELES PD	\$466.80
07-0987	BA330226	\$2,281.10	4/11/2008		
				DA OFFICE	\$228.11
				GENERAL FUND	\$547.46
				LAPA	\$22.81
				LOS ANGELES PD	\$1,482.72
07-0988	BA330255	\$588.81	10/22/2008		
				DA OFFICE	\$58.87
				GENERAL FUND	\$141.32
				LAPA	\$5.89
				LOS ANGELES PD	\$382.73
07-0990		\$1,258.79	6/6/2008		
				DA OFFICE	\$125.87
				GENERAL FUND	\$302.11
				LAPA	\$12.59





State of California  
**ASSET FORFEITURE REPORT - 2008**

*Table 3*

Admin Number	Docket Number	Amount Forfeited	Date Disbursed	Recipient	Amount Disbursed
07-0993		\$498.45	11/21/2008	LOS ANGELES PD	\$818.22
				DA OFFICE	\$49.83
				GENERAL FUND	\$119.63
				LAPA	\$4.99
07-0994		\$683.19	12/16/2008	LOS ANGELES PD	\$324.00
				DA OFFICE	\$68.33
				GENERAL FUND	\$163.96
				LAPA	\$6.83
07-0995		\$1,667.53	4/1/2008	LOS ANGELES PD	\$444.07
				DA OFFICE	\$166.74
				GENERAL FUND	\$400.21
				LAPA	\$16.68
07-0999	KA079310	\$5,368.94	11/19/2008	LOS ANGELES PD	\$1,083.90
				DA OFFICE	\$536.89
				GENERAL FUND	\$1,288.55
				LAPA	\$53.69
07-1002	NA076078	\$2,040.62	7/23/2008	LOS ANGELES CO SO	\$3,489.81
				DA OFFICE	\$204.06
				GENERAL FUND	\$489.75
				LAPA	\$20.41
07-1003		\$8,454.49	9/8/2008	LONG BEACH PD	\$1,326.40
				AZUSA PD	\$5,495.41
				DA OFFICE	\$845.46
				GENERAL FUND	\$2,029.08
				LAPA	\$84.54
07-1013		\$558.69	10/22/2008	DA OFFICE	\$55.87
				GENERAL FUND	\$134.08
				LAPA	\$5.59
07-1015		\$1,805.41	12/16/2008	LOS ANGELES PD	\$363.15
				DA OFFICE	\$180.54
				GENERAL FUND	\$433.30
				LAPA	\$18.05
07-1016	PA060170	\$1,827.92	8/19/2008	LOS ANGELES PD	\$1,173.52
				DA OFFICE	\$182.79
				GENERAL FUND	\$438.70
				LAPA	\$18.28
				LOS ANGELES PD	\$1,188.15



State of California  
**ASSET FORFEITURE REPORT - 2008**

*Table 3*

Admin Number	Docket Number	Amount Forfeited	Date Disbursed	Recipient	Amount Disbursed
07-1017		\$499.67	9/17/2008	DA OFFICE	\$49.97
				GENERAL FUND	\$119.92
				LAPA	\$5.00
				LOS ANGELES PD	\$324.78
07-1018		\$658.96	12/16/2008	DA OFFICE	\$65.90
				GENERAL FUND	\$158.15
				LAPA	\$6.59
				LOS ANGELES PD	\$428.32
07-1020		\$781.24	12/16/2008	DA OFFICE	\$78.12
				GENERAL FUND	\$187.50
				GLENDALE PD	\$507.81
				LAPA	\$7.81
07-1021	LA057042	\$1,348.23	6/2/2008	DA OFFICE	\$134.83
				GENERAL FUND	\$323.57
				GLENDALE PD	\$876.35
				LAPA	\$13.48
07-1022		\$1,071.42	6/2/2008	DA OFFICE	\$107.13
				GENERAL FUND	\$257.14
				LAPA	\$10.72
				LONG BEACH PD	\$696.43
07-1023		\$2,998.86	12/16/2008	DA OFFICE	\$299.89
				GENERAL FUND	\$719.72
				GLENDALE PD	\$1,949.26
				LAPA	\$29.99
07-1024		\$1,524.63	11/21/2008	DA OFFICE	\$152.45
				GENERAL FUND	\$365.91
				LAPA	\$15.25
				LONG BEACH PD	\$991.02
07-1025	BS112453	\$47,027.60	11/21/2008	DA OFFICE	\$4,702.76
				GENERAL FUND	\$11,286.62
				HAWTHORNE PD	\$30,567.94
				LAPA	\$470.28
07-1029		\$3,454.06	12/16/2008	DA OFFICE	\$345.39
				GENERAL FUND	\$828.98
				LAPA	\$34.54
				LOS ANGELES CO SO	\$2,245.15
07-1033		\$2,674.31	12/16/2008	DA OFFICE	\$267.43



State of California  
**ASSET FORFEITURE REPORT - 2008**

*Table 3*

Admin Number	Docket Number	Amount Forfeited	Date Disbursed	Recipient	Amount Disbursed
				GENERAL FUND	\$641.84
				LAPA	\$26.74
				LOS ANGELES PD	\$1,738.30
07-1035	BS112168	\$26,328.75	4/1/2008		
				DA OFFICE	\$2,632.87
				GENERAL FUND	\$6,318.90
				LAPA	\$263.29
				LONG BEACH PD	\$17,113.69
07-1036		\$488.98	12/16/2008		
				DA OFFICE	\$48.89
				GENERAL FUND	\$117.36
				LAPA	\$4.89
				LONG BEACH PD	\$317.84
07-1038		\$1,306.23	12/16/2008		
				DA OFFICE	\$130.62
				GENERAL FUND	\$313.50
				LAPA	\$13.06
				LOS ANGELES PD	\$849.05
07-1039	LA057134	\$1,410.65	9/17/2008		
				DA OFFICE	\$141.06
				GENERAL FUND	\$338.56
				LAPA	\$14.11
				LOS ANGELES PD	\$916.92
07-1040	NA076146	\$1,031.14	10/22/2008		
				DA OFFICE	\$103.12
				GENERAL FUND	\$247.47
				LAPA	\$10.31
				LOS ANGELES PD	\$670.24
07-1042		\$7,551.86	2/21/2008		
				DA OFFICE	\$755.19
				GENERAL FUND	\$1,812.44
				LAPA	\$75.52
				LOS ANGELES PD	\$4,908.71
07-1043		\$2,284.19	12/16/2008		
				DA OFFICE	\$228.42
				GENERAL FUND	\$548.20
				LAPA	\$22.84
				LOS ANGELES PD	\$1,484.73
07-1044	LA057137	\$546.67	4/11/2008		
				DA OFFICE	\$54.67
				GENERAL FUND	\$131.20
				LAPA	\$5.47
				LOS ANGELES PD	\$355.33
07-1046		\$1,360.09	12/16/2008		
				DA OFFICE	\$136.02
				GENERAL FUND	\$326.42
				LAPA	\$13.60



State of California  
**ASSET FORFEITURE REPORT - 2008**

*Table 3*

Admin Number	Docket Number	Amount Forfeited	Date Disbursed	Recipient	Amount Disbursed
07-1048	YA066917	\$1,971.98	9/8/2008	LOS ANGELES PD	\$884.05
				DA OFFICE	\$197.21
				GENERAL FUND	\$473.27
				LAPA	\$19.72
07-1049		\$4,151.57	10/22/2008	REDONDO BEACH PD	\$1,281.78
				CLAREMONT PD	\$2,698.52
				DA OFFICE	\$415.16
				GENERAL FUND	\$996.38
				LAPA	\$41.51
07-1051	NA076052	\$1,069.98	8/19/2008	DA OFFICE	\$107.00
				GENERAL FUND	\$256.79
				LAPA	\$10.70
				LONG BEACH PD	\$695.49
07-1052		\$2,295.64	11/19/2008	DA OFFICE	\$229.57
				GENERAL FUND	\$550.96
				LAPA	\$22.95
				LOS ANGELES CO SO	\$1,492.16
07-1053	VA103179	\$6,117.82	12/16/2008	DA OFFICE	\$611.79
				GENERAL FUND	\$1,468.27
				LAPA	\$61.18
				LOS ANGELES CO SO	\$3,976.58
07-1055		\$395.91	12/16/2008	DA OFFICE	\$39.59
				GENERAL FUND	\$95.02
				LAPA	\$3.96
				LOS ANGELES PD	\$257.34
07-1056		\$3,745.04	6/2/2008	DA OFFICE	\$374.51
				GENERAL FUND	\$898.81
				LAPA	\$37.45
				LOS ANGELES PD	\$2,434.27
07-1057		\$1,859.27	12/16/2008	DA OFFICE	\$185.94
				GENERAL FUND	\$446.22
				LAPA	\$18.59
				LOS ANGELES PD	\$1,208.52
07-1058		\$874.71	9/17/2008	DA OFFICE	\$87.47
				GENERAL FUND	\$209.93
				LAPA	\$8.75
				LOS ANGELES PD	\$568.56



State of California  
**ASSET FORFEITURE REPORT - 2008**

*Table 3*

Admin Number	Docket Number	Amount Forfeited	Date Disbursed	Recipient	Amount Disbursed
07-1059		\$725.24	12/16/2008	DA OFFICE	\$72.53
				GENERAL FUND	\$174.06
				LAPA	\$7.25
				LOS ANGELES PD	\$471.40
07-1060		\$661.79	9/17/2008	DA OFFICE	\$66.18
				GENERAL FUND	\$158.83
				LAPA	\$6.62
				LOS ANGELES PD	\$430.16
07-1062	LA057210	\$2,432.61	6/2/2008	DA OFFICE	\$243.26
				GENERAL FUND	\$583.82
				LAPA	\$24.33
				LOS ANGELES PD	\$1,581.20
07-1063		\$589.57	12/16/2008	DA OFFICE	\$58.96
				GENERAL FUND	\$141.50
				LAPA	\$5.89
				LOS ANGELES PD	\$383.22
07-1067		\$565.75	12/16/2008	DA OFFICE	\$56.57
				GENERAL FUND	\$135.78
				LAPA	\$5.66
				LOS ANGELES PD	\$367.74
07-1071	BS112165	\$184,669.16	4/28/2008	DA OFFICE	\$18,466.87
				GENERAL FUND	\$44,320.60
				LAPA	\$1,846.69
				LOS ANGELES PD	\$120,035.00
07-1072		\$2,832.83	8/19/2008	ALHAMBRA PD	\$1,841.34
				DA OFFICE	\$283.28
				GENERAL FUND	\$679.88
				LAPA	\$28.33
07-1074		\$1,157.43	12/16/2008	DA OFFICE	\$115.75
				GENERAL FUND	\$277.78
				LAPA	\$11.57
				LONG BEACH PD	\$752.33
07-1075		\$5,491.38	9/17/2008	DA OFFICE	\$549.14
				GENERAL FUND	\$1,317.93
				LAPA	\$54.91
				LOS ANGELES CO SO	\$3,569.40
07-1076	BA330565	\$3,249.59	7/18/2008	DA OFFICE	\$324.95



State of California  
**ASSET FORFEITURE REPORT - 2008**

*Table 3*

Admin Number	Docket Number	Amount Forfeited	Date Disbursed	Recipient	Amount Disbursed
				GENERAL FUND	\$779.90
				GLENDALE PD	\$2,112.24
				LAPA	\$32.50
07-1078		\$784.86	12/16/2008		
				DA OFFICE	\$78.48
				GENERAL FUND	\$188.37
				LAPA	\$7.85
				WEST COVINA PD	\$510.16
07-1079		\$682.11	12/16/2008		
				CHP-SOUTHERN DIV	\$443.37
				DA OFFICE	\$68.21
				GENERAL FUND	\$163.71
				LAPA	\$6.82
07-1080		\$1,050.53	12/16/2008		
				CHP-SOUTHERN DIV	\$682.84
				DA OFFICE	\$105.06
				GENERAL FUND	\$252.13
				LAPA	\$10.50
07-1081		\$17,673.61	12/16/2008		
				DA OFFICE	\$1,767.37
				GENERAL FUND	\$4,241.67
				LAPA	\$176.73
				SOUTH GATE PD	\$11,487.84
07-1082		\$1,967.15	12/16/2008		
				DA OFFICE	\$196.71
				GENERAL FUND	\$472.12
				LAPA	\$19.67
				REDONDO BEACH PD	\$1,278.65
07-1083		\$2,469.00	11/21/2008		
				DA OFFICE	\$246.90
				GENERAL FUND	\$592.56
				LAPA	\$24.69
				LOS ANGELES PD	\$1,604.85
07-1089		\$788.00	9/17/2008		
				DA OFFICE	\$78.81
				GENERAL FUND	\$189.12
				LAPA	\$7.88
				LOS ANGELES PD	\$512.19
07-1090		\$745.60	12/16/2008		
				DA OFFICE	\$74.56
				GENERAL FUND	\$178.95
				LAPA	\$7.45
				LOS ANGELES PD	\$484.64
07-1094		\$11,958.95	8/1/2008		
				DA OFFICE	\$1,195.89
				GENERAL FUND	\$2,870.15
				LAPA	\$119.59



State of California  
**ASSET FORFEITURE REPORT - 2008**

*Table 3*

Admin Number	Docket Number	Amount Forfeited	Date Disbursed	Recipient	Amount Disbursed
07-1096		\$3,726.83	12/16/2008	LOS ANGELES CO SO	\$7,773.32
				DA OFFICE	\$372.68
				GENERAL FUND	\$894.44
				LAPA	\$37.27
				PASADENA PD	\$2,422.44
07-1097	BS112400	\$63,526.09	2/21/2008	DA OFFICE	\$6,352.61
				GENERAL FUND	\$15,246.26
				LAPA	\$635.26
				LOS ANGELES CO SO	\$41,291.96
07-1098	BS112399	\$34,815.05	2/21/2008	DA OFFICE	\$3,481.51
				GENERAL FUND	\$8,355.61
				LAPA	\$348.15
				LOS ANGELES CO SO	\$22,629.78
07-1100	BA332196	\$662.35	5/20/2008	DA OFFICE	\$66.23
				GENERAL FUND	\$158.96
				LAPA	\$6.63
				LOS ANGELES PD	\$430.53
07-1101	BS114743	\$36,077.68	10/2/2008	DA OFFICE	\$3,607.77
				GENERAL FUND	\$8,658.64
				LAPA	\$360.78
				LOS ANGELES CO SO	\$23,450.49
07-1102	BS112255	\$81,675.10	5/20/2008	DA OFFICE	\$8,167.51
				GENERAL FUND	\$19,602.02
				LAPA	\$816.75
				LOS ANGELES PD	\$53,088.82
07-1103		\$719.25	9/17/2008	DA OFFICE	\$71.93
				GENERAL FUND	\$172.62
				LAPA	\$7.19
				LOS ANGELES PD	\$467.51
07-1107		\$696.67	9/17/2008	DA OFFICE	\$69.66
				GENERAL FUND	\$167.20
				LAPA	\$6.97
				LOS ANGELES PD	\$452.84
07-1108		\$1,400.41	11/21/2008	DA OFFICE	\$140.05
				GENERAL FUND	\$336.10
				LAPA	\$14.00
				LOS ANGELES PD	\$910.26



State of California  
**ASSET FORFEITURE REPORT - 2008**

*Table 3*

Admin Number	Docket Number	Amount Forfeited	Date Disbursed	Recipient	Amount Disbursed
07-1110		\$543.27	9/17/2008	DA OFFICE	\$54.34
				GENERAL FUND	\$130.38
				LAPA	\$5.43
				LOS ANGELES PD	\$353.12
07-1112		\$3,340.23	12/16/2008	DA OFFICE	\$334.02
				GENERAL FUND	\$801.66
				LAPA	\$33.40
				LOS ANGELES PD	\$2,171.15
07-1113		\$6,178.92	12/16/2008	DA OFFICE	\$617.90
				GENERAL FUND	\$1,482.94
				LAPA	\$61.79
				LOS ANGELES PD	\$4,016.29
07-1115		\$7,730.31	12/16/2008	DA OFFICE	\$773.04
				GENERAL FUND	\$1,855.27
				LAPA	\$77.30
				LOS ANGELES CO SO	\$5,024.70
07-1116		\$5,653.73	10/22/2008	CULVER CITY PD	\$3,674.92
				DA OFFICE	\$565.37
				GENERAL FUND	\$1,356.90
				LAPA	\$56.54
07-1118		\$3,090.84	12/16/2008	CHP-SOUTHERN DIV	\$2,009.05
				DA OFFICE	\$309.08
				GENERAL FUND	\$741.80
				LAPA	\$30.91
07-1119		\$10,330.32	12/16/2008	DA OFFICE	\$1,033.03
				GENERAL FUND	\$2,479.28
				LAPA	\$103.30
				LOS ANGELES CO SO	\$6,714.71
07-1121		\$789.86	12/16/2008	DA OFFICE	\$78.98
				GENERAL FUND	\$189.57
				LAPA	\$7.90
				LOS ANGELES PD	\$513.41
07-1122		\$598.89	12/16/2008	DA OFFICE	\$59.89
				GENERAL FUND	\$143.73
				LAPA	\$5.99
				LOS ANGELES PD	\$389.28
07-1123		\$592.68	12/16/2008	DA OFFICE	\$59.27





State of California  
**ASSET FORFEITURE REPORT - 2008**

*Table 3*

Admin Number	Docket Number	Amount Forfeited	Date Disbursed	Recipient	Amount Disbursed
				GENERAL FUND	\$142.24
				LAPA	\$5.93
				LOS ANGELES PD	\$385.24
07-1125		\$1,011.16	9/17/2008		
				DA OFFICE	\$101.12
				GENERAL FUND	\$242.68
				LAPA	\$10.11
				LOS ANGELES PD	\$657.25
07-1126		\$1,443.10	10/22/2008		
				DA OFFICE	\$144.32
				GENERAL FUND	\$346.34
				LAPA	\$14.43
				LOS ANGELES PD	\$938.01
07-1127		\$3,282.43	12/16/2008		
				DA OFFICE	\$328.25
				GENERAL FUND	\$787.78
				LAPA	\$32.82
				LONG BEACH PD	\$2,133.58
07-1130		\$3,595.30	10/22/2008		
				DA OFFICE	\$359.54
				GENERAL FUND	\$862.87
				LAPA	\$35.95
				LOS ANGELES CO SO	\$2,336.94
07-1132		\$2,425.25	9/17/2008		
				DA OFFICE	\$242.53
				GENERAL FUND	\$582.06
				LAPA	\$24.25
				LOS ANGELES PD	\$1,576.41
07-1134	LA057449	\$13,064.61	6/2/2008		
				DA OFFICE	\$1,306.46
				GENERAL FUND	\$3,135.50
				LAPA	\$130.65
				LOS ANGELES PD	\$8,492.00
07-1136	BS112866	\$52,393.49	7/18/2008		
				DA OFFICE	\$5,239.35
				GENERAL FUND	\$12,574.44
				HAWTHORNE PD	\$34,055.77
				LAPA	\$523.93
07-1142	PA060479	\$3,396.81	12/16/2008		
				DA OFFICE	\$339.67
				GENERAL FUND	\$815.24
				LAPA	\$33.97
				LOS ANGELES PD	\$2,207.93
07-1143		\$5,526.33	8/1/2008		
				DA OFFICE	\$552.63
				GENERAL FUND	\$1,326.32
				LAPA	\$55.27



State of California  
**ASSET FORFEITURE REPORT - 2008**

*Table 3*

Admin Number	Docket Number	Amount Forfeited	Date Disbursed	Recipient	Amount Disbursed
07-1144		\$839.80	9/8/2008	LOS ANGELES PD	\$3,592.11
				DA OFFICE	\$83.98
				GENERAL FUND	\$201.55
				LAPA	\$8.40
07-1145	BA332738	\$726.95	11/21/2008	LOS ANGELES PD	\$545.87
				DA OFFICE	\$72.70
				GENERAL FUND	\$174.47
				LAPA	\$7.27
07-1146		\$948.76	12/16/2008	LOS ANGELES PD	\$472.51
				DA OFFICE	\$94.88
				GENERAL FUND	\$227.70
				LAPA	\$9.49
07-1147		\$2,325.46	9/17/2008	LOS ANGELES PD	\$616.69
				DA OFFICE	\$232.55
				GENERAL FUND	\$558.11
				LAPA	\$23.25
07-1148		\$4,215.47	12/16/2008	LOS ANGELES PD	\$1,511.55
				DA OFFICE	\$421.56
				GENERAL FUND	\$1,011.71
				LAPA	\$42.15
07-1149	BA332968	\$452.76	8/1/2008	LOS ANGELES PD	\$2,740.05
				DA OFFICE	\$45.27
				GENERAL FUND	\$108.66
				LAPA	\$4.53
07-1154	BA332824	\$547.73	6/16/2008	LOS ANGELES PD	\$294.30
				DA OFFICE	\$54.79
				GENERAL FUND	\$131.45
				LAPA	\$5.47
07-1155		\$1,250.14	9/17/2008	LOS ANGELES PD	\$356.02
				DA OFFICE	\$125.02
				GENERAL FUND	\$300.03
				GLEN DORA PD	\$812.59
				LAPA	\$12.50
07-1158		\$994.56	9/17/2008	LOS ANGELES PD	\$646.47
				DA OFFICE	\$99.45
				GENERAL FUND	\$238.70
				LAPA	\$9.94
				LOS ANGELES PD	\$646.47



State of California  
**ASSET FORFEITURE REPORT - 2008**

*Table 3*

Admin Number	Docket Number	Amount Forfeited	Date Disbursed	Recipient	Amount Disbursed
07-1161		\$649.61	7/18/2008	DA OFFICE	\$64.95
				GENERAL FUND	\$155.91
				LAPA	\$6.50
				LOS ANGELES PD	\$422.25
07-1162		\$784.55	8/19/2008	DA OFFICE	\$78.45
				GENERAL FUND	\$188.29
				LAPA	\$7.85
				LOS ANGELES PD	\$509.96
07-1163		\$802.74	11/21/2008	DA OFFICE	\$80.27
				GENERAL FUND	\$192.66
				LAPA	\$8.03
				LOS ANGELES PD	\$521.78
07-1164	BA333128	\$3,468.87	9/17/2008	DA OFFICE	\$346.88
				GENERAL FUND	\$832.53
				LAPA	\$34.69
				LOS ANGELES PD	\$2,254.77
07-1165		\$4,308.06	9/17/2008	DA OFFICE	\$430.80
				GENERAL FUND	\$1,033.94
				LAPA	\$43.08
				LOS ANGELES PD	\$2,800.24
07-1166		\$2,068.38	9/17/2008	DA OFFICE	\$206.85
				GENERAL FUND	\$496.41
				LAPA	\$20.68
				PASADENA PD	\$1,344.44
07-1168		\$6,529.87	12/16/2008	CLAREMONT PD	\$4,244.42
				DA OFFICE	\$652.98
				GENERAL FUND	\$1,567.17
				LAPA	\$65.30
07-1172	LA057599	\$281.09	5/20/2008	DA OFFICE	\$28.11
				GENERAL FUND	\$67.46
				LAPA	\$2.81
				LOS ANGELES PD	\$182.71
07-1174		\$911.07	9/17/2008	DA OFFICE	\$91.11
				GENERAL FUND	\$218.66
				LAPA	\$9.11
				LOS ANGELES PD	\$592.19
07-1175		\$1,102.82	12/16/2008	DA OFFICE	\$110.28



State of California  
**ASSET FORFEITURE REPORT - 2008**

*Table 3*

Admin Number	Docket Number	Amount Forfeited	Date Disbursed	Recipient	Amount Disbursed
				GENERAL FUND	\$264.68
				LAPA	\$11.03
				LOS ANGELES PD	\$716.83
07-1176		\$676.04	9/8/2008		
				DA OFFICE	\$67.60
				GENERAL FUND	\$162.25
				LAPA	\$6.76
				LOS ANGELES PD	\$439.43
07-1177		\$614.16	7/18/2008		
				DA OFFICE	\$61.41
				GENERAL FUND	\$147.40
				LAPA	\$6.14
				LOS ANGELES PD	\$399.21
07-1178	BA333782	\$2,434.82	12/16/2008		
				DA OFFICE	\$243.48
				GENERAL FUND	\$584.36
				LAPA	\$24.35
				LOS ANGELES PD	\$1,582.63
07-1180		\$2,040.66	10/22/2008		
				DA OFFICE	\$204.06
				GENERAL FUND	\$489.76
				LAPA	\$20.41
				LONG BEACH PD	\$1,326.43
07-1182		\$3,340.30	7/18/2008		
				DA OFFICE	\$334.03
				GENERAL FUND	\$801.67
				LAPA	\$33.40
				LONG BEACH PD	\$2,171.20
07-1183		\$1,429.68	12/16/2008		
				DA OFFICE	\$142.96
				GENERAL FUND	\$343.13
				LAPA	\$14.30
				LONG BEACH PD	\$929.29
07-1185		\$1,183.80	11/21/2008		
				DA OFFICE	\$118.38
				GENERAL FUND	\$284.11
				LAPA	\$11.84
				LOS ANGELES PD	\$769.47
07-1186		\$1,197.38	12/16/2008		
				DA OFFICE	\$119.75
				GENERAL FUND	\$287.37
				LAPA	\$11.97
				LOS ANGELES PD	\$778.29
07-1187		\$902.86	7/18/2008		
				DA OFFICE	\$90.29
				GENERAL FUND	\$216.68
				LAPA	\$9.03



State of California  
**ASSET FORFEITURE REPORT - 2008**

*Table 3*

Admin Number	Docket Number	Amount Forfeited	Date Disbursed	Recipient	Amount Disbursed
07-1188		\$1,577.02	9/17/2008	LOS ANGELES PD	\$586.86
				DA OFFICE	\$157.70
				GENERAL FUND	\$378.49
				LAPA	\$15.77
07-1190		\$1,093.02	12/16/2008	LOS ANGELES PD	\$1,025.06
				DA OFFICE	\$109.30
				GENERAL FUND	\$262.33
				LAPA	\$10.93
07-1191		\$1,978.71	9/8/2008	LOS ANGELES PD	\$710.46
				DA OFFICE	\$197.86
				GENERAL FUND	\$474.89
				LAPA	\$19.79
07-1192	LA057563	\$1,090.26	4/24/2008	LOS ANGELES PD	\$1,286.17
				DA OFFICE	\$109.03
				GENERAL FUND	\$261.66
				LAPA	\$10.90
07-1194	BA333626	\$252.50	8/19/2008	LOS ANGELES PD	\$708.67
				DA OFFICE	\$25.26
				GENERAL FUND	\$60.60
				LAPA	\$2.52
07-1196		\$634.88	11/19/2008	LOS ANGELES PD	\$164.12
				DA OFFICE	\$63.49
				GENERAL FUND	\$152.37
				LAPA	\$6.35
07-1197	VA103799	\$4,105.16	8/1/2008	LOS ANGELES PD	\$412.67
				DA OFFICE	\$410.51
				GENERAL FUND	\$985.24
				LAPA	\$41.05
07-1198		\$2,050.66	11/21/2008	MAYWOOD PD	\$2,668.36
				DA OFFICE	\$205.06
				GENERAL FUND	\$492.16
				LAPA	\$20.51
07-1199		\$10,020.33	12/16/2008	LOS ANGELES PD	\$1,332.93
				DA OFFICE	\$1,002.04
				GENERAL FUND	\$2,404.88
				LAPA	\$100.20
				LOS ANGELES PD	\$6,513.21



State of California  
**ASSET FORFEITURE REPORT - 2008**

*Table 3*

Admin Number	Docket Number	Amount Forfeited	Date Disbursed	Recipient	Amount Disbursed
08-0001	BS112979	\$26,982.76	6/25/2008	DA OFFICE	\$2,698.28
				GENERAL FUND	\$6,475.86
				LAPA	\$269.83
				LOS ANGELES CO SO	\$17,538.79
08-0003	NA076828	\$4,590.21	11/21/2008	DA OFFICE	\$459.03
				GENERAL FUND	\$1,101.65
				LAPA	\$45.90
				LOS ANGELES CO SO	\$2,983.63
08-0005		\$1,892.26	9/8/2008	DA OFFICE	\$189.23
				GENERAL FUND	\$454.14
				LAPA	\$18.92
				LOS ANGELES PD	\$1,229.97
08-0006		\$971.73	9/17/2008	DA OFFICE	\$97.17
				GENERAL FUND	\$233.22
				GLENDALE PD	\$631.62
				LAPA	\$9.72
08-0008		\$2,452.69	9/8/2008	DA OFFICE	\$245.27
				GENERAL FUND	\$588.64
				LAPA	\$24.53
				LOS ANGELES PD	\$1,594.25
08-0009		\$13,552.51	8/19/2008	DA OFFICE	\$1,355.25
				GENERAL FUND	\$3,252.60
				LAPA	\$135.53
				LOS ANGELES CO SO	\$8,809.13
08-0011		\$22,183.57	8/1/2008	DA OFFICE	\$2,218.37
				GENERAL FUND	\$5,324.05
				LAPA	\$221.83
				LOS ANGELES PD	\$14,419.32
08-0013		\$1,178.65	8/1/2008	DA OFFICE	\$117.86
				GENERAL FUND	\$282.87
				LAPA	\$11.79
				REDONDO BEACH PD	\$766.13
08-0014		\$1,334.67	9/17/2008	DA OFFICE	\$133.47
				GENERAL FUND	\$320.32
				LAPA	\$13.35
				LOS ANGELES PD	\$867.53
08-0016		\$1,023.29	10/22/2008	DA OFFICE	\$102.33



State of California  
**ASSET FORFEITURE REPORT - 2008**

*Table 3*

Admin Number	Docket Number	Amount Forfeited	Date Disbursed	Recipient	Amount Disbursed
				GENERAL FUND	\$245.59
				LAPA	\$10.23
				LOS ANGELES PD	\$665.14
08-0018		\$1,307.35	12/16/2008		
				DA OFFICE	\$130.74
				GENERAL FUND	\$313.76
				LAPA	\$13.07
				LOS ANGELES PD	\$849.78
08-0019		\$1,212.48	9/17/2008		
				DA OFFICE	\$121.25
				GENERAL FUND	\$291.00
				LAPA	\$12.12
				LOS ANGELES PD	\$788.11
08-0021		\$2,346.98	8/1/2008		
				DA OFFICE	\$234.70
				GENERAL FUND	\$563.27
				LAPA	\$23.47
				LOS ANGELES PD	\$1,525.54
08-0022		\$1,072.78	8/1/2008		
				DA OFFICE	\$107.27
				GENERAL FUND	\$257.47
				LAPA	\$10.73
				REDONDO BEACH PD	\$697.31
08-0025		\$3,620.01	8/19/2008		
				DA OFFICE	\$362.01
				GENERAL FUND	\$868.80
				LAPA	\$36.20
				LOS ANGELES CO SO	\$2,353.00
08-0027	BA335101	\$1,104.69	6/16/2008		
				DA OFFICE	\$110.46
				GENERAL FUND	\$265.13
				LAPA	\$11.05
				LOS ANGELES PD	\$718.05
08-0030		\$2,760.68	11/21/2008		
				DA OFFICE	\$276.06
				GENERAL FUND	\$662.56
				LAPA	\$27.61
				LOS ANGELES CO SO	\$1,794.45
08-0031		\$2,429.17	11/19/2008		
				DA OFFICE	\$242.91
				GENERAL FUND	\$583.00
				LAPA	\$24.29
				LOS ANGELES CO SO	\$1,578.97
08-0033	BS113146	\$31,254.56	7/3/2008		
				DA OFFICE	\$3,125.46
				GENERAL FUND	\$7,501.10
				LAPA	\$312.54



State of California  
**ASSET FORFEITURE REPORT - 2008**

*Table 3*

Admin Number	Docket Number	Amount Forfeited	Date Disbursed	Recipient	Amount Disbursed
08-0034	BS113345	\$56,815.14	8/1/2008	LOS ANGELES PD	\$20,315.46
				DA OFFICE	\$5,681.51
				GENERAL FUND	\$13,635.63
				LAPA	\$568.16
08-0036	BA341726	\$12,472.92	8/1/2008	LOS ANGELES CO SO	\$36,929.84
				DA OFFICE	\$1,247.29
				GENERAL FUND	\$2,993.50
				LAPA	\$124.73
08-0037		\$2,050.92	9/17/2008	LOS ANGELES PD	\$8,107.40
				DA OFFICE	\$205.10
				GENERAL FUND	\$492.22
				LAPA	\$20.51
08-0041		\$3,588.51	9/8/2008	LOS ANGELES PD	\$1,333.09
				DA OFFICE	\$358.84
				GENERAL FUND	\$861.24
				LAPA	\$35.89
08-0042		\$1,928.54	11/21/2008	LOS ANGELES CO SO	\$2,332.54
				DA OFFICE	\$192.86
				GENERAL FUND	\$462.85
				LAPA	\$19.28
08-0044	KA081875	\$2,345.56	10/2/2008	MONTEBELLO PD	\$1,253.55
				AZUSA PD	\$1,524.61
				DA OFFICE	\$234.56
				GENERAL FUND	\$562.93
				LAPA	\$23.46
08-0045	KA081741	\$948.12	7/23/2008		
				DA OFFICE	\$94.81
				GENERAL FUND	\$227.55
				GLENDDORA PD	\$616.28
				LAPA	\$9.48
08-0046		\$9,253.42	9/8/2008		
				DA OFFICE	\$925.35
				GENERAL FUND	\$2,220.82
				LAPA	\$92.53
08-0049		\$1,115.27	11/21/2008	LOS ANGELES CO SO	\$6,014.72
				DA OFFICE	\$111.54
				GENERAL FUND	\$267.66
				LAPA	\$11.15
				LOS ANGELES PD	\$724.92





State of California  
**ASSET FORFEITURE REPORT - 2008**

*Table 3*

Admin Number	Docket Number	Amount Forfeited	Date Disbursed	Recipient	Amount Disbursed
08-0050		\$1,779.86	12/16/2008	DA OFFICE	\$177.98
				GENERAL FUND	\$427.17
				LAPA	\$17.80
				LOS ANGELES PD	\$1,156.91
08-0052	BS113586	\$42,262.95	11/19/2008	DA OFFICE	\$4,226.29
				GENERAL FUND	\$10,143.11
				HAWTHORNE PD	\$27,470.92
				LAPA	\$422.63
08-0053		\$2,323.80	11/19/2008	DA OFFICE	\$232.38
				GENERAL FUND	\$557.71
				LAPA	\$23.24
				LOS ANGELES PD	\$1,510.47
08-0054		\$1,705.43	9/17/2008	DA OFFICE	\$170.55
				GENERAL FUND	\$409.30
				LAPA	\$17.05
				LOS ANGELES PD	\$1,108.53
08-0055		\$1,351.79	11/19/2008	DA OFFICE	\$135.17
				GENERAL FUND	\$324.43
				LAPA	\$13.52
				LOS ANGELES PD	\$878.67
08-0056		\$2,056.27	11/19/2008	DA OFFICE	\$205.62
				GENERAL FUND	\$493.50
				LAPA	\$20.57
				LOS ANGELES PD	\$1,336.58
08-0057	KA081867	\$1,374.73	6/16/2008	DA OFFICE	\$137.47
				GENERAL FUND	\$329.93
				LAPA	\$13.75
				WEST COVINA PD	\$893.58
08-0059		\$4,559.71	9/17/2008	DA OFFICE	\$455.98
				GENERAL FUND	\$1,094.33
				LAPA	\$45.59
				SOUTH PASADENA PD	\$2,963.81
08-0060	BS113587	\$61,022.37	8/1/2008	DA OFFICE	\$6,102.23
				GENERAL FUND	\$14,645.37
				LAPA	\$610.23
				LOS ANGELES CO SO	\$39,664.54
08-0061		\$2,757.08	11/21/2008	DA OFFICE	\$275.71



State of California  
**ASSET FORFEITURE REPORT - 2008**

*Table 3*

Admin Number	Docket Number	Amount Forfeited	Date Disbursed	Recipient	Amount Disbursed
				GENERAL FUND	\$661.70
				LAPA	\$27.57
				LOS ANGELES PD	\$1,792.10
08-0062		\$3,298.34	9/17/2008		
				DA OFFICE	\$329.84
				GENERAL FUND	\$791.60
				LAPA	\$32.98
				LOS ANGELES PD	\$2,143.92
08-0064		\$1,061.24	9/17/2008		
				DA OFFICE	\$106.13
				GENERAL FUND	\$254.70
				LAPA	\$10.61
				LOS ANGELES PD	\$689.80
08-0067	TA095417	\$14,152.30	12/16/2008		
				DA OFFICE	\$1,415.23
				GENERAL FUND	\$3,396.55
				LAPA	\$141.52
				LOS ANGELES PD	\$9,199.00
08-0068	BA336436	\$2,515.18	9/17/2008		
				DA OFFICE	\$251.53
				GENERAL FUND	\$603.64
				LAPA	\$25.15
				LOS ANGELES PD	\$1,634.86
08-0071		\$1,651.45	9/17/2008		
				DA OFFICE	\$165.15
				GENERAL FUND	\$396.35
				LAPA	\$16.51
				MONTEBELLO PD	\$1,073.44
08-0074		\$591.52	9/8/2008		
				DA OFFICE	\$59.15
				GENERAL FUND	\$141.97
				LAPA	\$5.91
				LOS ANGELES PD	\$384.49
08-0076		\$15,210.61	9/17/2008		
				DA OFFICE	\$1,521.06
				GENERAL FUND	\$3,650.54
				HAWTHORNE PD	\$9,886.90
				LAPA	\$152.11
08-0077		\$3,218.11	9/8/2008		
				CHP-SOUTHERN DIV	\$2,091.77
				DA OFFICE	\$321.81
				GENERAL FUND	\$772.35
				LAPA	\$32.18
08-0078		\$6,125.70	9/17/2008		
				DA OFFICE	\$612.57
				GENERAL FUND	\$1,470.17
				LAPA	\$61.26



State of California  
**ASSET FORFEITURE REPORT - 2008**

*Table 3*

Admin Number	Docket Number	Amount Forfeited	Date Disbursed	Recipient	Amount Disbursed
08-0080		\$3,224.61	9/17/2008	LOS ANGELES CO SO	\$3,981.70
				DA OFFICE	\$322.46
				GENERAL FUND	\$773.91
				LAPA	\$32.25
				LOS ANGELES CO SO	\$2,095.99
08-0081	VA104411	\$3,488.52	10/2/2008	DA OFFICE	\$348.87
				GENERAL FUND	\$837.24
				LAPA	\$34.88
				WHITTIER PD	\$2,267.53
08-0083	BS113722	\$26,077.22	10/2/2008	DA OFFICE	\$2,607.72
				DOWNEY PD	\$16,950.20
				GENERAL FUND	\$6,258.53
				LAPA	\$260.77
08-0084	BS113588	\$32,286.49	5/20/2008	DA OFFICE	\$3,228.65
				GENERAL FUND	\$7,748.76
				LAPA	\$322.86
				TORRANCE PD	\$20,986.22
08-0088		\$862.97	9/8/2008	DA OFFICE	\$86.29
				GENERAL FUND	\$207.12
				LAPA	\$8.63
				REDONDO BEACH PD	\$560.93
08-0091		\$1,332.85	9/17/2008	DA OFFICE	\$133.29
				GENERAL FUND	\$319.88
				GLENDALE PD	\$866.35
				LAPA	\$13.33
08-0094		\$11,431.05	9/17/2008	DA OFFICE	\$1,143.11
				GENERAL FUND	\$2,743.45
				LAPA	\$114.31
				LOS ANGELES PD	\$7,430.18
08-0095		\$1,398.85	9/17/2008	DA OFFICE	\$139.89
				GENERAL FUND	\$335.72
				LAPA	\$13.99
				LOS ANGELES PD	\$909.25
08-0096		\$1,318.91	9/17/2008	DA OFFICE	\$131.89
				GENERAL FUND	\$316.54
				LAPA	\$13.19
				LOS ANGELES PD	\$857.29



State of California  
**ASSET FORFEITURE REPORT - 2008**

*Table 3*

Admin Number	Docket Number	Amount Forfeited	Date Disbursed	Recipient	Amount Disbursed
08-0098	BS113721	\$17,629.71	12/16/2008	DA OFFICE	\$1,762.96
				GENERAL FUND	\$4,231.13
				LAPA	\$176.30
				LOS ANGELES PD	\$11,459.32
08-0100		\$5,364.62	11/19/2008	DA OFFICE	\$536.45
				GENERAL FUND	\$1,287.51
				LAPA	\$53.65
				LOS ANGELES PD	\$3,487.01
08-0101	BS115494	\$27,737.97	9/17/2008	DA OFFICE	\$2,773.81
				GENERAL FUND	\$6,657.11
				LAPA	\$277.38
				LOS ANGELES CO SO	\$18,029.67
08-0102		\$1,963.96	12/16/2008	DA OFFICE	\$196.39
				GENERAL FUND	\$471.35
				GLENDALE PD	\$1,276.58
				LAPA	\$19.64
08-0109	VA104668	\$1,166.15	9/17/2008	DA OFFICE	\$116.62
				GENERAL FUND	\$279.87
				LAPA	\$11.66
				WHITTIER PD	\$758.00
08-0110		\$2,013.68	9/8/2008	DA OFFICE	\$201.37
				GENERAL FUND	\$483.28
				GLENDORA PD	\$1,308.89
				LAPA	\$20.14
08-0111		\$1,157.89	9/8/2008	DA OFFICE	\$115.78
				EL MONTE PD	\$752.63
				GENERAL FUND	\$277.90
				LAPA	\$11.58
08-0114	BS113793	\$63,848.06	6/2/2008	CULVER CITY PD	\$41,501.24
				DA OFFICE	\$6,384.81
				GENERAL FUND	\$15,323.53
				LAPA	\$638.48
08-0116		\$2,221.22	9/17/2008	DA OFFICE	\$222.13
				GENERAL FUND	\$533.09
				LAPA	\$22.21
				LOS ANGELES PD	\$1,443.79
08-0117	BS113857	\$45,921.70	8/1/2008	DA OFFICE	\$4,592.17



State of California  
**ASSET FORFEITURE REPORT - 2008**

*Table 3*

Admin Number	Docket Number	Amount Forfeited	Date Disbursed	Recipient	Amount Disbursed
				GENERAL FUND	\$11,021.21
				INGLEWOOD PD	\$29,849.10
				LAPA	\$459.22
08-0120		\$500.02	9/8/2008		
				DA OFFICE	\$49.99
				GENERAL FUND	\$120.01
				GLENDALE PD	\$325.02
				LAPA	\$5.00
08-0124		\$5,612.40	9/17/2008		
				DA OFFICE	\$561.24
				GENERAL FUND	\$1,346.98
				LAPA	\$56.12
				LOS ANGELES PD	\$3,648.06
08-0125	PA061056	\$4,171.71	10/2/2008		
				DA OFFICE	\$417.17
				GENERAL FUND	\$1,001.21
				LAPA	\$41.72
				LOS ANGELES PD	\$2,711.61
08-0131	BA337726	\$1,914.88	9/17/2008		
				DA OFFICE	\$191.49
				GENERAL FUND	\$459.57
				LAPA	\$19.15
				LOS ANGELES PD	\$1,244.67
08-0132	BS114080	\$39,181.17	8/1/2008		
				DA OFFICE	\$3,918.12
				GENERAL FUND	\$9,403.48
				LAPA	\$391.81
				LOS ANGELES PD	\$25,467.76
08-0133	YA071045	\$2,760.87	8/1/2008		
				DA OFFICE	\$276.09
				GENERAL FUND	\$662.61
				HAWTHORNE PD	\$1,794.56
				LAPA	\$27.61
08-0135		\$19,667.97	11/21/2008		
				DA OFFICE	\$1,966.80
				GENERAL FUND	\$4,720.31
				LAPA	\$196.68
				LOS ANGELES CO SO	\$12,784.18
08-0136		\$1,198.10	9/8/2008		
				DA OFFICE	\$119.82
				GENERAL FUND	\$287.54
				LAPA	\$11.98
				LOS ANGELES PD	\$778.76
08-0137	TA096049	\$2,634.97	9/17/2008		
				DA OFFICE	\$263.49
				GENERAL FUND	\$632.39
				LAPA	\$26.35



State of California  
**ASSET FORFEITURE REPORT - 2008**

*Table 3*

Admin Number	Docket Number	Amount Forfeited	Date Disbursed	Recipient	Amount Disbursed
08-0138		\$3,122.24	12/16/2008	LOS ANGELES CO SO	\$1,712.74
				DA OFFICE	\$312.22
				GENERAL FUND	\$749.34
				LAPA	\$31.22
08-0140	LA058436	\$1,593.97	9/17/2008	LOS ANGELES CO SO	\$2,029.46
				DA OFFICE	\$159.40
				GENERAL FUND	\$382.55
				LAPA	\$15.94
08-0146		\$3,458.61	9/17/2008	LOS ANGELES PD	\$1,036.08
				DA OFFICE	\$345.86
				GENERAL FUND	\$830.07
				LAPA	\$34.59
08-0147		\$1,106.43	9/17/2008	LOS ANGELES CO SO	\$2,248.09
				DA OFFICE	\$110.65
				GENERAL FUND	\$265.54
				LAPA	\$11.06
08-0148		\$2,259.83	9/17/2008	LOS ANGELES PD	\$719.18
				DA OFFICE	\$225.98
				GENERAL FUND	\$542.36
				LAPA	\$22.60
08-0150		\$267.63	8/19/2008	LOS ANGELES PD	\$1,468.89
				DA OFFICE	\$26.76
				GENERAL FUND	\$64.23
				LAPA	\$2.68
08-0151	GA064436	\$4,513.73	12/16/2008	LOS ANGELES PD	\$173.96
				DA OFFICE	\$451.36
				GENERAL FUND	\$1,083.30
				LAPA	\$45.14
08-0154		\$2,812.66	9/8/2008	LOS ANGELES CO SO	\$2,933.93
				DA OFFICE	\$281.26
				GENERAL FUND	\$675.04
				LAPA	\$28.12
08-0156		\$10,806.67	11/21/2008	LOS ANGELES PD	\$1,828.24
				DA OFFICE	\$1,080.67
				GENERAL FUND	\$2,593.60
				LAPA	\$108.06
				SAN BERNARDINO CO SO	\$7,024.34



State of California  
**ASSET FORFEITURE REPORT - 2008**

*Table 3*

<b>Admin Number</b>	<b>Docket Number</b>	<b>Amount Forfeited</b>	<b>Date Disbursed</b>	<b>Recipient</b>	<b>Amount Disbursed</b>
08-0159	NA076368	\$751.74	10/2/2008	DA OFFICE	\$75.17
				GENERAL FUND	\$180.42
				LAPA	\$7.52
				SOUTH GATE PD	\$488.63
08-0162		\$4,111.57	9/17/2008	DA OFFICE	\$411.16
				GENERAL FUND	\$986.78
				LAPA	\$41.11
				LOS ANGELES PD	\$2,672.52
08-0163		\$1,589.23	9/8/2008	DA OFFICE	\$158.92
				GENERAL FUND	\$381.42
				LAPA	\$15.89
				LOS ANGELES PD	\$1,033.00
08-0165		\$2,551.38	11/19/2008	DA OFFICE	\$255.15
				GENERAL FUND	\$612.33
				LAPA	\$25.51
				LOS ANGELES PD	\$1,658.39
08-0167		\$3,320.04	11/21/2008	DA OFFICE	\$332.00
				GENERAL FUND	\$796.81
				LAPA	\$33.20
				LOS ANGELES PD	\$2,158.03
08-0170		\$1,485.88	9/8/2008	DA OFFICE	\$148.59
				GENERAL FUND	\$356.61
				LAPA	\$14.86
				LOS ANGELES PD	\$965.82
08-0171	BA337236	\$1,161.99	9/17/2008	DA OFFICE	\$116.20
				GENERAL FUND	\$278.88
				LAPA	\$11.62
				LOS ANGELES PD	\$755.29
08-0174	SA066668	\$1,666.20	8/1/2008	DA OFFICE	\$166.63
				GENERAL FUND	\$399.89
				LAPA	\$16.66
				LOS ANGELES PD	\$1,083.02
08-0177	BA338510	\$3,396.59	10/2/2008	DA OFFICE	\$339.66
				GENERAL FUND	\$815.18
				LAPA	\$33.97
				LOS ANGELES CO SO	\$2,207.78
08-0180		\$6,890.10	11/19/2008	DA OFFICE	\$689.00



State of California  
**ASSET FORFEITURE REPORT - 2008**

*Table 3*

Admin Number	Docket Number	Amount Forfeited	Date Disbursed	Recipient	Amount Disbursed
				GENERAL FUND	\$1,653.63
				INGLEWOOD PD	\$4,478.57
				LAPA	\$68.90
08-0181	BS114516	\$50,227.57	10/22/2008		
				DA OFFICE	\$5,022.76
				GENERAL FUND	\$12,054.61
				I.R.N.E.T.	\$32,647.92
				LAPA	\$502.28
08-0182	PA061233	\$3,020.45	10/2/2008		
				DA OFFICE	\$302.05
				GENERAL FUND	\$724.91
				LAPA	\$30.20
				LOS ANGELES PD	\$1,963.29
08-0186		\$1,861.25	9/17/2008		
				DA OFFICE	\$186.13
				GENERAL FUND	\$446.70
				LAPA	\$18.61
				LOS ANGELES PD	\$1,209.81
08-0188	PA061239	\$6,130.20	9/17/2008		
				DA OFFICE	\$613.02
				GENERAL FUND	\$1,471.25
				LAPA	\$61.30
				LOS ANGELES PD	\$3,984.63
08-0210		\$5,136.83	12/16/2008		
				DA OFFICE	\$513.69
				GENERAL FUND	\$1,232.83
				LAPA	\$51.37
				LOS ANGELES PD	\$3,338.94
08-0212	BA339116	\$988.37	11/19/2008		
				DA OFFICE	\$98.84
				GENERAL FUND	\$237.21
				LAPA	\$9.88
				LOS ANGELES PD	\$642.44
08-0228	YA071502	\$18,165.21	9/17/2008		
				DA OFFICE	\$1,816.53
				GENERAL FUND	\$4,359.65
				LAPA	\$181.65
				REDONDO BEACH PD	\$11,807.38
08-0237	BS115060	\$62,201.97	8/1/2008		
				DA OFFICE	\$6,220.20
				GENERAL FUND	\$14,928.47
				LAPA	\$622.02
				LOS ANGELES CO SO	\$40,431.28
08-0240	YA071561	\$4,745.86	9/17/2008		
				DA OFFICE	\$474.58
				GENERAL FUND	\$1,139.01
				LAPA	\$47.46





State of California  
**ASSET FORFEITURE REPORT - 2008**

*Table 3*

Admin Number	Docket Number	Amount Forfeited	Date Disbursed	Recipient	Amount Disbursed
08-0241		\$4,257.27	12/16/2008	LOS ANGELES CO SO	\$3,084.81
				DA OFFICE	\$425.72
				GENERAL FUND	\$1,021.75
				LAPA	\$42.58
08-0252		\$1,362.99	11/21/2008	SAN BERNARDINO CO SO	\$2,767.22
				AZUSA PD	\$885.94
				DA OFFICE	\$136.30
				GENERAL FUND	\$327.12
				LAPA	\$13.63
08-0258	115299	\$85,196.62	11/19/2008		
				DA OFFICE	\$8,519.66
				GENERAL FUND	\$20,447.19
				LAPA	\$851.97
				LOS ANGELES PD	\$55,377.80
08-0259		\$3,524.10	12/16/2008		
				DA OFFICE	\$352.40
				GENERAL FUND	\$845.79
				LAPA	\$35.24
				LOS ANGELES PD	\$2,290.67
08-0265	LA058977	\$747.69	9/8/2008		
				DA OFFICE	\$74.76
				GENERAL FUND	\$179.45
				LAPA	\$7.48
				LOS ANGELES PD	\$486.00
08-0280	BA340657	\$1,919.66	12/16/2008		
				DA OFFICE	\$191.96
				GENERAL FUND	\$460.72
				LAPA	\$19.20
				LOS ANGELES PD	\$1,247.78
08-0285		\$7,542.70	12/16/2008		
				DA OFFICE	\$754.27
				GENERAL FUND	\$1,810.25
				LAPA	\$75.42
				LOS ANGELES CO SO	\$4,902.76
08-0286		\$7,723.27	11/21/2008		
				DA OFFICE	\$772.32
				GENERAL FUND	\$1,853.59
				LAPA	\$77.23
				LOS ANGELES CO SO	\$5,020.13
08-0307		\$4,268.00	11/21/2008		
				DA OFFICE	\$426.80
				GENERAL FUND	\$1,024.32
				LAPA	\$42.68
				LOS ANGELES CO SO	\$2,774.20



State of California  
**ASSET FORFEITURE REPORT - 2008**

*Table 3*

Admin Number	Docket Number	Amount Forfeited	Date Disbursed	Recipient	Amount Disbursed
08-0308	GA073418	\$1,733.84	11/19/2008	DA OFFICE	\$173.39
				GENERAL FUND	\$416.12
				LAPA	\$17.34
				PASADENA PD	\$1,126.99
08-0310	PA058540	\$1,166.05	11/21/2008	BURBANK PD	\$757.92
				DA OFFICE	\$116.62
				GENERAL FUND	\$279.85
				LAPA	\$11.66
08-0312	BS115621	\$145,239.31	9/8/2008	DA OFFICE	\$14,523.94
				GENERAL FUND	\$34,857.43
				LAPA	\$1,452.39
				LOS ANGELES CO SO	\$94,405.55
08-0335	BA342020	\$1,462.53	11/19/2008	DA OFFICE	\$146.25
				GENERAL FUND	\$351.01
				LAPA	\$14.62
				LOS ANGELES PD	\$950.65
08-0351	BA342618	\$582.30	11/21/2008	DA OFFICE	\$58.24
				GENERAL FUND	\$139.75
				LAPA	\$5.82
				LOS ANGELES PD	\$378.49
08-0353	KA083718	\$3,253.26	11/19/2008	DA OFFICE	\$325.32
				GENERAL FUND	\$780.79
				LAPA	\$32.53
				LOS ANGELES CO SO	\$2,114.62
08-0361	LA059489	\$766.11	11/21/2008	DA OFFICE	\$76.61
				GENERAL FUND	\$183.87
				LAPA	\$7.66
				LOS ANGELES PD	\$497.97
08-0365	TA098330	\$3,545.17	11/21/2008	DA OFFICE	\$354.52
				GENERAL FUND	\$850.85
				LAPA	\$35.45
				LOS ANGELES PD	\$2,304.35
08-0395		\$24,704.12	11/21/2008	DA OFFICE	\$2,470.42
				GENERAL FUND	\$5,928.99
				GLENDALE PD	\$16,057.67
				LAPA	\$247.04
08-0400		\$8,085.40	12/16/2008	DA OFFICE	\$808.54



State of California  
**ASSET FORFEITURE REPORT - 2008**

*Table 3*

Admin Number	Docket Number	Amount Forfeited	Date Disbursed	Recipient	Amount Disbursed
				GENERAL FUND	\$1,940.50
				LAPA	\$80.85
				LOS ANGELES CO SO	\$5,255.51
08-0402		\$1,452.40	12/16/2008		
				DA OFFICE	\$145.24
				GENERAL FUND	\$348.58
				LAPA	\$14.52
				LOS ANGELES PD	\$944.06
08-0406	BS116197	\$66,147.86	10/22/2008		
				DA OFFICE	\$6,614.78
				GENERAL FUND	\$15,875.48
				LAPA	\$661.48
				LOS ANGELES PD	\$42,996.12
08-0407	KA082198	\$1,736.30	10/22/2008		
				DA OFFICE	\$173.64
				GENERAL FUND	\$416.71
				LA IMPACT - GROUP 1	\$1,128.59
				LAPA	\$17.36
08-0417	SA068367	\$1,682.84	11/21/2008		
				CULVER CITY PD	\$1,093.84
				DA OFFICE	\$168.29
				GENERAL FUND	\$403.88
				LAPA	\$16.83
08-0422		\$3,332.71	12/16/2008		
				DA OFFICE	\$333.27
				GENERAL FUND	\$799.85
				LAPA	\$33.33
				LOS ANGELES CO SO	\$2,166.26
<b>LOS ANGELES</b>					<b>\$8,175,593.70</b>



State of California  
**ASSET FORFEITURE REPORT - 2008**

*Table 3*

Admin Number	Docket Number	Amount Forfeited	Date Disbursed	Recipient	Amount Disbursed
<b>MADERA</b>					
MA05-0090		\$3,457.50	4/24/2008	15% - 11489	\$337.11
				CDAA	\$34.58
				GENERAL FUND	\$829.78
				MADERA CO DA	\$345.75
				TF MADNET	\$1,910.28
MA06-0035		\$803.19	4/24/2008	15% - 11489	\$78.32
				CDAA	\$8.04
				GENERAL FUND	\$192.74
				MADERA CO DA	\$80.32
				TF MADNET	\$443.77
MA06-0039		\$1,536.86	4/30/2008	15% - 11489	\$149.85
				CDAA	\$15.37
				GENERAL FUND	\$368.83
				MADERA CO DA	\$153.69
				TF MADNET	\$849.12
MA06-0049		\$783.08	4/28/2008	15% - 11489	\$76.34
				CDAA	\$7.83
				GENERAL FUND	\$187.94
				MADERA CO DA	\$78.31
				TF MADNET	\$432.66
MA06-0070		\$751.62	4/28/2008	15% - 11489	\$73.27
				CDAA	\$7.52
				GENERAL FUND	\$180.39
				MADERA CO DA	\$75.17
				TF MADNET	\$415.27
MA07-0006		\$1,173.40	4/30/2008	15% - 11489	\$114.41
				CDAA	\$11.74
				GENERAL FUND	\$281.60
				MADERA CO DA	\$117.34
				TF MADNET	\$648.31
MA07-0011		\$2,733.40	4/28/2008	15% - 11489	\$266.51
				CDAA	\$27.34
				GENERAL FUND	\$656.00
				MADERA CO DA	\$273.34
				TF MADNET	\$1,510.21
MA07-0102		\$1,497.71	7/2/2008	15% - 11489	\$146.00
				CDAA	\$14.98
				GENERAL FUND	\$359.45



State of California  
ASSET FORFEITURE REPORT - 2008

*Table 3*

Admin Number	Docket Number	Amount Forfeited	Date Disbursed	Recipient	Amount Disbursed
				MADERA CO DA	\$149.78
				TF MADNET	\$827.50
<b>MADERA</b>					<b>\$12,736.76</b>



State of California  
**ASSET FORFEITURE REPORT - 2008**

*Table 3*

Admin Number	Docket Number	Amount Forfeited	Date Disbursed	Recipient	Amount Disbursed
<b>MENDOCINO</b>					
02-SF-027	TF	\$724.50	1/10/2008	AF OFFICER FUND	\$133.43
				CDA A	\$7.25
				DA OFFICE	\$72.45
				GENERAL FUND	\$173.88
				LEAA ED FUND 15%	\$70.64
				MENDOCINO CO COMMET	\$66.71
				TF MENDOCINO CO NTF	\$200.14
02-SF-028	TF	\$2,974.00	1/10/2008	AF OFFICER FUND	\$547.71
				CDA A	\$29.74
				DA OFFICE	\$297.40
				GENERAL FUND	\$713.76
				LEAA ED FUND 15%	\$289.97
				MENDOCINO CO COMMET	\$273.85
				TF MENDOCINO CO NTF	\$821.57
04-SF-042	COMMET	\$10,468.35	2/6/2008	AF OFFICER FUND	\$1,927.92
				CDA A	\$104.68
				DA OFFICE	\$1,046.84
				FORT BRAGG PD	\$481.98
				GENERAL FUND	\$2,512.40
				LEAA ED FUND 15%	\$1,020.66
				MENDOCINO CO COMMET	\$1,927.93
				MENDOCINO CO SO	\$481.98
				UKIAH PD	\$481.98
				WILLITS PD	\$481.98
05-SF-063	TF/COMMET	\$53,441.00	5/27/2008	AF OFFICER FUND	\$9,842.05
				CDA A	\$534.41
				DA OFFICE	\$5,344.10
				FORT BRAGG PD	\$2,460.51
				GENERAL FUND	\$12,825.84
				LEAA ED FUND 15%	\$5,210.50
				MENDOCINO CO SO	\$4,921.03
				MENDOCINO CO SO	\$2,460.51
				TF MENDOCINO CO NTF	\$4,921.03
				UKIAH PD	\$2,460.51
				WILLITS PD	\$2,460.51
05-SF-063B	TF/MCSO	\$5,424.22	5/27/2008	AF OFFICER FUND	\$998.96
				CDA A	\$54.24
				DA OFFICE	\$542.42
				FORT BRAGG PD	\$249.75
				GENERAL FUND	\$1,301.81
				LEAA ED FUND 15%	\$528.86



State of California  
**ASSET FORFEITURE REPORT - 2008**

*Table 3*

Admin Number	Docket Number	Amount Forfeited	Date Disbursed	Recipient	Amount Disbursed
				MENDOCINO CO COMMET	\$499.48
				MENDOCINO CO SO	\$249.74
				TF MENDOCINO CO NTF	\$499.48
				UKIAH PD	\$249.74
				WILLITS PD	\$249.74
06-SF-054	TF/CHP	\$59,881.20	2/6/2008		
				AF OFFICER FUND	\$11,028.12
				CDA A	\$598.81
				CHP-UKIAH	\$5,514.06
				DA OFFICE	\$5,988.12
				FORT BRAGG PD	\$2,757.03
				GENERAL FUND	\$14,371.49
				LEAA ED FUND 15%	\$5,838.42
				MENDOCINO CO SO	\$2,757.03
				TF MENDOCINO CO NTF	\$5,514.06
				UKIAH PD	\$2,757.03
				WILLITS PD	\$2,757.03
06-SF-084	MCSO	\$29,371.30	9/2/2008		
				AF OFFICER FUND	\$5,409.21
				CDA A	\$293.71
				DA OFFICE	\$2,937.13
				FORT BRAGG PD	\$1,352.31
				GENERAL FUND	\$7,049.11
				LEAA ED FUND 15%	\$2,863.70
				MENDOCINO CO SO	\$5,409.21
				MENDOCINO CO SO	\$1,352.30
				UKIAH PD	\$1,352.31
				WILLITS PD	\$1,352.31
06-SF-100	MCSO	\$9,959.50	6/18/2008		
				AF OFFICER FUND	\$1,834.21
				CDA A	\$99.60
				DA OFFICE	\$995.95
				FORT BRAGG PD	\$458.55
				GENERAL FUND	\$2,390.28
				LEAA ED FUND 15%	\$971.05
				MENDOCINO CO SO	\$917.10
				MENDOCINO CO SO	\$458.56
				TF MENDOCINO CO NTF	\$917.10
				UKIAH PD	\$458.55
				WILLITS PD	\$458.55
06-SF-113	MCSO	\$12,503.65	7/2/2008		
				AF OFFICER FUND	\$2,302.76
				CDA A	\$125.04
				DA OFFICE	\$1,250.37
				FORT BRAGG PD	\$575.68
				GENERAL FUND	\$3,000.88
				LEAA ED FUND 15%	\$1,219.11



State of California  
**ASSET FORFEITURE REPORT - 2008**

*Table 3*

Admin Number	Docket Number	Amount Forfeited	Date Disbursed	Recipient	Amount Disbursed
				MENDOCINO CO SO	\$2,302.76
				MENDOCINO CO SO	\$575.69
				UKIAH PD	\$575.68
				WILLITS PD	\$575.68
06-SF-114	MCSO	\$49,662.15	7/2/2008		
				AF OFFICER FUND	\$9,146.11
				CDA A	\$496.62
				DA OFFICE	\$4,966.22
				FORT BRAGG PD	\$2,286.52
				GENERAL FUND	\$11,918.92
				LEAA ED FUND 15%	\$4,842.06
				MENDOCINO CO SO	\$9,146.11
				MENDOCINO CO SO	\$2,286.53
				UKIAH PD	\$2,286.53
				WILLITS PD	\$2,286.53
06-SF-138	MCSO	\$1,262.40	8/13/2008		
				AF OFFICER FUND	\$232.50
				CDA A	\$12.62
				DA OFFICE	\$126.24
				GENERAL FUND	\$302.98
				LEAA ED FUND 15%	\$123.08
				MENDOCINO CO COMMET	\$116.24
				MENDOCINO CO SO	\$232.50
				TF MENDOCINO CO NTF	\$116.24
07-SF-023	MCSO	\$9,487.40	1/31/2008		
				AF OFFICER FUND	\$1,747.26
				CDA A	\$94.87
				DA OFFICE	\$948.74
				FORT BRAGG PD	\$436.81
				GENERAL FUND	\$2,276.98
				LEAA ED FUND 15%	\$925.02
				MENDOCINO CO SO	\$1,747.26
				MENDOCINO CO SO	\$436.82
				UKIAH PD	\$436.82
				WILLITS PD	\$436.82
07-SF-025	MCSO	\$25,661.40	3/27/2008		
				AF OFFICER FUND	\$4,725.98
				CDA A	\$256.61
				DA OFFICE	\$2,566.14
				FORT BRAGG PD	\$1,181.49
				GENERAL FUND	\$6,158.74
				LEAA ED FUND 15%	\$2,501.99
				MENDOCINO CO SO	\$4,725.98
				MENDOCINO CO SO	\$1,181.49
				UKIAH PD	\$1,181.49
				WILLITS PD	\$1,181.49





State of California  
**ASSET FORFEITURE REPORT - 2008**

*Table 3*

Admin Number	Docket Number	Amount Forfeited	Date Disbursed	Recipient	Amount Disbursed
07-SF-027	MCSO	\$1,110.40	3/27/2008	AF OFFICER FUND	\$204.50
				CDA A	\$11.10
				DA OFFICE	\$111.04
				GENERAL FUND	\$266.50
				LEAA ED FUND 15%	\$108.26
				MENDOCINO CO COMMET	\$102.25
				MENDOCINO CO SO	\$204.50
07-SF-031	TF	\$12,802.00	5/28/2008	TF MENDOCINO CO NTF	\$102.25
				AF OFFICER FUND	\$2,357.69
				CDA A	\$128.02
				DA OFFICE	\$1,280.20
				FORT BRAGG PD	\$589.43
				GENERAL FUND	\$3,072.48
				LEAA ED FUND 15%	\$1,248.20
MENDOCINO CO SO	\$589.43				
07-SF-036	MCSO	\$779.60	7/10/2008	TF MENDOCINO CO NTF	\$2,357.69
				UKIAH PD	\$589.43
				WILLITS PD	\$589.43
				AF OFFICER FUND	\$143.58
				CDA A	\$7.80
				DA OFFICE	\$77.96
				GENERAL FUND	\$187.10
LEAA ED FUND 15%	\$76.01				
07-SF-040	MCSO	\$2,927.40	6/2/2008	MENDOCINO CO COMMET	\$71.78
				MENDOCINO CO SO	\$143.58
				TF MENDOCINO CO NTF	\$71.79
				AF OFFICER FUND	\$539.13
				CDA A	\$29.27
				DA OFFICE	\$292.74
				FORT BRAGG PD	\$134.78
GENERAL FUND	\$702.58				
LEAA ED FUND 15%	\$285.42				
07-SF-042	MCSO	\$8,740.40	3/5/2008	MENDOCINO CO SO	\$539.14
				MENDOCINO CO SO	\$134.78
				UKIAH PD	\$134.78
				WILLITS PD	\$134.78
				AF OFFICER FUND	\$1,609.69
				CDA A	\$87.40
				DA OFFICE	\$874.04
FORT BRAGG PD	\$402.42				
GENERAL FUND	\$2,097.70				
LEAA ED FUND 15%	\$852.19				



State of California  
**ASSET FORFEITURE REPORT - 2008**

*Table 3*

Admin Number	Docket Number	Amount Forfeited	Date Disbursed	Recipient	Amount Disbursed
07-SF-044	MCSO	\$4,738.40	8/25/2008	MENDOCINO CO SO	\$1,609.70
				MENDOCINO CO SO	\$402.42
				UKIAH PD	\$402.42
				WILLITS PD	\$402.42
				AF OFFICER FUND	\$872.66
				CDA A	\$47.38
				DA OFFICE	\$473.84
				FORT BRAGG PD	\$218.16
				GENERAL FUND	\$1,137.22
				LEAA ED FUND 15%	\$461.99
07-SF-045	TF/UPD	\$74,070.95	9/10/2008	MENDOCINO CO SO	\$872.67
				MENDOCINO CO SO	\$218.16
				UKIAH PD	\$218.16
				WILLITS PD	\$218.16
				AF OFFICER FUND	\$13,641.40
				CDA A	\$740.71
				DA OFFICE	\$7,407.10
				FORT BRAGG PD	\$3,410.35
				GENERAL FUND	\$17,777.03
				LEAA ED FUND 15%	\$7,221.92
07-SF-055	MCSO	\$35,751.15	2/6/2008	MENDOCINO CO SO	\$3,410.35
				TF MENDOCINO CO NTF	\$6,820.70
				UKIAH PD	\$6,820.69
				UKIAH PD	\$3,410.35
				WILLITS PD	\$3,410.35
				AF OFFICER FUND	\$6,584.17
				CDA A	\$357.51
				DA OFFICE	\$3,575.12
				FORT BRAGG PD	\$1,646.04
				GENERAL FUND	\$8,580.28
LEAA ED FUND 15%	\$3,485.74				
07-SF-057	MCSO	\$56,964.15	1/31/2008	MENDOCINO CO SO	\$6,584.17
				MENDOCINO CO SO	\$1,646.04
				UKIAH PD	\$1,646.04
				WILLITS PD	\$1,646.04
				AF OFFICER FUND	\$10,490.90
				CDA A	\$569.64
				DA OFFICE	\$5,696.42
				FORT BRAGG PD	\$2,622.73
				GENERAL FUND	\$13,671.40
				LEAA ED FUND 15%	\$5,554.00
MENDOCINO CO SO	\$10,490.90				
MENDOCINO CO SO	\$2,622.72				



State of California  
**ASSET FORFEITURE REPORT - 2008**

*Table 3*

Admin Number	Docket Number	Amount Forfeited	Date Disbursed	Recipient	Amount Disbursed				
07-SF-058	MCSO	\$10,325.65	2/20/2008	UKIAH PD	\$2,622.72				
				WILLITS PD	\$2,622.72				
				AF OFFICER FUND	\$1,901.64				
				CDA A	\$103.26				
				DA OFFICE	\$1,032.57				
				FORT BRAGG PD	\$475.41				
				GENERAL FUND	\$2,478.16				
				LEAA ED FUND 15%	\$1,006.75				
				MENDOCINO CO SO	\$1,901.63				
				MENDOCINO CO SO	\$475.41				
				UKIAH PD	\$475.41				
				WILLITS PD	\$475.41				
				07-SF-059	MCSO	\$5,395.15	10/1/2008	AF OFFICER FUND	\$993.61
CDA A	\$53.95								
DA OFFICE	\$539.52								
FORT BRAGG PD	\$248.40								
GENERAL FUND	\$1,294.84								
LEAA ED FUND 15%	\$526.03								
MENDOCINO CO SO	\$993.60								
MENDOCINO CO SO	\$248.40								
UKIAH PD	\$248.40								
WILLITS PD	\$248.40								
07-SF-060	UPD	\$9,820.80	1/31/2008					AF OFFICER FUND	\$1,808.66
								CDA A	\$98.21
								DA OFFICE	\$982.08
				FORT BRAGG PD	\$452.17				
				GENERAL FUND	\$2,356.99				
				LEAA ED FUND 15%	\$957.53				
				MENDOCINO CO SO	\$452.17				
				UKIAH PD	\$1,808.66				
				UKIAH PD	\$452.16				
				WILLITS PD	\$452.17				
				07-SF-066	MCSO	\$4,337.00	2/27/2008	AF OFFICER FUND	\$798.73
								CDA A	\$43.37
								DA OFFICE	\$433.70
FORT BRAGG PD	\$199.68								
GENERAL FUND	\$1,040.88								
LEAA ED FUND 15%	\$422.86								
MENDOCINO CO SO	\$798.74								
MENDOCINO CO SO	\$199.68								
UKIAH PD	\$199.68								
WILLITS PD	\$199.68								



State of California  
**ASSET FORFEITURE REPORT - 2008**

*Table 3*

Admin Number	Docket Number	Amount Forfeited	Date Disbursed	Recipient	Amount Disbursed
07-SF-068	MCSO	\$8,430.70	5/27/2008	AF OFFICER FUND	\$1,552.65
				CDA A	\$84.31
				DA OFFICE	\$843.07
				FORT BRAGG PD	\$388.16
				GENERAL FUND	\$2,023.37
				LEAA ED FUND 15%	\$821.99
				MENDOCINO CO SO	\$1,552.67
				MENDOCINO CO SO	\$388.16
				UKIAH PD	\$388.16
				WILLITS PD	\$388.16
07-SF-070	MCSO	\$55,135.70	4/1/2008	AF OFFICER FUND	\$10,154.16
				CDA A	\$551.36
				DA OFFICE	\$5,513.57
				FORT BRAGG PD	\$2,538.54
				GENERAL FUND	\$13,232.57
				LEAA ED FUND 15%	\$5,375.73
				MENDOCINO CO SO	\$10,154.15
				MENDOCINO CO SO	\$2,538.54
				UKIAH PD	\$2,538.54
				WILLITS PD	\$2,538.54
07-SF-071	MCSO	\$69,492.55	3/5/2008	AF OFFICER FUND	\$12,798.21
				CDA A	\$694.93
				DA OFFICE	\$6,949.26
				FORT BRAGG PD	\$3,199.55
				GENERAL FUND	\$16,678.21
				LEAA ED FUND 15%	\$6,775.52
				MENDOCINO CO SO	\$12,798.22
				MENDOCINO CO SO	\$3,199.55
				UKIAH PD	\$3,199.55
				WILLITS PD	\$3,199.55
07-SF-074	MCSO	\$7,843.90	2/27/2008	AF OFFICER FUND	\$1,444.58
				CDA A	\$78.44
				DA OFFICE	\$784.39
				FORT BRAGG PD	\$361.15
				GENERAL FUND	\$1,882.54
				LEAA ED FUND 15%	\$764.78
				MENDOCINO CO SO	\$1,444.57
				MENDOCINO CO SO	\$361.15
				UKIAH PD	\$361.15
				WILLITS PD	\$361.15
07-SF-079	COMMET	\$598.20	1/3/2008	AF OFFICER FUND	\$110.17
				CDA A	\$5.98



State of California  
**ASSET FORFEITURE REPORT - 2008**

*Table 3*

Admin Number	Docket Number	Amount Forfeited	Date Disbursed	Recipient	Amount Disbursed
				DA OFFICE	\$59.82
				GENERAL FUND	\$143.57
				LEAA ED FUND 15%	\$58.32
				MENDOCINO CO COMMET	\$165.26
				TF MENDOCINO CO NTF	\$55.08
07-SF-081A	TF	\$19,956.00	1/31/2008		
				AF OFFICER FUND	\$3,675.23
				CDA A	\$199.56
				DA OFFICE	\$1,995.60
				FORT BRAGG PD	\$918.80
				GENERAL FUND	\$4,789.44
				LEAA ED FUND 15%	\$1,945.71
				MENDOCINO CO SO	\$918.81
				TF MENDOCINO CO NTF	\$3,675.23
				UKIAH PD	\$918.81
				WILLITS PD	\$918.81
07-SF-082	TF	\$5,987.20	10/6/2008		
				AF OFFICER FUND	\$1,102.64
				CDA A	\$59.87
				CHP-GARBERVILLE	\$551.33
				DA OFFICE	\$598.72
				FORT BRAGG PD	\$275.66
				GENERAL FUND	\$1,436.93
				LEAA ED FUND 15%	\$583.75
				MENDOCINO CO SO	\$275.66
				TF MENDOCINO CO NTF	\$551.32
				UKIAH PD	\$275.66
				WILLITS PD	\$275.66
07-SF-083	TF	\$6,610.20	2/20/2008		
				AF OFFICER FUND	\$1,217.38
				CDA A	\$66.10
				DA OFFICE	\$661.02
				FORT BRAGG PD	\$304.34
				GENERAL FUND	\$1,586.45
				LEAA ED FUND 15%	\$644.49
				MENDOCINO CO SO	\$304.34
				TF MENDOCINO CO NTF	\$608.70
				UKIAH PD	\$608.70
				UKIAH PD	\$304.34
				WILLITS PD	\$304.34
07-SF-084	TF	\$20,052.30	1/23/2008		
				AF OFFICER FUND	\$3,692.97
				CDA A	\$200.52
				CHP-UKIAH	\$1,846.48
				DA OFFICE	\$2,005.23
				FORT BRAGG PD	\$923.24
				GENERAL FUND	\$4,812.55



State of California  
**ASSET FORFEITURE REPORT - 2008**

*Table 3*

Admin Number	Docket Number	Amount Forfeited	Date Disbursed	Recipient	Amount Disbursed
07-SF-086	MCSO	\$67,867.20	2/11/2008	LEAA ED FUND 15%	\$1,955.10
				MENDOCINO CO SO	\$923.24
				TF MENDOCINO CO NTF	\$1,846.49
				UKIAH PD	\$923.24
				WILLITS PD	\$923.24
				AF OFFICER FUND	\$12,498.88
				CDA A	\$678.67
				DA OFFICE	\$6,786.72
				FORT BRAGG PD	\$3,124.72
				GENERAL FUND	\$16,288.13
07-SF-087	MCSO	\$1,387.20	1/9/2008	LEAA ED FUND 15%	\$6,617.05
				MENDOCINO CO SO	\$12,498.87
				MENDOCINO CO SO	\$3,124.72
				UKIAH PD	\$3,124.72
				WILLITS PD	\$3,124.72
				AF OFFICER FUND	\$255.48
				CDA A	\$13.87
				DA OFFICE	\$138.72
				GENERAL FUND	\$332.93
				LEAA ED FUND 15%	\$135.25
07-SF-088	COMMET	\$116.00	2/13/2008	MENDOCINO CO COMMET	\$127.73
				MENDOCINO CO SO	\$255.48
				TF MENDOCINO CO NTF	\$127.74
				AF OFFICER FUND	\$21.36
				CDA A	\$1.16
				DA OFFICE	\$11.60
				GENERAL FUND	\$27.84
				LEAA ED FUND 15%	\$11.31
				MENDOCINO CO COMMET	\$32.05
				TF MENDOCINO CO NTF	\$10.68
07-SF-094	TF	\$1,696.00	2/13/2008	AF OFFICER FUND	\$312.35
				CDA A	\$16.96
				DA OFFICE	\$169.60
				GENERAL FUND	\$407.04
				LEAA ED FUND 15%	\$165.36
				MENDOCINO CO COMMET	\$156.17
				TF MENDOCINO CO NTF	\$468.52
				AF OFFICER FUND	\$1,232.81
				CDA A	\$66.94
				DA OFFICE	\$669.40
07-SF-095	TF	\$6,694.00	2/15/2008	FORT BRAGG PD	\$308.20
				GENERAL FUND	\$1,606.56



State of California  
**ASSET FORFEITURE REPORT - 2008**

*Table 3*

Admin Number	Docket Number	Amount Forfeited	Date Disbursed	Recipient	Amount Disbursed
07-SF-096	MCSO	\$3,065.60	2/22/2008	LEAA ED FUND 15%	\$652.67
				MENDOCINO CO SO	\$308.20
				TF MENDOCINO CO NTF	\$1,232.82
				UKIAH PD	\$308.20
				WILLITS PD	\$308.20
				AF OFFICER FUND	\$564.58
				CDA A	\$30.66
				DA OFFICE	\$306.56
				FORT BRAGG PD	\$141.15
				GENERAL FUND	\$735.74
07-SF-097	CHP	\$28,460.60	3/13/2008	LEAA ED FUND 15%	\$298.90
				MENDOCINO CO SO	\$564.56
				MENDOCINO CO SO	\$141.15
				UKIAH PD	\$141.15
				WILLITS PD	\$141.15
				AF OFFICER FUND	\$5,241.50
				CDA A	\$284.61
				CHP-GARBERVILLE	\$5,241.50
				DA OFFICE	\$2,846.06
				FORT BRAGG PD	\$1,310.37
07-SF-098	COMMET	\$9,294.60	5/13/2008	GENERAL FUND	\$6,830.54
				LEAA ED FUND 15%	\$2,774.91
				MENDOCINO CO SO	\$1,310.37
				UKIAH PD	\$1,310.37
				WILLITS PD	\$1,310.37
				AF OFFICER FUND	\$1,711.76
				CDA A	\$92.95
				DA OFFICE	\$929.46
				FORT BRAGG PD	\$427.94
				GENERAL FUND	\$2,230.70
07-SF-098B	COMMET	\$5,449.69	5/13/2008	LEAA ED FUND 15%	\$906.22
				MENDOCINO CO COMMET	\$1,711.75
				MENDOCINO CO SO	\$427.94
				UKIAH PD	\$427.94
				WILLITS PD	\$427.94
				AF OFFICER FUND	\$1,003.65
				CDA A	\$54.50
				DA OFFICE	\$544.97
				FORT BRAGG PD	\$250.91
				GENERAL FUND	\$1,307.93
LEAA ED FUND 15%	\$531.34				
MENDOCINO CO COMMET	\$1,003.66				
MENDOCINO CO SO	\$250.91				



State of California  
**ASSET FORFEITURE REPORT - 2008**

*Table 3*

Admin Number	Docket Number	Amount Forfeited	Date Disbursed	Recipient	Amount Disbursed				
07-SF-098C	COMMET	\$4,364.76	5/13/2008	UKIAH PD	\$250.91				
				WILLITS PD	\$250.91				
				AF OFFICER FUND	\$803.84				
				CDA A	\$43.65				
				DA OFFICE	\$436.48				
				FORT BRAGG PD	\$200.97				
				GENERAL FUND	\$1,047.54				
				LEAA ED FUND 15%	\$425.56				
				MENDOCINO CO COMMET	\$803.84				
				MENDOCINO CO SO	\$200.96				
				UKIAH PD	\$200.96				
				WILLITS PD	\$200.96				
				07-SF-099	MCSO	\$7,940.60	2/13/2008	AF OFFICER FUND	\$1,462.39
CDA A	\$79.41								
DA OFFICE	\$794.06								
FORT BRAGG PD	\$365.60								
GENERAL FUND	\$1,905.74								
LEAA ED FUND 15%	\$774.21								
MENDOCINO CO SO	\$1,462.39								
MENDOCINO CO SO	\$365.60								
UKIAH PD	\$365.60								
WILLITS PD	\$365.60								
07-SF-100	MCSO	\$1,850.60	2/22/2008					AF OFFICER FUND	\$340.82
								CDA A	\$18.51
								DA OFFICE	\$185.06
				GENERAL FUND	\$444.14				
				LEAA ED FUND 15%	\$180.43				
				MENDOCINO CO COMMET	\$170.41				
				MENDOCINO CO SO	\$340.82				
				TF MENDOCINO CO NTF	\$170.41				
				07-SF-102A	MCSO	\$35,238.98	2/21/2008	AF OFFICER FUND	\$6,489.85
								CDA A	\$352.39
								DA OFFICE	\$3,523.90
								FORT BRAGG PD	\$1,622.46
								GENERAL FUND	\$8,457.36
LEAA ED FUND 15%	\$3,435.80								
MENDOCINO CO SO	\$6,489.84								
MENDOCINO CO SO	\$1,622.46								
UKIAH PD	\$1,622.46								
WILLITS PD	\$1,622.46								
07-SF-103	COMMET	\$6,452.98	5/27/2008					AF OFFICER FUND	\$1,188.42
								CDA A	\$64.53





State of California  
**ASSET FORFEITURE REPORT - 2008**

*Table 3*

Admin Number	Docket Number	Amount Forfeited	Date Disbursed	Recipient	Amount Disbursed
				DA OFFICE	\$645.30
				FORT BRAGG PD	\$297.11
				GENERAL FUND	\$1,548.72
				LEAA ED FUND 15%	\$629.17
				MENDOCINO CO COMMET	\$1,188.42
				MENDOCINO CO SO	\$297.09
				UKIAH PD	\$297.11
				WILLITS PD	\$297.11
07-SF-106	MCSO	\$4,697.98	10/6/2008		
				AF OFFICER FUND	\$865.21
				CDA A	\$46.98
				DA OFFICE	\$469.80
				FORT BRAGG PD	\$216.30
				GENERAL FUND	\$1,127.52
				LEAA ED FUND 15%	\$458.05
				MENDOCINO CO SO	\$865.22
				MENDOCINO CO SO	\$216.30
				UKIAH PD	\$216.30
				WILLITS PD	\$216.30
07-SF-107	MCSO	\$9,587.98	7/1/2008		
				AF OFFICER FUND	\$1,765.79
				CDA A	\$95.88
				DA OFFICE	\$958.80
				FORT BRAGG PD	\$441.44
				GENERAL FUND	\$2,301.12
				LEAA ED FUND 15%	\$934.83
				MENDOCINO CO SO	\$1,765.79
				MENDOCINO CO SO	\$441.45
				UKIAH PD	\$441.44
				WILLITS PD	\$441.44
07-SF-108	MCSO	\$5,255.98	2/20/2008		
				AF OFFICER FUND	\$967.98
				CDA A	\$52.56
				DA OFFICE	\$525.60
				FORT BRAGG PD	\$241.99
				GENERAL FUND	\$1,261.44
				LEAA ED FUND 15%	\$512.46
				MENDOCINO CO SO	\$967.98
				MENDOCINO CO SO	\$241.99
				UKIAH PD	\$241.99
				WILLITS PD	\$241.99
07-SF-109	TF	\$11,184.80	3/31/2008		
				AF OFFICER FUND	\$2,059.87
				CDA A	\$111.85
				DA OFFICE	\$1,118.48
				FORT BRAGG PD	\$514.96
				GENERAL FUND	\$2,684.35



State of California  
**ASSET FORFEITURE REPORT - 2008**

Table 3

Admin Number	Docket Number	Amount Forfeited	Date Disbursed	Recipient	Amount Disbursed
07-SF-110	TF	\$24,477.80	2/20/2008	LEAA ED FUND 15%	\$1,090.52
				MENDOCINO CO SO	\$514.97
				TF MENDOCINO CO NTF	\$2,059.87
				UKIAH PD	\$514.97
				WILLITS PD	\$514.96
				AF OFFICER FUND	\$4,507.99
				CDA A	\$244.78
				DA OFFICE	\$2,447.78
				FORT BRAGG PD	\$1,127.00
				GENERAL FUND	\$5,874.67
07-SF-111	MCSO	\$40,266.80	10/27/2008	LEAA ED FUND 15%	\$2,386.59
				MENDOCINO CO SO	\$1,127.00
				TF MENDOCINO CO NTF	\$4,507.99
				UKIAH PD	\$1,127.00
				WILLITS PD	\$1,127.00
				AF OFFICER FUND	\$7,415.80
				CDA A	\$402.67
				DA OFFICE	\$4,026.68
				FORT BRAGG PD	\$1,853.95
				GENERAL FUND	\$9,664.03
07-SF-112	MCSO	\$579.60	4/21/2008	LEAA ED FUND 15%	\$3,926.01
				MENDOCINO CO SO	\$7,415.81
				MENDOCINO CO SO	\$1,853.95
				UKIAH PD	\$1,853.95
				WILLITS PD	\$1,853.95
				AF OFFICER FUND	\$106.74
				CDA A	\$5.80
				DA OFFICE	\$57.96
				GENERAL FUND	\$139.10
				LEAA ED FUND 15%	\$56.51
07-SF-113	MCSO	\$1,940.60	2/21/2008	MENDOCINO CO COMMET	\$53.37
				MENDOCINO CO SO	\$106.75
				TF MENDOCINO CO NTF	\$53.37
				AF OFFICER FUND	\$357.39
				CDA A	\$19.41
				DA OFFICE	\$194.06
				FORT BRAGG PD	\$89.35
				GENERAL FUND	\$465.74
				LEAA ED FUND 15%	\$189.21
				MENDOCINO CO SO	\$357.39
				MENDOCINO CO SO	\$89.35
				UKIAH PD	\$89.35
				WILLITS PD	\$89.35



State of California  
**ASSET FORFEITURE REPORT - 2008**

*Table 3*

Admin Number	Docket Number	Amount Forfeited	Date Disbursed	Recipient	Amount Disbursed
08-SF-001	WPD	\$3,402.60	3/31/2008	AF OFFICER FUND	\$626.65
				CDA A	\$34.03
				DA OFFICE	\$340.26
				FORT BRAGG PD	\$156.66
				GENERAL FUND	\$816.62
				LEAA ED FUND 15%	\$331.75
				MENDOCINO CO SO	\$156.66
				UKIAH PD	\$156.66
				WILLITS PD	\$626.65
				WILLITS PD	\$156.66
08-SF-002	TF	\$2,700.60	3/4/2008	AF OFFICER FUND	\$497.36
				CDA A	\$27.01
				DA OFFICE	\$270.06
				FORT BRAGG PD	\$124.34
				GENERAL FUND	\$648.14
				LEAA ED FUND 15%	\$263.31
				MENDOCINO CO SO	\$124.34
				TF MENDOCINO CO NTF	\$497.36
				UKIAH PD	\$124.34
				WILLITS PD	\$124.34
08-SF-002C	TF	\$2,533.01	8/12/2008	AF OFFICER FUND	\$466.50
				CDA A	\$25.33
				DA OFFICE	\$253.30
				FORT BRAGG PD	\$116.62
				GENERAL FUND	\$607.92
				LEAA ED FUND 15%	\$246.97
				MENDOCINO CO SO	\$116.62
				TF MENDOCINO CO NTF	\$466.51
				UKIAH PD	\$116.62
				WILLITS PD	\$116.62
08-SF-006	MCSO	\$48,347.70	7/16/2008	AF OFFICER FUND	\$8,904.03
				CDA A	\$483.48
				DA OFFICE	\$4,834.77
				FORT BRAGG PD	\$2,226.01
				GENERAL FUND	\$11,603.45
				LEAA ED FUND 15%	\$4,713.90
				MENDOCINO CO SO	\$8,904.03
				MENDOCINO CO SO	\$2,226.01
				UKIAH PD	\$2,226.01
				WILLITS PD	\$2,226.01
08-SF-007	MCSO	\$3,012.80	9/9/2008	AF OFFICER FUND	\$554.86
				CDA A	\$30.13



State of California  
**ASSET FORFEITURE REPORT - 2008**

*Table 3*

Admin Number	Docket Number	Amount Forfeited	Date Disbursed	Recipient	Amount Disbursed
				DA OFFICE	\$301.28
				FORT BRAGG PD	\$138.71
				GENERAL FUND	\$723.07
				LEAA ED FUND 15%	\$293.75
				MENDOCINO CO SO	\$554.87
				MENDOCINO CO SO	\$138.71
				UKIAH PD	\$138.71
				WILLITS PD	\$138.71
08-SF-008	MCSO	\$4,920.80	7/18/2008		
				AF OFFICER FUND	\$906.25
				CDA A	\$49.21
				DA OFFICE	\$492.08
				FORT BRAGG PD	\$226.56
				GENERAL FUND	\$1,180.99
				LEAA ED FUND 15%	\$479.78
				MENDOCINO CO SO	\$906.25
				MENDOCINO CO SO	\$226.56
				UKIAH PD	\$226.56
				WILLITS PD	\$226.56
08-SF-009	TF	\$4,672.35	6/10/2008		
				AF OFFICER FUND	\$860.50
				CDA A	\$46.72
				DA OFFICE	\$467.24
				FORT BRAGG PD	\$215.12
				GENERAL FUND	\$1,121.36
				LEAA ED FUND 15%	\$455.55
				MENDOCINO CO SO	\$215.12
				TF MENDOCINO CO NTF	\$860.50
				UKIAH PD	\$215.12
				WILLITS PD	\$215.12
08-SF-009B	TF	\$3,671.89	5/27/2008		
				AF OFFICER FUND	\$676.24
				CDA A	\$36.72
				DA OFFICE	\$367.19
				FORT BRAGG PD	\$169.06
				GENERAL FUND	\$881.25
				LEAA ED FUND 15%	\$358.01
				MENDOCINO CO SO	\$169.06
				TF MENDOCINO CO NTF	\$676.24
				UKIAH PD	\$169.06
				WILLITS PD	\$169.06
08-SF-010	WPD	\$1,746.05	4/21/2008		
				AF OFFICER FUND	\$321.56
				CDA A	\$17.46
				DA OFFICE	\$174.61
				GENERAL FUND	\$419.05
				LEAA ED FUND 15%	\$170.24



State of California  
**ASSET FORFEITURE REPORT - 2008**

*Table 3*

Admin Number	Docket Number	Amount Forfeited	Date Disbursed	Recipient	Amount Disbursed
				MENDOCINO CO COMMET	\$160.78
				TF MENDOCINO CO NTF	\$160.78
				WILLITS PD	\$321.57
08-SF-012	TF/CHP	\$1,816.10	5/15/2008		
				AF OFFICER FUND	\$334.47
				CDA A	\$18.16
				DA OFFICE	\$181.61
				GENERAL FUND	\$435.86
				LEAA ED FUND 15%	\$177.07
				MENDOCINO CO COMMET	\$167.23
				TF MENDOCINO CO NTF	\$501.70
08-SF-013	WPD	\$15,476.80	4/24/2008		
				AF OFFICER FUND	\$2,850.31
				CDA A	\$154.77
				DA OFFICE	\$1,547.68
				FORT BRAGG PD	\$712.58
				GENERAL FUND	\$3,714.43
				LEAA ED FUND 15%	\$1,508.99
				MENDOCINO CO SO	\$712.58
				UKIAH PD	\$712.58
				WILLITS PD	\$2,850.30
				WILLITS PD	\$712.58
08-SF-014	TF	\$4,861.44	4/23/2008		
				AF OFFICER FUND	\$895.32
				CDA A	\$48.61
				DA OFFICE	\$486.14
				FORT BRAGG PD	\$223.82
				GENERAL FUND	\$1,166.75
				LEAA ED FUND 15%	\$473.99
				MENDOCINO CO SO	\$223.83
				TF MENDOCINO CO NTF	\$895.32
				UKIAH PD	\$223.83
				WILLITS PD	\$223.83
08-SF-014B	TF	\$3,437.98	5/1/2008		
				AF OFFICER FUND	\$633.16
				CDA A	\$34.38
				DA OFFICE	\$343.80
				FORT BRAGG PD	\$158.29
				GENERAL FUND	\$825.12
				LEAA ED FUND 15%	\$335.20
				MENDOCINO CO SO	\$158.29
				TF MENDOCINO CO NTF	\$633.16
				UKIAH PD	\$158.29
				WILLITS PD	\$158.29
08-SF-015	TF	\$10,274.80	4/3/2008		
				AF OFFICER FUND	\$1,892.28
				CDA A	\$102.75



State of California  
**ASSET FORFEITURE REPORT - 2008**

*Table 3*

Admin Number	Docket Number	Amount Forfeited	Date Disbursed	Recipient	Amount Disbursed
				DA OFFICE	\$1,027.48
				FORT BRAGG PD	\$473.07
				GENERAL FUND	\$2,465.95
				LEAA ED FUND 15%	\$1,001.79
				MENDOCINO CO SO	\$473.07
				TF MENDOCINO CO NTF	\$1,892.28
				UKIAH PD	\$473.06
				WILLITS PD	\$473.07
08-SF-016	TF	\$1,150.65	5/5/2008		
				AF OFFICER FUND	\$211.91
				CDA A	\$11.51
				DA OFFICE	\$115.07
				GENERAL FUND	\$276.16
				LEAA ED FUND 15%	\$112.19
				MENDOCINO CO COMMET	\$105.95
				TF MENDOCINO CO NTF	\$211.91
				UKIAH PD	\$105.95
08-SF-017	TF	\$635.65	5/1/2008		
				AF OFFICER FUND	\$117.07
				CDA A	\$6.36
				DA OFFICE	\$63.57
				GENERAL FUND	\$152.56
				LEAA ED FUND 15%	\$61.98
				MENDOCINO CO COMMET	\$58.51
				TF MENDOCINO CO NTF	\$175.60
08-SF-018A	COMMET	\$799.74	5/27/2008		
				AF OFFICER FUND	\$147.29
				CDA A	\$8.00
				DA OFFICE	\$79.97
				GENERAL FUND	\$191.94
				LEAA ED FUND 15%	\$77.97
				MENDOCINO CO COMMET	\$73.64
				TF MENDOCINO CO NTF	\$220.93
08-SF-018B	COMMET	\$1,154.20	11/14/2008		
				AF OFFICER FUND	\$212.57
				CDA A	\$11.54
				DA OFFICE	\$115.42
				GENERAL FUND	\$277.01
				LEAA ED FUND 15%	\$112.53
				MENDOCINO CO COMMET	\$318.85
				TF MENDOCINO CO NTF	\$106.28
08-SF-019	TF	\$1,974.74	7/7/2008		
				AF OFFICER FUND	\$363.68
				CDA A	\$19.75
				DA OFFICE	\$197.47
				FORT BRAGG PD	\$90.92
				GENERAL FUND	\$473.94



State of California  
**ASSET FORFEITURE REPORT - 2008**

*Table 3*

Admin Number	Docket Number	Amount Forfeited	Date Disbursed	Recipient	Amount Disbursed
08-SF-020	TF	\$25,854.74	9/16/2008	LEAA ED FUND 15%	\$192.54
				MENDOCINO CO SO	\$90.92
				TF MENDOCINO CO NTF	\$363.68
				UKIAH PD	\$90.92
				WILLITS PD	\$90.92
08-SF-022	TF	\$674.74	10/1/2008	AF OFFICER FUND	\$4,761.57
				CDA A	\$258.55
				DA OFFICE	\$2,585.47
				FORT BRAGG PD	\$1,190.40
				GENERAL FUND	\$6,205.14
				LEAA ED FUND 15%	\$2,520.84
				MENDOCINO CO SO	\$1,190.40
				TF MENDOCINO CO NTF	\$4,761.57
				UKIAH PD	\$1,190.40
				WILLITS PD	\$1,190.40
08-SF-023	MCSO	\$9,454.74	9/12/2008	AF OFFICER FUND	\$124.26
				CDA A	\$6.75
				DA OFFICE	\$67.47
				GENERAL FUND	\$161.94
				TF MENDOCINO CO NTF	\$186.40
08-SF-027	TF	\$2,240.40	7/10/2008	AF OFFICER FUND	\$1,741.25
				CDA A	\$94.55
				DA OFFICE	\$945.47
				FORT BRAGG PD	\$435.31
				GENERAL FUND	\$2,269.14
				LEAA ED FUND 15%	\$921.84
				MENDOCINO CO SO	\$1,741.25
				MENDOCINO CO SO	\$435.31
				UKIAH PD	\$435.31
				WILLITS PD	\$435.31
08-SF-027	TF	\$2,240.40	7/10/2008	AF OFFICER FUND	\$412.61
				CDA A	\$22.40
				DA OFFICE	\$224.04
				FORT BRAGG PD	\$103.15
				GENERAL FUND	\$537.70
				LEAA ED FUND 15%	\$218.44
				MENDOCINO CO SO	\$103.15
				TF MENDOCINO CO NTF	\$412.61
				UKIAH PD	\$103.15
				WILLITS PD	\$103.15



State of California  
**ASSET FORFEITURE REPORT - 2008**

*Table 3*

Admin Number	Docket Number	Amount Forfeited	Date Disbursed	Recipient	Amount Disbursed
08-SF-029	TF	\$1,064.37	6/12/2008	AF OFFICER FUND	\$196.02
				CDA A	\$10.64
				DA OFFICE	\$106.44
				GENERAL FUND	\$255.45
				LEAA ED FUND 15%	\$103.78
				MENDOCINO CO COMMET	\$98.01
				TF MENDOCINO CO NTF	\$294.03
08-SF-030	TF	\$846.26	7/7/2008	AF OFFICER FUND	\$155.85
				CDA A	\$8.46
				DA OFFICE	\$84.63
				GENERAL FUND	\$203.10
				LEAA ED FUND 15%	\$82.51
				MENDOCINO CO COMMET	\$77.93
				TF MENDOCINO CO NTF	\$233.78
08-SF-033	COMMET	\$946.26	7/28/2008	AF OFFICER FUND	\$174.27
				CDA A	\$9.46
				DA OFFICE	\$94.63
				GENERAL FUND	\$227.10
				LEAA ED FUND 15%	\$92.26
				MENDOCINO CO COMMET	\$87.13
				MENDOCINO CO SO	\$174.28
				TF MENDOCINO CO NTF	\$87.13
				08-SF-035	TF
				CDA A	\$14.20
				DA OFFICE	\$142.03
				GENERAL FUND	\$340.86
				LEAA ED FUND 15%	\$138.48
				MENDOCINO CO COMMET	\$130.79
				TF MENDOCINO CO NTF	\$392.34
08-SF-036	MCSO	\$2,087.26	7/7/2008	AF OFFICER FUND	\$384.40
				CDA A	\$20.87
				DA OFFICE	\$208.73
				FORT BRAGG PD	\$96.10
				GENERAL FUND	\$500.94
				LEAA ED FUND 15%	\$203.51
				MENDOCINO CO SO	\$384.41
				MENDOCINO CO SO	\$96.10
				UKIAH PD	\$96.10
				WILLITS PD	\$96.10
08-SF-037	MCSO	\$16,709.26	6/24/2008	AF OFFICER FUND	\$3,077.29
				CDA A	\$167.09





State of California  
**ASSET FORFEITURE REPORT - 2008**

*Table 3*

Admin Number	Docket Number	Amount Forfeited	Date Disbursed	Recipient	Amount Disbursed
				DA OFFICE	\$1,670.93
				FORT BRAGG PD	\$769.33
				GENERAL FUND	\$4,010.22
				LEAA ED FUND 15%	\$1,629.15
				MENDOCINO CO SO	\$3,077.29
				MENDOCINO CO SO	\$769.32
				UKIAH PD	\$769.32
				WILLITS PD	\$769.32
08-SF-038	TF	\$962.38	9/25/2008		
				AF OFFICER FUND	\$177.24
				CDA A	\$9.62
				DA OFFICE	\$96.24
				GENERAL FUND	\$230.97
				LEAA ED FUND 15%	\$93.83
				MENDOCINO CO COMMET	\$88.62
				TF MENDOCINO CO NTF	\$265.86
08-SF-040	MCSO	\$2,667.60	12/23/2008		
				AF OFFICER FUND	\$491.28
				CDA A	\$26.68
				DA OFFICE	\$266.76
				FORT BRAGG PD	\$122.82
				GENERAL FUND	\$640.22
				LEAA ED FUND 15%	\$260.09
				MENDOCINO CO SO	\$491.29
				MENDOCINO CO SO	\$122.82
				UKIAH PD	\$122.82
				WILLITS PD	\$122.82
08-SF-041	MCSO	\$1,113.60	6/30/2008		
				AF OFFICER FUND	\$205.09
				CDA A	\$11.14
				DA OFFICE	\$111.36
				GENERAL FUND	\$267.26
				LEAA ED FUND 15%	\$108.58
				MENDOCINO CO COMMET	\$102.54
				MENDOCINO CO SO	\$205.09
				TF MENDOCINO CO NTF	\$102.54
08-SF-042	MCSO	\$16,050.20	7/17/2008		
				AF OFFICER FUND	\$2,955.91
				CDA A	\$160.50
				DA OFFICE	\$1,605.02
				FORT BRAGG PD	\$738.98
				GENERAL FUND	\$3,852.05
				LEAA ED FUND 15%	\$1,564.89
				MENDOCINO CO SO	\$2,955.91
				MENDOCINO CO SO	\$738.98
				UKIAH PD	\$738.98
				WILLITS PD	\$738.98



State of California  
**ASSET FORFEITURE REPORT - 2008**

*Table 3*

Admin Number	Docket Number	Amount Forfeited	Date Disbursed	Recipient	Amount Disbursed
08-SF-043	MCSO	\$13,861.00	7/17/2008	AF OFFICER FUND	\$2,552.73
				CDA A	\$138.61
				DA OFFICE	\$1,386.10
				FORT BRAGG PD	\$638.18
				GENERAL FUND	\$3,326.64
				LEAA ED FUND 15%	\$1,351.45
				MENDOCINO CO SO	\$1,276.38
				MENDOCINO CO SO	\$638.18
				TF MENDOCINO CO NTF	\$1,276.37
				UKIAH PD	\$638.18
WILLITS PD	\$638.18				
08-SF-044	TF	\$9,867.60	10/7/2008	AF OFFICER FUND	\$1,817.28
				CDA A	\$98.68
				DA OFFICE	\$986.76
				GENERAL FUND	\$2,368.22
				LEAA ED FUND 15%	\$962.09
				MENDOCINO CO SO	\$454.32
				TF MENDOCINO CO NTF	\$1,817.29
				UKIAH PD	\$454.32
				UKIAH PD	\$454.32
				WILLITS PD	\$454.32
08-SF-045	TF	\$12,463.60	9/25/2008	AF OFFICER FUND	\$2,295.38
				CDA A	\$124.64
				DA OFFICE	\$1,246.36
				FORT BRAGG PD	\$573.84
				GENERAL FUND	\$2,991.26
				LEAA ED FUND 15%	\$1,215.20
				MENDOCINO CO SO	\$573.84
				TF MENDOCINO CO NTF	\$1,147.70
				UKIAH PD	\$1,147.70
				UKIAH PD	\$573.84
WILLITS PD	\$573.84				
08-SF-046	TF	\$50,387.60	10/23/2008	AF OFFICER FUND	\$9,279.72
				CDA A	\$503.88
				DA OFFICE	\$5,038.76
				FORT BRAGG PD	\$2,319.93
				GENERAL FUND	\$12,093.02
				LEAA ED FUND 15%	\$4,912.79
				MENDOCINO CO SO	\$2,319.93
				TF MENDOCINO CO NTF	\$4,639.86
				UKIAH PD	\$4,639.85
				UKIAH PD	\$2,319.93
WILLITS PD	\$2,319.93				



State of California  
**ASSET FORFEITURE REPORT - 2008**

*Table 3*

Admin Number	Docket Number	Amount Forfeited	Date Disbursed	Recipient	Amount Disbursed
08-SF-047	TF	\$2,511.60	7/24/2008	AF OFFICER FUND	\$462.55
				CDA A	\$25.12
				DA OFFICE	\$251.16
				FORT BRAGG PD	\$115.64
				GENERAL FUND	\$602.78
				LEAA ED FUND 15%	\$244.88
				MENDOCINO CO SO	\$115.64
				TF MENDOCINO CO NTF	\$462.55
				UKIAH PD	\$115.64
				WILLITS PD	\$115.64
08-SF-048	TF	\$16,932.60	7/9/2008	AF OFFICER FUND	\$3,118.41
				CDA A	\$169.33
				DA OFFICE	\$1,693.26
				FORT BRAGG PD	\$779.61
				GENERAL FUND	\$4,063.82
				LEAA ED FUND 15%	\$1,650.93
				MENDOCINO CO SO	\$779.61
				TF MENDOCINO CO NTF	\$3,118.41
				UKIAH PD	\$779.61
				WILLITS PD	\$779.61
08-SF-049	TF	\$8,387.60	6/23/2008	AF OFFICER FUND	\$1,544.72
				CDA A	\$83.88
				DA OFFICE	\$838.76
				FORT BRAGG PD	\$386.17
				GENERAL FUND	\$2,013.02
				LEAA ED FUND 15%	\$817.79
				MENDOCINO CO SO	\$386.18
				TF MENDOCINO CO NTF	\$1,544.72
				UKIAH PD	\$386.18
				WILLITS PD	\$386.18
08-SF-054	UPD	\$2,089.60	7/24/2008	AF OFFICER FUND	\$384.83
				CDA A	\$20.90
				DA OFFICE	\$208.96
				FORT BRAGG PD	\$96.21
				GENERAL FUND	\$501.50
				LEAA ED FUND 15%	\$203.74
				MENDOCINO CO SO	\$96.21
				UKIAH PD	\$96.21
				UKIAH PD	\$384.83
				WILLITS PD	\$96.21
08-SF-055	TF	\$1,867.60	7/24/2008	AF OFFICER FUND	\$343.95
				CDA A	\$18.68



State of California  
**ASSET FORFEITURE REPORT - 2008**

*Table 3*

Admin Number	Docket Number	Amount Forfeited	Date Disbursed	Recipient	Amount Disbursed
08-SF-056A	TF	\$11,567.60	8/12/2008	DA OFFICE	\$186.76
				GENERAL FUND	\$448.22
				LEAA ED FUND 15%	\$182.09
				MENDOCINO CO COMMET	\$171.97
				TF MENDOCINO CO NTF	\$515.93
08-SF-057A	TF	\$2,267.60	8/12/2008	AF OFFICER FUND	\$2,130.37
				CDA A	\$115.68
				DA OFFICE	\$1,156.76
				FORT BRAGG PD	\$532.59
				GENERAL FUND	\$2,776.22
				LEAA ED FUND 15%	\$1,127.84
				MENDOCINO CO SO	\$532.59
				TF MENDOCINO CO NTF	\$2,130.37
				UKIAH PD	\$532.59
				WILLITS PD	\$532.59
08-SF-058	TF	\$3,467.60	8/26/2008	AF OFFICER FUND	\$417.62
				CDA A	\$22.68
				DA OFFICE	\$226.76
				FORT BRAGG PD	\$104.40
				GENERAL FUND	\$544.22
				LEAA ED FUND 15%	\$221.09
				MENDOCINO CO SO	\$104.40
				TF MENDOCINO CO NTF	\$417.63
				UKIAH PD	\$104.40
				WILLITS PD	\$104.40
08-SF-061	TF	\$4,470.50	7/7/2008	AF OFFICER FUND	\$823.32
				CDA A	\$44.71
				DA OFFICE	\$447.05
				FORT BRAGG PD	\$205.82
				GENERAL FUND	\$1,072.92
				LEAA ED FUND 15%	\$435.87
				MENDOCINO CO SO	\$205.83
				TF MENDOCINO CO NTF	\$823.32



State of California  
**ASSET FORFEITURE REPORT - 2008**

*Table 3*

Admin Number	Docket Number	Amount Forfeited	Date Disbursed	Recipient	Amount Disbursed				
08-SF-062A	TF	\$5,934.50	9/24/2008	UKIAH PD	\$205.83				
				WILLITS PD	\$205.83				
				AF OFFICER FUND	\$1,092.94				
				CDA A	\$59.35				
				DA OFFICE	\$593.45				
				FORT BRAGG PD	\$273.23				
				GENERAL FUND	\$1,424.28				
				LEAA ED FUND 15%	\$578.61				
				MENDOCINO CO SO	\$273.23				
				TF MENDOCINO CO NTF	\$1,092.95				
08-SF-063	TF	\$3,440.50	8/21/2008	UKIAH PD	\$273.23				
				WILLITS PD	\$273.23				
				AF OFFICER FUND	\$633.63				
				CDA A	\$34.41				
				DA OFFICE	\$344.05				
				FORT BRAGG PD	\$158.40				
				GENERAL FUND	\$825.72				
				LEAA ED FUND 15%	\$335.45				
				MENDOCINO CO SO	\$158.41				
				TF MENDOCINO CO NTF	\$633.63				
08-SF-064	BNE	\$144.00	9/5/2008	UKIAH PD	\$158.40				
				WILLITS PD	\$158.40				
				AF OFFICER FUND	\$26.52				
				CA DOJ-BNE SACRAMENTO	\$26.52				
				CDA A	\$1.44				
				DA OFFICE	\$14.40				
				GENERAL FUND	\$34.56				
				LEAA ED FUND 15%	\$14.04				
				MENDOCINO CO COMMET	\$13.26				
				TF MENDOCINO CO NTF	\$13.26				
08-SF-065	BNE	\$488.50	12/18/2008	AF OFFICER FUND	\$89.97				
				CA DOJ-BNE SACRAMENTO	\$89.96				
				CDA A	\$4.89				
				DA OFFICE	\$48.85				
				GENERAL FUND	\$117.24				
				LEAA ED FUND 15%	\$47.63				
				MENDOCINO CO COMMET	\$44.98				
				TF MENDOCINO CO NTF	\$44.98				
				08-SF-066A	TF	\$1,532.38	9/2/2008	AF OFFICER FUND	\$282.21
								CDA A	\$15.32
DA OFFICE	\$153.24								
GENERAL FUND	\$367.77								



State of California  
**ASSET FORFEITURE REPORT - 2008**

*Table 3*

Admin Number	Docket Number	Amount Forfeited	Date Disbursed	Recipient	Amount Disbursed
08-SF-066B	TF	\$5,028.76	9/24/2008	LEAA ED FUND 15%	\$149.41
				MENDOCINO CO COMMET	\$141.11
				TF MENDOCINO CO NTF	\$423.32
				AF OFFICER FUND	\$926.13
				CDA A	\$50.29
				DA OFFICE	\$502.88
				FORT BRAGG PD	\$231.53
				GENERAL FUND	\$1,206.90
				LEAA ED FUND 15%	\$490.30
				MENDOCINO CO SO	\$231.53
08-SF-066C	TF	\$1,468.00	9/30/2008	TF MENDOCINO CO NTF	\$926.14
				UKIAH PD	\$231.53
				WILLITS PD	\$231.53
				AF OFFICER FUND	\$270.36
				CDA A	\$14.68
				DA OFFICE	\$146.80
				GENERAL FUND	\$352.32
				LEAA ED FUND 15%	\$143.13
				MENDOCINO CO COMMET	\$135.18
				TF MENDOCINO CO NTF	\$405.53
08-SF-068	TF	\$1,022.00	8/26/2008	AF OFFICER FUND	\$188.22
				CDA A	\$10.22
				DA OFFICE	\$102.20
				GENERAL FUND	\$245.28
				LEAA ED FUND 15%	\$99.65
				MENDOCINO CO COMMET	\$94.10
				TF MENDOCINO CO NTF	\$282.33
				AF OFFICER FUND	\$4,302.57
				CDA A	\$233.62
				DA OFFICE	\$2,336.24
08-SF-069	TF	\$23,362.38	9/12/2008	FORT BRAGG PD	\$1,075.64
				GENERAL FUND	\$5,606.97
				LEAA ED FUND 15%	\$2,277.83
				MENDOCINO CO SO	\$2,151.29
				MENDOCINO CO SO	\$1,075.65
				TF MENDOCINO CO NTF	\$2,151.29
				UKIAH PD	\$1,075.64
				WILLITS PD	\$1,075.64
				AF OFFICER FUND	\$474.33
				CDA A	\$25.76
08-SF-071	MCSO	\$2,575.54	9/2/2008	DA OFFICE	\$257.55
				FORT BRAGG PD	\$118.58



State of California  
**ASSET FORFEITURE REPORT - 2008**

*Table 3*

Admin Number	Docket Number	Amount Forfeited	Date Disbursed	Recipient	Amount Disbursed				
08-SF-073	TF	\$3,142.38	9/29/2008	GENERAL FUND	\$618.13				
				LEAA ED FUND 15%	\$251.12				
				MENDOCINO CO COMMET	\$474.33				
				MENDOCINO CO SO	\$118.58				
				UKIAH PD	\$118.58				
				WILLITS PD	\$118.58				
08-SF-075	MCSO	\$2,065.10	12/18/2008	AF OFFICER FUND	\$578.72				
				CDA A	\$31.42				
				DA OFFICE	\$314.24				
				FORT BRAGG PD	\$144.68				
				GENERAL FUND	\$754.17				
				LEAA ED FUND 15%	\$306.38				
				MENDOCINO CO SO	\$144.68				
				TF MENDOCINO CO NTF	\$578.73				
				UKIAH PD	\$144.68				
				WILLITS PD	\$144.68				
				08-SF-076	COMMET	\$923.10	9/4/2008	AF OFFICER FUND	\$380.32
								CDA A	\$20.65
DA OFFICE	\$206.51								
FORT BRAGG PD	\$95.08								
GENERAL FUND	\$495.62								
LEAA ED FUND 15%	\$201.35								
MENDOCINO CO SO	\$380.32								
MENDOCINO CO SO	\$95.09								
UKIAH PD	\$95.08								
WILLITS PD	\$95.08								
08-SF-077	TF	\$2,640.10	9/25/2008					AF OFFICER FUND	\$170.00
								CDA A	\$9.23
				DA OFFICE	\$92.31				
				GENERAL FUND	\$221.54				
				LEAA ED FUND 15%	\$90.00				
				MENDOCINO CO COMMET	\$255.02				
				TF MENDOCINO CO NTF	\$85.00				
				AF OFFICER FUND	\$486.23				
				CDA A	\$26.40				
				DA OFFICE	\$264.01				
				FORT BRAGG PD	\$121.55				
				GENERAL FUND	\$633.62				
LEAA ED FUND 15%	\$257.41								
MENDOCINO CO SO	\$121.55								
TF MENDOCINO CO NTF	\$486.23								
UKIAH PD	\$121.55								
WILLITS PD	\$121.55								



State of California  
**ASSET FORFEITURE REPORT - 2008**

*Table 3*

Admin Number	Docket Number	Amount Forfeited	Date Disbursed	Recipient	Amount Disbursed
08-SF-078	WPD	\$1,241.10	9/25/2008	AF OFFICER FUND	\$228.57
				CDA	\$12.41
				DA OFFICE	\$124.11
				GENERAL FUND	\$297.86
				LEAA ED FUND 15%	\$121.01
				MENDOCINO CO COMMET	\$114.28
				TF MENDOCINO CO NTF	\$114.28
				WILLITS PD	\$228.58
08-SF-081	TF	\$330.80	9/25/2008	AF OFFICER FUND	\$60.92
				CDA	\$3.31
				DA OFFICE	\$33.08
				GENERAL FUND	\$79.39
				LEAA ED FUND 15%	\$32.25
				MENDOCINO CO COMMET	\$30.46
				TF MENDOCINO CO NTF	\$91.39
08-SF-082	TF	\$710.50	11/24/2008	AF OFFICER FUND	\$130.85
				CDA	\$7.11
				DA OFFICE	\$71.05
				GENERAL FUND	\$170.52
				LEAA ED FUND 15%	\$69.27
				MENDOCINO CO COMMET	\$65.42
				TF MENDOCINO CO NTF	\$196.28
08-SF-084	TF	\$1,250.50	11/4/2008	AF OFFICER FUND	\$230.30
				CDA	\$12.51
				DA OFFICE	\$125.05
				GENERAL FUND	\$300.12
				LEAA ED FUND 15%	\$121.92
				MENDOCINO CO COMMET	\$115.15
				TF MENDOCINO CO NTF	\$230.30
				WILLITS PD	\$115.15
08-SF-085	TF	\$52,400.50	11/3/2008	AF OFFICER FUND	\$9,650.43
				CDA	\$524.01
				DA OFFICE	\$5,240.05
				FORT BRAGG PD	\$2,412.61
				GENERAL FUND	\$12,576.12
				LEAA ED FUND 15%	\$5,109.05
				MENDOCINO CO SO	\$2,412.61
				TF MENDOCINO CO NTF	\$4,825.21
				UKIAH PD	\$2,412.61
				WILLITS PD	\$4,825.19
				WILLITS PD	\$2,412.61





State of California  
**ASSET FORFEITURE REPORT - 2008**

*Table 3*

Admin Number	Docket Number	Amount Forfeited	Date Disbursed	Recipient	Amount Disbursed
08-SF-087	TF	\$530.50	11/4/2008	AF OFFICER FUND	\$97.70
				CDA A	\$5.31
				DA OFFICE	\$53.05
				GENERAL FUND	\$127.32
				LEAA ED FUND 15%	\$51.72
				MENDOCINO CO COMMET	\$48.85
				MENDOCINO CO SO	\$48.85
				TF MENDOCINO CO NTF	\$97.70
08-SF-088	TF	\$698.50	11/4/2008	AF OFFICER FUND	\$128.64
				CDA A	\$6.99
				DA OFFICE	\$69.85
				GENERAL FUND	\$167.64
				LEAA ED FUND 15%	\$68.10
				MENDOCINO CO COMMET	\$64.32
				TF MENDOCINO CO NTF	\$128.64
				UKIAH PD	\$64.32
08-SF-090	TF	\$11,176.05	11/4/2008	AF OFFICER FUND	\$2,058.26
				CDA A	\$111.76
				DA OFFICE	\$1,117.61
				FORT BRAGG PD	\$514.57
				GENERAL FUND	\$2,682.25
				LEAA ED FUND 15%	\$1,089.66
				MENDOCINO CO SO	\$514.56
				TF MENDOCINO CO NTF	\$2,058.26
				UKIAH PD	\$514.56
				WILLITS PD	\$514.56
08-SF-092	CHP	\$3,474.36	12/2/2008	AF OFFICER FUND	\$639.85
				CDA A	\$34.74
				CHP-GARBERVILLE	\$639.85
				DA OFFICE	\$347.44
				FORT BRAGG PD	\$159.97
				GENERAL FUND	\$833.85
				LEAA ED FUND 15%	\$338.75
				MENDOCINO CO SO	\$159.97
				UKIAH PD	\$159.97
				WILLITS PD	\$159.97
08-SF-097	TF	\$13,064.36	11/14/2008	AF OFFICER FUND	\$2,406.02
				CDA A	\$130.64
				CHP-GARBERVILLE	\$1,203.02
				DA OFFICE	\$1,306.44
				FORT BRAGG PD	\$601.50
				GENERAL FUND	\$3,135.45



State of California  
**ASSET FORFEITURE REPORT - 2008**

*Table 3*

Admin Number	Docket Number	Amount Forfeited	Date Disbursed	Recipient	Amount Disbursed
08-SF-099	WPD	\$555.36	11/4/2008	LEAA ED FUND 15%	\$1,273.78
				MENDOCINO CO SO	\$601.50
				TF MENDOCINO CO NTF	\$1,203.01
				UKIAH PD	\$601.50
				WILLITS PD	\$601.50
08-SF-100A	TF	\$876.36	11/14/2008	AF OFFICER FUND	\$102.28
				CDA A	\$5.55
				DA OFFICE	\$55.54
				GENERAL FUND	\$133.29
				LEAA ED FUND 15%	\$54.15
				MENDOCINO CO COMMET	\$51.14
				TF MENDOCINO CO NTF	\$51.14
				WILLITS PD	\$102.27
				AF OFFICER FUND	\$161.40
				CDA A	\$8.76
08-SF-101	TF	\$544.36	11/14/2008	CHP-UKIAH	\$80.69
				DA OFFICE	\$87.64
				GENERAL FUND	\$210.33
				LEAA ED FUND 15%	\$85.45
				MENDOCINO CO COMMET	\$80.69
				TF MENDOCINO CO NTF	\$161.40
				AF OFFICER FUND	\$100.25
08-SF-102	TF	\$6,502.36	11/14/2008	CDA A	\$5.44
				DA OFFICE	\$54.44
				GENERAL FUND	\$130.65
				LEAA ED FUND 15%	\$53.08
				MENDOCINO CO COMMET	\$50.12
				TF MENDOCINO CO NTF	\$150.38
				AF OFFICER FUND	\$1,197.52
				CDA A	\$65.02
				CHP-GARBERVILLE	\$598.76
				DA OFFICE	\$650.24
08-SF-105	MCSO	\$2,009.90	12/1/2008	FORT BRAGG PD	\$299.38
				GENERAL FUND	\$1,560.57
				LEAA ED FUND 15%	\$633.98
				MENDOCINO CO SO	\$299.38
				TF MENDOCINO CO NTF	\$598.75
				UKIAH PD	\$299.38
				WILLITS PD	\$299.38
				AF OFFICER FUND	\$370.16
				CDA A	\$20.10
				DA OFFICE	\$200.99



State of California  
**ASSET FORFEITURE REPORT - 2008**

*Table 3*

Admin Number	Docket Number	Amount Forfeited	Date Disbursed	Recipient	Amount Disbursed
				FORT BRAGG PD	\$92.54
				GENERAL FUND	\$482.38
				LEAA ED FUND 15%	\$195.97
				MENDOCINO CO SO	\$370.16
				MENDOCINO CO SO	\$92.52
				UKIAH PD	\$92.54
				WILLITS PD	\$92.54
08-SF-108	MCSO	\$4,943.90	12/16/2008		
				AF OFFICER FUND	\$910.50
				CDA A	\$49.44
				DA OFFICE	\$494.39
				FORT BRAGG PD	\$227.63
				GENERAL FUND	\$1,186.54
				LEAA ED FUND 15%	\$482.03
				MENDOCINO CO SO	\$910.48
				MENDOCINO CO SO	\$227.63
				UKIAH PD	\$227.63
				WILLITS PD	\$227.63
08-SF-111	TF/DA	\$1,163.90	12/2/2008		
				AF OFFICER FUND	\$214.35
				CDA A	\$11.64
				DA OFFICE	\$116.39
				GENERAL FUND	\$279.34
				LEAA ED FUND 15%	\$113.48
				MENDOCINO CO COMMET	\$107.17
				TF MENDOCINO CO NTF	\$321.53
08-SF-115	MCSO/TF/DA	\$1,123.45	12/17/2008		
				AF OFFICER FUND	\$206.90
				CDA A	\$11.23
				DA OFFICE	\$112.35
				GENERAL FUND	\$269.63
				LEAA ED FUND 15%	\$109.54
				MENDOCINO CO COMMET	\$103.45
				MENDOCINO CO SO	\$103.45
				TF MENDOCINO CO NTF	\$206.90
08-SF-122A	TF	\$1,430.40	12/8/2008		
				AF OFFICER FUND	\$263.43
				CDA A	\$14.30
				DA OFFICE	\$143.04
				GENERAL FUND	\$343.30
				LEAA ED FUND 15%	\$139.46
				MENDOCINO CO COMMET	\$131.72
				TF MENDOCINO CO NTF	\$395.15
08-SF-127	MCSO	\$4,460.40	12/22/2008		
				AF OFFICER FUND	\$821.46
				CDA A	\$44.60
				DA OFFICE	\$446.04



State of California  
**ASSET FORFEITURE REPORT - 2008**

*Table 3*

Admin Number	Docket Number	Amount Forfeited	Date Disbursed	Recipient	Amount Disbursed
				FORT BRAGG PD	\$205.36
				GENERAL FUND	\$1,070.50
				LEAA ED FUND 15%	\$434.89
				MENDOCINO CO SO	\$821.47
				MENDOCINO CO SO	\$205.36
				UKIAH PD	\$205.36
				WILLITS PD	\$205.36
08-SF-134	TF	\$3,958.20	12/17/2008		
				AF OFFICER FUND	\$728.97
				CDAA	\$39.58
				DA OFFICE	\$395.82
				FORT BRAGG PD	\$182.24
				GENERAL FUND	\$949.97
				LEAA ED FUND 15%	\$385.92
				MENDOCINO CO SO	\$182.24
				TF MENDOCINO CO NTF	\$728.98
				UKIAH PD	\$182.24
				WILLITS PD	\$182.24
08-SF-135	TF	\$3,218.20	12/17/2008		
				AF OFFICER FUND	\$592.69
				CDAA	\$32.18
				DA OFFICE	\$321.82
				FORT BRAGG PD	\$148.17
				GENERAL FUND	\$772.37
				LEAA ED FUND 15%	\$313.77
				MENDOCINO CO SO	\$148.17
				TF MENDOCINO CO NTF	\$592.69
				UKIAH PD	\$148.17
				WILLITS PD	\$148.17
08-SF-144	MCSO	\$623.64	12/22/2008		
				AF OFFICER FUND	\$114.85
				CDAA	\$6.24
				DA OFFICE	\$62.36
				GENERAL FUND	\$149.67
				LEAA ED FUND 15%	\$60.80
				MENDOCINO CO COMMET	\$57.43
				MENDOCINO CO SO	\$114.86
				TF MENDOCINO CO NTF	\$57.43
<b>MENDOCINO</b>					<b>\$1,479,440.13</b>



State of California  
**ASSET FORFEITURE REPORT - 2008**

*Table 3*

Admin Number	Docket Number	Amount Forfeited	Date Disbursed	Recipient	Amount Disbursed
<b>MERCED</b>					
06-010(a)	149423	\$155.49	4/3/2008	CDA A	\$1.55
				DA OFFICE	\$15.55
				GENERAL FUND	\$37.32
				MERCED PD	\$101.07
06-010(b)	149424	\$453.38	4/3/2008	CDA A	\$4.53
				DA OFFICE	\$45.34
				GENERAL FUND	\$108.81
				MERCED PD	\$294.70
06-012		\$4,292.35	4/3/2008	CDA A	\$42.92
				DA OFFICE	\$429.24
				GENERAL FUND	\$1,030.16
				TF MERCED/M NTF-MMNTF	\$2,790.03
06-020	149787	\$855.89	4/3/2008	CDA A	\$8.56
				DA OFFICE	\$85.59
				GENERAL FUND	\$205.41
				TF MERCED/M NTF-MMNTF	\$556.33
06-023		\$2,136.27	4/3/2008	CDA A	\$21.36
				DA OFFICE	\$213.63
				GENERAL FUND	\$512.70
				TF MERCED/M NTF-MMNTF	\$1,388.58
06-028(b)		\$7,791.18	4/3/2008	CDA A	\$77.91
				DA OFFICE	\$779.12
				GENERAL FUND	\$1,869.88
				TF MERCED/M NTF-MMNTF	\$5,064.27
07-006		\$1,660.65	4/3/2008	CDA A	\$16.61
				DA OFFICE	\$166.07
				GENERAL FUND	\$398.55
				TF MERCED/M NTF-MMNTF	\$1,079.42
07-009	150522	\$902.93	4/3/2008	CDA A	\$9.03
				DA OFFICE	\$90.29
				GENERAL FUND	\$216.70
				TF MERCED/M NTF-MMNTF	\$586.91
07-012	150557	\$8,100.64	4/3/2008	CDA A	\$81.01
				DA OFFICE	\$810.06
				GENERAL FUND	\$1,944.15
				TF MERCED/M NTF-MMNTF	\$5,265.42



State of California  
**ASSET FORFEITURE REPORT - 2008**

*Table 3*

Admin Number	Docket Number	Amount Forfeited	Date Disbursed	Recipient	Amount Disbursed
07-015		\$2,666.85	4/3/2008	CDA DA OFFICE GENERAL FUND LOS BANOS PD	\$26.67 \$266.69 \$640.04 \$1,733.45
07-017	150637	\$1,633.30	4/3/2008	CDA DA OFFICE GENERAL FUND MERCED CO SO	\$16.33 \$163.36 \$391.98 \$1,061.63
08-001	150931	\$38.78	5/9/2008	CDA DA OFFICE GENERAL FUND TF MERCED/M NTF-MMNTF	\$0.39 \$3.88 \$9.30 \$25.21
<b>MERCED</b>					<b>\$30,687.71</b>



State of California  
ASSET FORFEITURE REPORT - 2008

Table 3

Admin Number	Docket Number	Amount Forfeited	Date Disbursed	Recipient	Amount Disbursed
<b>MODOC</b>					
TF-07-03-009	F07-135	\$155.50	2/28/2008	CDA GENERAL FUND MODOC CO DA TF MODOC CO DTF	\$1.56 \$37.32 \$15.54 \$101.08
TF08-03-001	F08-117	\$5,000.00	7/31/2008	CDA CHP GENERAL FUND MODOC CO DA TF MODOC CO DTF	\$37.50 \$1,250.00 \$900.00 \$375.00 \$2,437.50
TF08-06-005	M08-291	\$1,278.50	10/20/2008	CDA CHP GENERAL FUND MODOC CO DA TF MODOC CO DTF	\$12.14 \$63.93 \$291.50 \$121.46 \$789.47
<b>MODOC</b>					<b>\$6,434.00</b>



State of California  
ASSET FORFEITURE REPORT - 2008

Table 3

Admin Number	Docket Number	Amount Forfeited	Date Disbursed	Recipient	Amount Disbursed
<b>MONO</b>					
AF077046	MFE75218	\$54,976.50	12/3/2008	CDA A	\$549.76
				DA OFFICE	\$4,123.23
				GENERAL FUND	\$13,194.36
				MAMMOTH LAKES PD	\$18,554.57
				MONO CO SO	\$18,554.58
AF088033	MFE03424	\$497.00	12/23/2008	CDA A	\$4.97
				DA OFFICE	\$49.70
				GENERAL FUND	\$119.28
				MAMMOTH LAKES PD	\$161.53
				MONO CO SO	\$161.52
<b>MONO</b>					<b>\$55,473.50</b>





State of California  
ASSET FORFEITURE REPORT - 2008

Table 3

Admin Number	Docket Number	Amount Forfeited	Date Disbursed	Recipient	Amount Disbursed
<b>MONTEREY</b>					
04-23	MS042037A	\$334.74	4/14/2008	CDA DA OFFICE GENERAL FUND SEASIDE PD	\$3.35 \$33.47 \$80.34 \$217.58
06-05	SS053538B	\$1,515.28	6/4/2008	CDA DA OFFICE GENERAL FUND MONTEREY CO SO	\$15.15 \$151.53 \$363.67 \$984.93
06-15	SS060517A	\$1,595.71	11/19/2008	CDA DA OFFICE GENERAL FUND SALINAS PD	\$15.96 \$159.57 \$382.97 \$1,037.21
06-50	SS061597A	\$941.34	6/4/2008	CDA DA OFFICE GENERAL FUND MONTEREY CO SO	\$9.41 \$94.13 \$225.92 \$611.88
06-58	SS061650A	\$2,400.20	6/4/2008	CDA DA OFFICE GENERAL FUND MONTEREY CO SO	\$24.00 \$240.02 \$576.05 \$1,560.13
06-61	03992-06	\$1,055.20	6/24/2008	CDA DA OFFICE GENERAL FUND MONTEREY CO SO	\$10.55 \$105.52 \$253.25 \$685.88
06-72	SS062178A	\$560.04	11/19/2008	CDA DA OFFICE GENERAL FUND MONTEREY PD SEASIDE PD	\$5.60 \$56.00 \$134.41 \$182.01 \$182.02
06-73	SS062030A	\$121.34	10/2/2008	CDA DA OFFICE GENERAL FUND MONTEREY PD	\$1.21 \$12.13 \$29.12 \$78.88
06-74	SS061261A	\$1,168.34	8/21/2008	CDA DA OFFICE GENERAL FUND MONTEREY CO SO	\$11.68 \$116.83 \$280.40 \$759.43



State of California  
**ASSET FORFEITURE REPORT - 2008**

*Table 3*

Admin Number	Docket Number	Amount Forfeited	Date Disbursed	Recipient	Amount Disbursed
06-77	SS061382A	\$3,638.34	6/4/2008	CDA	\$36.38
				DA OFFICE	\$363.83
				GENERAL FUND	\$873.20
				SEASIDE PD	\$2,364.93
06-90	SS062786A	\$1,912.62	1/2/2008	CDA	\$19.13
				DA OFFICE	\$191.26
				GENERAL FUND	\$459.03
				MONTEREY CO SO	\$1,243.20
06-98	SS063138A	\$19,888.57	3/18/2008	CDA	\$198.89
				DA OFFICE	\$1,988.86
				GENERAL FUND	\$4,773.26
				SALINAS PD	\$12,927.56
07-100	SSO73390C	\$815.76	8/21/2008	CDA	\$8.16
				DA OFFICE	\$81.58
				GENERAL FUND	\$195.78
				MONTEREY CO SO	\$530.24
07-21	SS070609A	\$1,528.57	8/21/2008	CDA	\$15.29
				DA OFFICE	\$152.86
				GENERAL FUND	\$366.86
				SEASIDE PD	\$993.56
07-30	SS071283B	\$1,766.57	10/2/2008	CDA	\$17.67
				DA OFFICE	\$176.66
				GENERAL FUND	\$423.98
				MONTEREY CO SO	\$1,148.26
07-39	DG-0700432	\$303.80	1/30/2008	CDA	\$3.04
				DA OFFICE	\$30.38
				GENERAL FUND	\$72.91
				SOLEDAD PD	\$197.47
07-40	2946-07	\$494.54	3/18/2008	CDA	\$4.95
				DA OFFICE	\$49.45
				GENERAL FUND	\$118.69
				MONTEREY CO SO	\$321.45
07-41	07040943	\$1,546.62	2/13/2008	CDA	\$15.47
				DA OFFICE	\$154.66
				GENERAL FUND	\$371.19
				SALINAS PD	\$1,005.30
07-42	SS071480A	\$1,704.15	4/14/2008	CDA	\$17.04



State of California  
**ASSET FORFEITURE REPORT - 2008**

*Table 3*

Admin Number	Docket Number	Amount Forfeited	Date Disbursed	Recipient	Amount Disbursed
				DA OFFICE	\$170.42
				GENERAL FUND	\$409.00
				MONTEREY CO SO	\$1,107.69
07-43	SS070866A	\$1,394.62	1/30/2008		
				CDA A	\$13.95
				DA OFFICE	\$139.46
				GENERAL FUND	\$334.71
				SEASIDE PD	\$906.50
07-44	SS071530A/B	\$7,360.62	3/18/2008		
				CDA A	\$73.61
				DA OFFICE	\$736.06
				GENERAL FUND	\$1,766.55
				MONTEREY CO SO	\$4,784.40
07-46	03697-07	\$1,224.62	1/2/2008		
				CDA A	\$12.25
				DA OFFICE	\$122.46
				GENERAL FUND	\$293.91
				MONTEREY CO SO	\$796.00
07-47	SS071562A	\$756.51	2/13/2008		
				CDA A	\$7.57
				DA OFFICE	\$75.65
				GENERAL FUND	\$181.56
				SALINAS PD	\$491.73
07-48	SS071538A	\$2,120.62	2/13/2008		
				CDA A	\$21.21
				DA OFFICE	\$212.06
				GENERAL FUND	\$508.95
				SALINAS PD	\$1,378.40
07-49	SS071683A	\$132.62	2/13/2008		
				CDA A	\$1.33
				DA OFFICE	\$13.26
				GENERAL FUND	\$31.83
				MONTEREY PD	\$86.20
07-50	SS071718A	\$4,602.62	2/13/2008		
				CDA A	\$46.03
				DA OFFICE	\$460.26
				GENERAL FUND	\$1,104.63
				SALINAS PD	\$2,991.70
07-52	SS071895A	\$514.79	2/13/2008		
				CDA A	\$5.15
				DA OFFICE	\$51.48
				GENERAL FUND	\$123.55
				SALINAS PD	\$334.61
07-53	SS071967A	\$239.79	1/2/2008		
				CDA A	\$2.40
				DA OFFICE	\$23.98
				GENERAL FUND	\$57.55



State of California  
**ASSET FORFEITURE REPORT - 2008**

*Table 3*

Admin Number	Docket Number	Amount Forfeited	Date Disbursed	Recipient	Amount Disbursed
07-54	SS072170A	\$409.79	2/13/2008	MONTEREY CO SO	\$155.86
				CDA A	\$4.10
				DA OFFICE	\$40.98
				GENERAL FUND	\$98.35
				SEASIDE PD	\$266.36
07-56	SS071734A	\$449.79	2/13/2008		
				CDA A	\$4.50
				DA OFFICE	\$44.98
				GENERAL FUND	\$107.95
				SEASIDE PD	\$292.36
07-57	SS071758A	\$99.79	8/21/2008		
				CDA A	\$1.00
				DA OFFICE	\$9.98
				GENERAL FUND	\$23.95
				SEASIDE PD	\$64.86
07-58	SS072048A	\$2,834.79	2/13/2008		
				CDA A	\$28.35
				DA OFFICE	\$283.48
				GENERAL FUND	\$680.35
				SALINAS PD	\$1,842.61
07-59	07-0503012	\$9,899.40	8/21/2008		
				CDA A	\$98.99
				DA OFFICE	\$989.94
				GENERAL FUND	\$2,375.86
				SALINAS PD	\$1,286.92
				SEASIDE PD	\$5,147.69
07-60	SS071569A	\$1,562.40	3/18/2008		
				CDA A	\$15.62
				DA OFFICE	\$156.24
				GENERAL FUND	\$374.98
				SEASIDE PD	\$1,015.56
07-62	SS072225A	\$1,551.40	3/18/2008		
				CDA A	\$15.51
				DA OFFICE	\$155.14
				GENERAL FUND	\$372.34
				SALINAS PD	\$1,008.41
07-64	SS072402A	\$2,443.31	2/13/2008		
				CDA A	\$24.43
				DA OFFICE	\$244.33
				GENERAL FUND	\$586.39
				MONTEREY CO SO	\$1,588.16
07-69	SS072491A	\$314.26	2/13/2008		
				CDA A	\$3.14
				DA OFFICE	\$31.43
				GENERAL FUND	\$75.42
				MONTEREY CO SO	\$204.27



State of California  
**ASSET FORFEITURE REPORT - 2008**

*Table 3*

Admin Number	Docket Number	Amount Forfeited	Date Disbursed	Recipient	Amount Disbursed
07-71	06909-07	\$6,355.31	2/13/2008	CDA	\$63.55
				DA OFFICE	\$635.53
				GENERAL FUND	\$1,525.27
				MONTEREY CO SO	\$4,130.96
07-72	07099-07	\$422.31	2/13/2008	CDA	\$4.22
				DA OFFICE	\$42.23
				GENERAL FUND	\$101.35
				MONTEREY CO SO	\$274.51
07-73	SS070280A	\$593.73	2/13/2008	CDA	\$5.94
				DA OFFICE	\$59.37
				GENERAL FUND	\$142.50
				MONTEREY CO SO	\$385.92
07-74	SS072574A	\$319.76	8/21/2008	CDA	\$3.20
				DA OFFICE	\$31.98
				GENERAL FUND	\$76.74
				MONTEREY CO SO	\$207.84
07-75	SS072662A	\$1,494.76	5/2/2008	CDA	\$14.95
				DA OFFICE	\$149.48
				GENERAL FUND	\$358.74
				SEASIDE PD	\$971.59
07-76	SS072644A	\$2,464.34	5/2/2008	CDA	\$24.64
				DA OFFICE	\$246.43
				GENERAL FUND	\$591.44
				SALINAS PD	\$1,601.83
07-78	07-091384	\$1,154.34	5/2/2008	CDA	\$11.54
				DA OFFICE	\$115.43
				GENERAL FUND	\$277.04
				SALINAS PD	\$750.33
07-79	07522-07	\$2,166.34	5/22/2008	CDA	\$21.66
				DA OFFICE	\$216.63
				GENERAL FUND	\$519.92
				MONTEREY CO SO	\$1,408.13
07-80	SS072989B	\$1,196.53	6/4/2008	CDA	\$11.97
				DA OFFICE	\$119.65
				GENERAL FUND	\$287.17
				MONTEREY PD	\$155.54
				SEASIDE PD	\$622.20



State of California  
**ASSET FORFEITURE REPORT - 2008**

*Table 3*

Admin Number	Docket Number	Amount Forfeited	Date Disbursed	Recipient	Amount Disbursed
07-81	SS072847A	\$1,593.53	6/4/2008	CDA DA OFFICE GENERAL FUND SEASIDE PD	\$15.94 \$159.35 \$382.45 \$1,035.79
07-82	SS072989A	\$2,440.30	6/4/2008	CDA DA OFFICE GENERAL FUND MONTEREY PD SEASIDE PD	\$24.40 \$244.03 \$585.67 \$317.24 \$1,268.96
07-83	SS072972A	\$1,462.53	6/4/2008	CDA DA OFFICE GENERAL FUND MONTEREY CO SO	\$14.63 \$146.25 \$351.01 \$950.64
07-85	SS072962A	\$672.53	8/21/2008	CDA DA OFFICE GENERAL FUND SALINAS PD	\$6.73 \$67.25 \$161.41 \$437.14
07-86	SS073017A	\$1,462.53	6/16/2008	CDA DA OFFICE GENERAL FUND SALINAS PD	\$14.63 \$146.25 \$351.01 \$950.64
07-87	SS073083A	\$1,460.53	6/4/2008	CDA DA OFFICE GENERAL FUND MONTEREY CO SO	\$14.61 \$146.05 \$350.53 \$949.34
07-88	SS073027A	\$2,771.53	6/4/2008	CDA DA OFFICE GENERAL FUND MONTEREY CO SO	\$27.72 \$277.15 \$665.17 \$1,801.49
07-89	SS073118A	\$1,498.53	6/4/2008	CDA DA OFFICE GENERAL FUND MONTEREY CO SO	\$14.99 \$149.85 \$359.65 \$974.04
07-90	SS073115A	\$2,957.53	6/4/2008	CDA DA OFFICE GENERAL FUND MONTEREY CO SO	\$29.58 \$295.75 \$709.81 \$1,922.39



State of California  
**ASSET FORFEITURE REPORT - 2008**

*Table 3*

Admin Number	Docket Number	Amount Forfeited	Date Disbursed	Recipient	Amount Disbursed
07-91	SS073246A	\$2,359.53	6/4/2008	CDA DA OFFICE GENERAL FUND MONTEREY CO SO	\$23.60 \$235.95 \$566.29 \$1,533.69
07-92	07110527	\$305.53	6/16/2008	CDA DA OFFICE GENERAL FUND SALINAS PD	\$3.06 \$30.55 \$73.33 \$198.59
07-93	SS073054A	\$2,958.53	6/16/2008	CDA DA OFFICE GENERAL FUND SALINAS PD	\$29.59 \$295.85 \$710.05 \$1,923.04
07-95	SS073183A	\$511.62	8/21/2008	CDA DA OFFICE GENERAL FUND SALINAS PD	\$5.12 \$51.16 \$122.79 \$332.55
07-97	SS073243B	\$510.76	8/21/2008	CDA DA OFFICE GENERAL FUND SALINAS PD	\$5.11 \$51.08 \$122.58 \$331.99
07-99	SS073362A	\$921.76	8/21/2008	CDA DA OFFICE GENERAL FUND MONTEREY CO SO	\$9.22 \$92.18 \$221.22 \$599.14
08-01	SS080694A	\$2,960.76	8/21/2008	CDA DA OFFICE GENERAL FUND MONTEREY CO SO	\$29.61 \$296.08 \$710.58 \$1,924.49
08-04	00384-08	\$559.76	8/21/2008	CDA DA OFFICE GENERAL FUND MONTEREY CO SO	\$5.60 \$55.98 \$134.34 \$363.84
08-05	00249-08	\$1,686.76	8/21/2008	CDA DA OFFICE GENERAL FUND MONTEREY CO SO	\$16.87 \$168.68 \$404.82 \$1,096.39
08-06	CRMS261996A	\$400.63	10/2/2008	CDA	\$4.01



State of California  
**ASSET FORFEITURE REPORT - 2008**

*Table 3*

Admin Number	Docket Number	Amount Forfeited	Date Disbursed	Recipient	Amount Disbursed
				DA OFFICE	\$40.06
				GENERAL FUND	\$96.15
				MONTEREY CO SO	\$260.41
08-07	SS080791A	\$978.64	10/2/2008		
				CDA A	\$9.79
				DA OFFICE	\$97.86
				GENERAL FUND	\$234.87
				MONTEREY CO SO	\$636.12
08-08	SS073002A	\$700.76	8/21/2008		
				CDA A	\$7.01
				DA OFFICE	\$70.08
				GENERAL FUND	\$168.18
				SEASIDE PD	\$455.49
08-10	SS080621A	\$720.76	8/21/2008		
				CDA A	\$7.21
				DA OFFICE	\$72.08
				GENERAL FUND	\$172.98
				SEASIDE PD	\$468.49
08-11	SS080616A	\$370.63	11/3/2008		
				CDA A	\$3.71
				DA OFFICE	\$37.06
				GENERAL FUND	\$88.95
				SEASIDE PD	\$240.91
08-12	SS080637A	\$1,752.76	8/21/2008		
				CDA A	\$17.53
				DA OFFICE	\$175.28
				GENERAL FUND	\$420.66
				SEASIDE PD	\$1,139.29
08-13	SS080822A	\$1,353.76	8/21/2008		
				CDA A	\$13.54
				DA OFFICE	\$135.38
				GENERAL FUND	\$324.90
				SALINAS PD	\$879.94
08-14	SS080868A	\$1,879.76	8/21/2008		
				CDA A	\$18.80
				DA OFFICE	\$187.98
				GENERAL FUND	\$451.14
				MONTEREY CO SO	\$1,221.84
08-16	SS081029A	\$784.64	10/2/2008		
				CDA A	\$7.85
				DA OFFICE	\$78.46
				GENERAL FUND	\$188.31
				MONTEREY CO SO	\$510.02
08-17	00876-08	\$1,217.64	10/2/2008		
				CDA A	\$12.18
				DA OFFICE	\$121.76
				GENERAL FUND	\$292.23





State of California  
**ASSET FORFEITURE REPORT - 2008**

*Table 3*

Admin Number	Docket Number	Amount Forfeited	Date Disbursed	Recipient	Amount Disbursed
08-18	SS080905A	\$78.63	10/2/2008	MONTEREY CO SO	\$791.47
				CDA A	\$0.79
				DA OFFICE	\$7.86
				GENERAL FUND	\$18.87
				MONTEREY CO SO	\$51.11
08-19B	SS081133A	\$6,561.64	11/26/2008		
				CDA A	\$65.62
				DA OFFICE	\$656.16
				GENERAL FUND	\$1,574.79
				MONTEREY CO SO	\$4,265.07
08-23	CRMS264791A	\$1,926.63	11/3/2008		
				CDA A	\$19.27
				DA OFFICE	\$192.66
				GENERAL FUND	\$462.39
				SEASIDE PD	\$1,252.31
08-24	SS080958A	\$678.63	11/3/2008		
				CDA A	\$6.79
				DA OFFICE	\$67.86
				GENERAL FUND	\$162.87
				SEASIDE PD	\$441.11
08-25	SS081262A	\$1,025.63	11/3/2008		
				CDA A	\$10.26
				DA OFFICE	\$102.56
				GENERAL FUND	\$246.15
				SEASIDE PD	\$666.66
08-26	SS081216A	\$680.63	10/2/2008		
				CDA A	\$6.81
				DA OFFICE	\$68.06
				GENERAL FUND	\$163.35
				MONTEREY CO SO	\$442.41
08-27	SS081262A	\$902.02	11/3/2008		
				CDA A	\$9.02
				DA OFFICE	\$90.20
				GENERAL FUND	\$216.48
				SEASIDE PD	\$586.32
08-28	SS081380A	\$381.63	10/2/2008		
				CDA A	\$3.82
				DA OFFICE	\$38.16
				GENERAL FUND	\$91.59
				MONTEREY CO SO	\$248.06
08-30	SS081372A	\$778.61	11/3/2208		
				CDA A	\$7.79
				DA OFFICE	\$77.86
				GENERAL FUND	\$186.87
				MONTEREY CO SO	\$506.09



State of California  
**ASSET FORFEITURE REPORT - 2008**

*Table 3*

Admin Number	Docket Number	Amount Forfeited	Date Disbursed	Recipient	Amount Disbursed
08-31	SS081344A	\$253.61	11/19/2008	CDA DA OFFICE GENERAL FUND SALINAS PD	\$2.54 \$25.36 \$60.87 \$164.84
08-32	SS081347A	\$355.61	11/19/2008	CDA DA OFFICE GENERAL FUND SALINAS PD	\$3.56 \$35.56 \$85.35 \$231.14
08-33	SS081006A	\$198.61	11/3/2008	CDA DA OFFICE GENERAL FUND MONTEREY CO SO	\$1.99 \$19.86 \$47.67 \$129.09
08-34	SS081435A	\$385.35	11/19/2008	CDA DA OFFICE GENERAL FUND SALINAS PD	\$3.85 \$38.54 \$92.48 \$250.48
08-35	SS081408A	\$413.61	11/3/2008	CDA DA OFFICE GENERAL FUND SEASIDE PD	\$4.14 \$41.36 \$99.27 \$268.84
08-36B	SS081457A	\$5,250.62	11/26/2008	CDA DA OFFICE GENERAL FUND MONTEREY CO SO	\$52.51 \$525.06 \$1,260.15 \$3,412.90
08-37	SS081466A	\$1,069.63	11/19/2008	CDA DA OFFICE GENERAL FUND SALINAS PD	\$10.70 \$106.96 \$256.71 \$695.26
08-38	SS081498A	\$1,891.27	11/19/2008	CDA DA OFFICE GENERAL FUND SALINAS PD	\$18.91 \$189.13 \$453.90 \$1,229.33
08-40	SS081485A	\$8,566.61	11/3/2008	CDA DA OFFICE GENERAL FUND MONTEREY CO SO	\$85.67 \$856.66 \$2,055.99 \$5,568.29
08-41	SS081446A/B	\$16,608.61	11/26/2008	CDA	\$166.09



State of California  
**ASSET FORFEITURE REPORT - 2008**

*Table 3*

Admin Number	Docket Number	Amount Forfeited	Date Disbursed	Recipient	Amount Disbursed
				DA OFFICE	\$1,660.86
				GENERAL FUND	\$3,986.07
				MONTEREY CO SO	\$10,795.59
08-43	SS081265A	\$345.61	11/3/2008		
				CDA A	\$3.46
				DA OFFICE	\$34.56
				GENERAL FUND	\$82.95
				SEASIDE PD	\$224.64
08-44	SS081687A	\$720.61	11/19/2008		
				CDA A	\$7.21
				DA OFFICE	\$72.06
				GENERAL FUND	\$172.95
				SALINAS PD	\$468.39
08-45	SS081720A	\$864.61	11/3/2008		
				CDA A	\$8.65
				DA OFFICE	\$86.46
				GENERAL FUND	\$207.51
				MONTEREY CO SO	\$561.99
08-46	SS081752A	\$340.61	11/19/2008		
				CDA A	\$3.41
				DA OFFICE	\$34.06
				GENERAL FUND	\$81.75
				SALINAS PD	\$221.39
08-47	SS081747A	\$1,534.61	11/19/2008		
				CDA A	\$15.35
				DA OFFICE	\$153.46
				GENERAL FUND	\$368.31
				SALINAS PD	\$997.49
08-49	SS081796A	\$5,010.61	11/19/2008		
				CDA A	\$50.11
				DA OFFICE	\$501.06
				GENERAL FUND	\$1,202.55
				SALINAS PD	\$3,256.89
08-51	SS081727A	\$1,511.61	11/26/2008		
				CDA A	\$15.12
				DA OFFICE	\$151.16
				GENERAL FUND	\$362.79
				MONTEREY CO SO	\$982.54
08-52	SS081775A	\$248.61	11/26/2008		
				CDA A	\$2.49
				DA OFFICE	\$24.86
				GENERAL FUND	\$59.67
				MONTEREY CO SO	\$161.59
08-54	SS080062A	\$15,032.61	11/3/2008		
				CDA A	\$150.33
				DA OFFICE	\$1,503.26
				GENERAL FUND	\$3,607.83



State of California  
ASSET FORFEITURE REPORT - 2008

*Table 3*

Admin Number	Docket Number	Amount Forfeited	Date Disbursed	Recipient	Amount Disbursed
				KING CITY PD	\$9,771.19
<b>MONTEREY</b>					<b>\$210,242.49</b>



State of California  
**ASSET FORFEITURE REPORT - 2008**

*Table 3*

Admin Number	Docket Number	Amount Forfeited	Date Disbursed	Recipient	Amount Disbursed
<b>NAPA</b>					
F-505		\$1,259.53	3/11/2008	CDA DA OFFICE GENERAL FUND TF NAPA SPECIAL IB-NSIB	\$12.60 \$125.95 \$302.29 \$818.69
F-512		\$5,893.08	1/17/2008	CDA DA OFFICE GENERAL FUND TF NAPA SPECIAL IB-NSIB	\$58.93 \$589.30 \$1,414.34 \$3,830.51
F-518		\$2,849.44	6/30/2008	CDA DA OFFICE GENERAL FUND TF NAPA SPECIAL IB-NSIB	\$27.93 \$336.79 \$670.31 \$1,814.41
F-520		\$481.83	3/18/2008	CDA DA OFFICE GENERAL FUND TF NAPA SPECIAL IB-NSIB	\$4.82 \$48.18 \$115.64 \$313.19
F-522		\$3,953.25	10/3/2008	CDA DA OFFICE GENERAL FUND TF NAPA SPECIAL IB-NSIB	\$39.53 \$395.33 \$948.78 \$2,569.61
F-525		\$1,418.37	1/10/2008	CDA DA OFFICE GENERAL FUND TF NAPA SPECIAL IB-NSIB	\$14.18 \$141.84 \$340.41 \$921.94
F-526		\$8,746.81	8/25/2008	CDA DA OFFICE GENERAL FUND TF NAPA SPECIAL IB-NSIB	\$87.47 \$874.69 \$2,099.23 \$5,685.42
F-528		\$343.15	1/17/2008	CDA DA OFFICE GENERAL FUND TF NAPA SPECIAL IB-NSIB	\$3.43 \$34.31 \$82.36 \$223.05
F-529		\$1,279.56	1/17/2008	CDA DA OFFICE GENERAL FUND TF NAPA SPECIAL IB-NSIB	\$12.80 \$127.95 \$307.09 \$831.72



State of California  
**ASSET FORFEITURE REPORT - 2008**

*Table 3*

Admin Number	Docket Number	Amount Forfeited	Date Disbursed	Recipient	Amount Disbursed
F-530		\$482.54	1/17/2008	CDA A	\$4.83
				DA OFFICE	\$48.25
				GENERAL FUND	\$115.81
				TF NAPA SPECIAL IB-NSIB	\$313.65
F-532		\$296.77	1/17/2008	CDA A	\$2.97
				DA OFFICE	\$29.67
				GENERAL FUND	\$71.22
				TF NAPA SPECIAL IB-NSIB	\$192.91
F-533		\$941.51	4/22/2008	CDA A	\$9.42
				DA OFFICE	\$94.15
				GENERAL FUND	\$225.96
				TF NAPA SPECIAL IB-NSIB	\$611.98
F-534		\$3,504.17	3/18/2008	CDA A	\$35.04
				DA OFFICE	\$350.42
				GENERAL FUND	\$841.00
				TF NAPA SPECIAL IB-NSIB	\$2,277.71
F-535		\$1,109.48	3/18/2008	CDA A	\$11.09
				DA OFFICE	\$110.95
				GENERAL FUND	\$266.28
				TF NAPA SPECIAL IB-NSIB	\$721.16
F-537		\$2,482.94	6/30/2008	CDA A	\$24.83
				DA OFFICE	\$157.17
				GENERAL FUND	\$595.91
				SOLANO CO DA	\$91.12
F-538		\$802.51	7/15/2008	TF NAPA SPECIAL IB-NSIB	\$1,613.91
				CDA A	\$8.03
				DA OFFICE	\$80.25
				GENERAL FUND	\$192.60
F-539		\$607.36	7/15/2008	TF NAPA SPECIAL IB-NSIB	\$521.63
				CDA A	\$6.06
				DA OFFICE	\$60.74
				GENERAL FUND	\$145.77
F-541		\$3,107.86	7/16/2008	TF NAPA SPECIAL IB-NSIB	\$394.79
				CDA A	\$31.07
				DA OFFICE	\$310.78
				GENERAL FUND	\$745.89
				TF NAPA SPECIAL IB-NSIB	\$2,020.12



State of California  
**ASSET FORFEITURE REPORT - 2008**

*Table 3*

Admin Number	Docket Number	Amount Forfeited	Date Disbursed	Recipient	Amount Disbursed
F-542		\$3,867.13	7/16/2008	CDA DA OFFICE GENERAL FUND TF NAPA SPECIAL IB-NSIB	\$38.68 \$386.70 \$928.11 \$2,513.64
F-544		\$608.39	6/30/2008	CDA DA OFFICE GENERAL FUND TF NAPA SPECIAL IB-NSIB	\$6.08 \$60.84 \$146.01 \$395.46
F-545		\$1,199.37	7/15/2008	CDA DA OFFICE GENERAL FUND TF NAPA SPECIAL IB-NSIB	\$11.99 \$119.94 \$287.85 \$779.59
F-546		\$34,585.18	7/17/2008	CDA DA OFFICE GENERAL FUND TF NAPA SPECIAL IB-NSIB	\$345.85 \$3,458.52 \$8,300.44 \$22,480.37
F-547		\$1,028.96	7/15/2008	CDA DA OFFICE GENERAL FUND TF NAPA SPECIAL IB-NSIB	\$10.30 \$102.90 \$246.95 \$668.81
F-548		\$900.94	7/14/2008	CDA DA OFFICE GENERAL FUND TF NAPA SPECIAL IB-NSIB	\$9.01 \$90.09 \$216.23 \$585.61
F-549		\$2,611.22	7/15/2008	CDA DA OFFICE GENERAL FUND TF NAPA SPECIAL IB-NSIB	\$26.12 \$261.11 \$626.70 \$1,697.29
F-550		\$303.81	7/15/2008	CDA DA OFFICE GENERAL FUND TF NAPA SPECIAL IB-NSIB	\$3.04 \$30.38 \$72.92 \$197.47
F-551		\$2,512.18	7/15/2008	CDA DA OFFICE GENERAL FUND TF NAPA SPECIAL IB-NSIB	\$25.12 \$251.22 \$602.92 \$1,632.92
F-554		\$1,580.49	9/29/2008	CDA	\$15.80



State of California  
**ASSET FORFEITURE REPORT - 2008**

*Table 3*

Admin Number	Docket Number	Amount Forfeited	Date Disbursed	Recipient	Amount Disbursed
				DA OFFICE	\$158.05
				GENERAL FUND	\$379.32
				TF NAPA SPECIAL IB-NSIB	\$1,027.32
F-555		\$303.42	9/29/2008		
				CDA A	\$3.03
				DA OFFICE	\$30.35
				GENERAL FUND	\$72.82
				TF NAPA SPECIAL IB-NSIB	\$197.22
F-557		\$7,901.03	9/29/2008		
				CDA A	\$79.01
				DA OFFICE	\$790.10
				GENERAL FUND	\$1,896.25
				TF NAPA SPECIAL IB-NSIB	\$5,135.67
F-558		\$6,087.43	9/29/2008		
				CDA A	\$60.87
				DA OFFICE	\$608.75
				GENERAL FUND	\$1,460.98
				TF NAPA SPECIAL IB-NSIB	\$3,956.83
F-559		\$1,758.03	9/29/2008		
				CDA A	\$17.58
				DA OFFICE	\$175.80
				GENERAL FUND	\$421.93
				TF NAPA SPECIAL IB-NSIB	\$1,142.72
F-560		\$607.22	9/29/2008		
				CDA A	\$6.07
				DA OFFICE	\$60.73
				GENERAL FUND	\$145.73
				TF NAPA SPECIAL IB-NSIB	\$394.69
F-561		\$1,000.00	11/3/2008		
				CDA A	\$10.00
				DA OFFICE	\$100.00
				GENERAL FUND	\$240.00
				TF NAPA SPECIAL IB-NSIB	\$650.00
<b>NAPA</b>					<b>\$106,414.96</b>





State of California  
ASSET FORFEITURE REPORT - 2008

Table 3

Admin Number	Docket Number	Amount Forfeited	Date Disbursed	Recipient	Amount Disbursed
<b>NEVADA</b>					
1	F07-371	\$142,890.88	4/21/2008	CDA DA OFFICE GENERAL FUND NEVADA CO SO	\$1,334.72 \$13,347.15 \$32,033.16 \$96,175.85
221404	F08-012	\$635.00	12/3/2008	CDA DA OFFICE GENERAL FUND NEVADA CO SO	\$6.35 \$63.50 \$152.40 \$412.75
223603	SF08-222	\$4,806.47	12/11/2008	CDA DA OFFICE GENERAL FUND NEVADA CO SO	\$48.06 \$480.65 \$1,153.55 \$3,124.21
224552	F07-387	\$21,452.00	10/14/2008	CDA DA OFFICE GENERAL FUND NEVADA CO SO	\$214.52 \$2,145.20 \$5,148.48 \$13,943.80
<b>NEVADA</b>					<b>\$169,784.35</b>



State of California  
**ASSET FORFEITURE REPORT - 2008**

*Table 3*

Admin Number	Docket Number	Amount Forfeited	Date Disbursed	Recipient	Amount Disbursed
<b>ORANGE</b>					
04CC01429	04CC01429	\$213.04	4/4/2008	CDA A	\$2.13
				DA OFFICE	\$21.30
				GENERAL FUND	\$51.13
				TUSTIN PD	\$138.48
04CC01610	04CC01610	\$2,427.81	1/4/2008	ANAHEIM PD	\$1,578.08
				CDA A	\$24.28
				DA OFFICE	\$242.78
				GENERAL FUND	\$582.67
04F08167	04F08167	\$8,804.70	4/9/2008	CDA A	\$88.05
				DA OFFICE	\$880.47
				GENERAL FUND	\$2,113.13
				ORANGE CO SO	\$5,723.05
04F15685	04F15685	\$1,100.07	4/9/2008	CDA A	\$11.00
				DA OFFICE	\$110.01
				GENERAL FUND	\$264.02
				ORANGE CO SO	\$715.04
05CC00637	05CC00637	\$1,323.57	4/9/2008	CDA A	\$13.24
				DA OFFICE	\$132.36
				GENERAL FUND	\$317.66
				ORANGE CO SO	\$860.31
05CC00784	05CC00784	\$1,215.53	1/4/2008	CDA A	\$12.16
				DA OFFICE	\$121.55
				GENERAL FUND	\$291.73
				HUNTINGTON BEACH PD	\$790.09
05CC00896	05CC00896	\$4,890.08	4/9/2008	CDA A	\$48.90
				DA OFFICE	\$489.01
				GENERAL FUND	\$1,173.62
				ORANGE CO SO	\$3,178.55
05CC00907	05CC00907	\$6,020.44	11/4/2008	ANAHEIM PD	\$3,913.29
				CDA A	\$60.20
				DA OFFICE	\$602.04
				GENERAL FUND	\$1,444.91
05CC01144	05CC01144	\$14,448.18	9/11/2008	BUENA PARK PD	\$9,391.32
				CDA A	\$144.48
				DA OFFICE	\$1,444.82
				GENERAL FUND	\$3,467.56



State of California  
**ASSET FORFEITURE REPORT - 2008**

*Table 3*

Admin Number	Docket Number	Amount Forfeited	Date Disbursed	Recipient	Amount Disbursed
05CC01209	05CC01209	\$1,758.41	8/5/2008	CDA A	\$17.58
				DA OFFICE	\$175.84
				GENERAL FUND	\$422.02
				SANTA ANA PD	\$1,142.97
05CC01217	05CC01217	\$574.05	7/10/2008	CDA A	\$5.74
				DA OFFICE	\$57.41
				GENERAL FUND	\$137.77
				ORANGE CO SO	\$373.13
05CC01240	05CC01240	\$1,606.33	4/8/2008	CDA A	\$16.06
				DA OFFICE	\$160.63
				GENERAL FUND	\$385.52
				ORANGE CO SO	\$1,044.12
05CC01487	05CC01487	\$4,806.52	8/5/2008	CDA A	\$48.07
				DA OFFICE	\$480.65
				GARDEN GROVE PD	\$3,124.24
				GENERAL FUND	\$1,153.56
05CC01494	05CC01494	\$412.11	10/30/2008	CDA A	\$4.12
				DA OFFICE	\$41.21
				GENERAL FUND	\$98.91
				ORANGE CO SO	\$267.87
05CC01506	05CC01506	\$38,514.85	9/23/2008	CDA A	\$385.15
				DA OFFICE	\$3,851.49
				GENERAL FUND	\$9,243.56
				ORANGE CO RNSP	\$25,034.65
05CC01531	05CC01531	\$1,886.43	9/11/2008	BUENA PARK PD	\$1,226.19
				CDA A	\$18.86
				DA OFFICE	\$188.64
				GENERAL FUND	\$452.74
05CC01586	05CC01586	\$1,149.17	4/9/2008	CDA A	\$11.49
				DA OFFICE	\$114.92
				GENERAL FUND	\$275.80
				ORANGE CO SO	\$746.96
05CC10316	05CC10316	\$12,592.10	4/9/2008	CDA A	\$125.92
				DA OFFICE	\$1,259.21
				GENERAL FUND	\$3,022.10
				ORANGE CO SO	\$8,184.87
05F00833	05F00833	\$755.20	4/9/2008	CDA A	\$7.55



State of California  
**ASSET FORFEITURE REPORT - 2008**

*Table 3*

Admin Number	Docket Number	Amount Forfeited	Date Disbursed	Recipient	Amount Disbursed
				DA OFFICE	\$75.52
				GENERAL FUND	\$181.25
				ORANGE CO SO	\$490.88
05F01895	05F01895	\$1,773.70	4/8/2008		
				CDA A	\$17.74
				DA OFFICE	\$177.37
				GENERAL FUND	\$425.69
				ORANGE CO SO	\$1,152.90
05F03239	05F03239	\$1,287.71	8/6/2008		
				CDA A	\$12.88
				DA OFFICE	\$128.77
				GENERAL FUND	\$309.05
				ORANGE CO SO	\$837.01
05F04348	05F04348	\$2,088.51	4/9/2008		
				CDA A	\$20.89
				DA OFFICE	\$208.85
				GENERAL FUND	\$501.24
				ORANGE CO SO	\$1,357.53
05F04680	05F04680	\$488.34	1/4/2008		
				CDA A	\$4.88
				DA OFFICE	\$48.83
				GENERAL FUND	\$117.20
				HUNTINGTON BEACH PD	\$317.43
05F07617	05F07617	\$1,017.88	4/9/2008		
				CDA A	\$10.18
				DA OFFICE	\$101.79
				GENERAL FUND	\$244.29
				ORANGE CO SO	\$661.62
05F07748	05F07748	\$2,018.40	4/9/2008		
				CDA A	\$20.18
				DA OFFICE	\$201.84
				GENERAL FUND	\$484.42
				ORANGE CO SO	\$1,311.96
05F08535	05F08535	\$546.05	4/9/2008		
				CDA A	\$5.46
				DA OFFICE	\$54.61
				GENERAL FUND	\$131.05
				ORANGE CO SO	\$354.93
05F08579	05F08579	\$17,352.98	8/5/2008		
				CDA A	\$173.53
				DA OFFICE	\$1,735.30
				GARDEN GROVE PD	\$11,279.43
				GENERAL FUND	\$4,164.72
05F09039	05F09039	\$691.17	4/9/2008		
				CDA A	\$6.91
				DA OFFICE	\$69.12
				GENERAL FUND	\$165.88



State of California  
**ASSET FORFEITURE REPORT - 2008**

*Table 3*

Admin Number	Docket Number	Amount Forfeited	Date Disbursed	Recipient	Amount Disbursed
05F09659	05F09659	\$2,057.42	4/9/2008	ORANGE CO SO	\$449.26
				CDA A	\$20.57
				DA OFFICE	\$205.74
				GENERAL FUND	\$493.78
				ORANGE CO SO	\$1,337.33
05F10232B	05F10232B	\$12,107.30	1/4/2008		
				CDA A	\$121.07
				DA OFFICE	\$1,210.73
				GENERAL FUND	\$2,905.75
				HUNTINGTON BEACH PD	\$7,869.75
05F12069	05F12069	\$1,142.06	4/9/2008		
				CDA A	\$11.42
				DA OFFICE	\$114.21
				GENERAL FUND	\$274.09
				ORANGE CO SO	\$742.34
05F12318	05F12318	\$614.19	4/8/2008		
				CDA A	\$6.14
				DA OFFICE	\$61.42
				GENERAL FUND	\$147.41
				ORANGE CO SO	\$399.22
05F12414	05F12414	\$4,286.47	4/9/2008		
				CDA A	\$42.86
				DA OFFICE	\$428.65
				GENERAL FUND	\$1,028.75
				ORANGE CO SO	\$2,786.21
05F12578	05F12578	\$829.09	4/9/2008		
				CDA A	\$8.29
				DA OFFICE	\$82.91
				GENERAL FUND	\$198.98
				ORANGE CO SO	\$538.91
05F12899	05F12899	\$1,021.30	4/9/2008		
				CDA A	\$10.21
				DA OFFICE	\$102.13
				GENERAL FUND	\$245.11
				ORANGE CO SO	\$663.85
05F13024	05F13024	\$3,466.35	4/9/2008		
				CDA A	\$34.66
				DA OFFICE	\$346.64
				GENERAL FUND	\$831.92
				ORANGE CO SO	\$2,253.13
05F14012	05F14012	\$409.01	4/9/2008		
				CDA A	\$4.09
				DA OFFICE	\$40.90
				GENERAL FUND	\$98.16
				ORANGE CO SO	\$265.86



State of California  
**ASSET FORFEITURE REPORT - 2008**

*Table 3*

Admin Number	Docket Number	Amount Forfeited	Date Disbursed	Recipient	Amount Disbursed
05F14417A	05F14417A	\$632.07	8/5/2008	CDA	\$6.32
				DA OFFICE	\$63.21
				GARDEN GROVE PD	\$410.84
				GENERAL FUND	\$151.70
05F14423	05F14423	\$466.35	8/5/2008	CDA	\$4.66
				DA OFFICE	\$46.64
				GARDEN GROVE PD	\$303.13
				GENERAL FUND	\$111.92
05F14606	05F14606	\$1,350.52	8/5/2008	CDA	\$13.51
				DA OFFICE	\$135.05
				GARDEN GROVE PD	\$877.84
				GENERAL FUND	\$324.12
05F14779A	05F14779A	\$1,441.00	9/23/2008	CDA	\$14.41
				DA OFFICE	\$144.10
				GENERAL FUND	\$345.84
				LA IMPACT	\$936.65
05F15426	05F15426	\$1,711.00	10/2/2008	CDA	\$17.11
				CHP-CENTRAL DIV	\$1,112.15
				DA OFFICE	\$171.10
				GENERAL FUND	\$410.64
05F15720	05F15720	\$1,130.73	4/9/2008	CDA	\$11.31
				DA OFFICE	\$113.07
				GENERAL FUND	\$271.38
				ORANGE CO SO	\$734.97
05F16337	05F16337	\$17,143.23	4/9/2008	CDA	\$171.43
				DA OFFICE	\$1,714.32
				GENERAL FUND	\$4,114.38
				ORANGE CO SO	\$11,143.10
05F16640B	05F16640B	\$2,115.12	8/5/2008	CDA	\$21.15
				DA OFFICE	\$211.51
				GARDEN GROVE PD	\$1,374.83
				GENERAL FUND	\$507.63
05F16737	05F16737	\$1,479.61	1/4/2008	CDA	\$14.80
				DA OFFICE	\$147.96
				GENERAL FUND	\$355.11
				HUNTINGTON BEACH PD	\$961.74
05F16749	05F16749	\$3,847.62	8/5/2008	CDA	\$38.48



State of California  
**ASSET FORFEITURE REPORT - 2008**

*Table 3*

Admin Number	Docket Number	Amount Forfeited	Date Disbursed	Recipient	Amount Disbursed
				DA OFFICE	\$384.76
				GARDEN GROVE PD	\$2,500.95
				GENERAL FUND	\$923.43
05F17421	05F17421	\$883.38	4/9/2008		
				CDA A	\$8.83
				DA OFFICE	\$88.34
				GENERAL FUND	\$212.01
				ORANGE CO SO	\$574.20
06-09862	06-09862	\$2,421.37	9/11/2008		
				CDA A	\$24.21
				DA OFFICE	\$242.14
				GENERAL FUND	\$581.13
				IRVINE PD	\$1,573.89
06CC00615	06CC00615	\$2,457.18	9/11/2008		
				CDA A	\$24.57
				DA OFFICE	\$245.72
				GENERAL FUND	\$589.72
				IRVINE PD	\$1,597.17
06CC00732	06CC00732	\$5,030.00	7/11/2008		
				CDA A	\$50.30
				DA OFFICE	\$503.00
				FULLERTON PD	\$3,269.50
				GENERAL FUND	\$1,207.20
06CC00793	06CC00793	\$4,081.88	9/11/2008		
				BUENA PARK PD	\$2,653.22
				CDA A	\$40.82
				DA OFFICE	\$408.19
				GENERAL FUND	\$979.65
06CC00820	06CC00820	\$1,539.40	3/10/2008		
				ANAHEIM PD	\$1,000.61
				CDA A	\$15.39
				DA OFFICE	\$153.94
				GENERAL FUND	\$369.46
06CC00841	06CC00841	\$2,651.30	7/10/2008		
				CDA A	\$26.51
				DA OFFICE	\$265.13
				GENERAL FUND	\$636.31
				ORANGE CO SO	\$1,723.35
06CC00886	06CC00886	\$11,953.53	3/10/2008		
				CDA A	\$119.53
				DA OFFICE	\$1,195.35
				GENERAL FUND	\$2,868.85
				ORANGE CO RNSP	\$7,769.80
06CC00928	06CC00928	\$1,123.35	4/4/2008		
				CDA A	\$11.23
				DA OFFICE	\$112.34
				GENERAL FUND	\$269.60



State of California  
**ASSET FORFEITURE REPORT - 2008**

*Table 3*

Admin Number	Docket Number	Amount Forfeited	Date Disbursed	Recipient	Amount Disbursed
06CC01080	06CC01080	\$664.26	1/4/2008	HUNTINGTON BEACH PD	\$730.18
				CDA A	\$6.64
				DA OFFICE	\$66.43
				FULLERTON PD	\$431.77
				GENERAL FUND	\$159.42
06CC01095	06CC01095	\$897.25	9/11/2008	BUENA PARK PD	\$583.21
				CDA A	\$8.97
				DA OFFICE	\$89.73
				GENERAL FUND	\$215.34
06CC01135	06CC01135	\$14,362.80	11/5/2008	CDA A	\$143.63
				DA OFFICE	\$1,436.28
				GENERAL FUND	\$3,447.07
				ORANGE CO SO	\$9,335.82
06CC01160	06CC01160	\$1,790.00	1/4/2008	CDA A	\$17.90
				DA OFFICE	\$179.00
				FULLERTON PD	\$1,163.50
				GENERAL FUND	\$429.60
06CC01272	06CC01272	\$1,235.23	1/4/2008	ANAHEIM PD	\$802.90
				CDA A	\$12.35
				DA OFFICE	\$123.52
				GENERAL FUND	\$296.46
06CC01357	06CC01357	\$2,386.50	4/4/2008	ANAHEIM PD	\$1,551.22
				CDA A	\$23.87
				DA OFFICE	\$238.65
				GENERAL FUND	\$572.76
06CC01569	06CC01569	\$15,377.33	7/10/2008	CDA A	\$153.77
				DA OFFICE	\$1,537.73
				GENERAL FUND	\$3,690.56
				ORANGE CO SO	\$9,995.27
06CC01586	06CC01586	\$5,328.09	4/9/2008	CDA A	\$53.28
				DA OFFICE	\$532.81
				GENERAL FUND	\$1,278.74
				ORANGE CO SO	\$3,463.26
06CC01604	06CC01604	\$3,123.36	7/10/2008	CDA A	\$31.23
				DA OFFICE	\$312.34
				GENERAL FUND	\$749.61
				ORANGE CO SO	\$2,030.18





State of California  
**ASSET FORFEITURE REPORT - 2008**

*Table 3*

Admin Number	Docket Number	Amount Forfeited	Date Disbursed	Recipient	Amount Disbursed
06CC01613	06CC01613	\$2,636.60	4/4/2008	CDA A	\$26.37
				DA OFFICE	\$263.66
				GENERAL FUND	\$632.78
				HUNTINGTON BEACH PD	\$1,713.79
06F00279	06F00279	\$1,182.61	1/4/2008	CDA A	\$11.83
				COSTA MESA PD	\$768.69
				DA OFFICE	\$118.26
				GENERAL FUND	\$283.83
06F00322	06F00322	\$10,596.04	1/4/2008	BUENA PARK PD	\$6,887.43
				CDA A	\$105.96
				DA OFFICE	\$1,059.60
				GENERAL FUND	\$2,543.05
06F00919	06F00919	\$1,314.46	1/4/2008	CDA A	\$13.14
				DA OFFICE	\$131.45
				GENERAL FUND	\$315.47
				HUNTINGTON BEACH PD	\$854.40
06F01156	06F01156	\$1,390.63	4/9/2008	CDA A	\$13.91
				DA OFFICE	\$139.06
				GENERAL FUND	\$333.75
				ORANGE CO SO	\$903.91
06F01413	06F01413	\$575.82	4/8/2008	CDA A	\$5.76
				DA OFFICE	\$57.58
				GENERAL FUND	\$138.20
				ORANGE CO SO	\$374.28
06F02144	06F02144	\$4,020.79	1/4/2008	ANAHEIM PD	\$2,613.51
				CDA A	\$40.21
				DA OFFICE	\$402.08
				GENERAL FUND	\$964.99
06F02634	06F02634	\$5,284.19	1/4/2008	CDA A	\$52.84
				DA OFFICE	\$528.42
				GENERAL FUND	\$1,268.21
				HUNTINGTON BEACH PD	\$3,434.72
06F02731	06F02731	\$3,129.57	11/4/2008	CDA A	\$31.30
				DA OFFICE	\$312.96
				GENERAL FUND	\$751.10
				HUNTINGTON BEACH PD	\$2,034.21
06F03309	06F03309	\$743.58	1/4/2008	CDA A	\$7.44



State of California  
**ASSET FORFEITURE REPORT - 2008**

*Table 3*

Admin Number	Docket Number	Amount Forfeited	Date Disbursed	Recipient	Amount Disbursed
				DA OFFICE	\$74.36
				GENERAL FUND	\$178.46
				HUNTINGTON BEACH PD	\$483.32
06F03345	06F03345	\$1,067.27	1/4/2008		
				CDA A	\$10.67
				DA OFFICE	\$106.73
				GENERAL FUND	\$256.14
				HUNTINGTON BEACH PD	\$693.73
06F03349	06F03349	\$9,103.27	1/4/2008		
				CDA A	\$91.03
				DA OFFICE	\$910.33
				GENERAL FUND	\$2,184.78
				HUNTINGTON BEACH PD	\$5,917.13
06F03808	06F03808	\$17,689.72	9/11/2008		
				CDA A	\$176.90
				DA OFFICE	\$1,768.97
				GENERAL FUND	\$4,245.53
				LA HABRA PD	\$11,498.32
06F04074	06F04074	\$1,281.62	4/8/2008		
				CDA A	\$12.82
				DA OFFICE	\$128.16
				GENERAL FUND	\$307.59
				ORANGE CO SO	\$833.05
06F04925	06F04925	\$510.00	1/4/2008		
				CDA A	\$5.10
				DA OFFICE	\$51.00
				FULLERTON PD	\$331.50
				GENERAL FUND	\$122.40
06F05274	06F05274	\$2,875.00	1/4/2008		
				ANAHEIM PD	\$1,868.75
				CDA A	\$28.75
				DA OFFICE	\$287.50
				GENERAL FUND	\$690.00
06F05397	06F05397	\$1,122.34	4/10/2008		
				CDA A	\$11.22
				DA OFFICE	\$112.23
				GENERAL FUND	\$269.36
				ORANGE CO SO	\$729.53
06F05462	06F05462	\$2,752.37	9/11/2008		
				BUENA PARK PD	\$1,789.04
				CDA A	\$27.52
				DA OFFICE	\$275.24
				GENERAL FUND	\$660.57
06F05563	06F05563	\$500.00	2/6/2008		
				CDA A	\$5.00
				CHP	\$325.00
				DA OFFICE	\$50.00



State of California  
**ASSET FORFEITURE REPORT - 2008**

*Table 3*

Admin Number	Docket Number	Amount Forfeited	Date Disbursed	Recipient	Amount Disbursed
06F05970	06F05970	\$2,295.45	1/4/2008	GENERAL FUND	\$120.00
				ANAHEIM PD	\$1,492.04
				CDAA	\$22.95
				DA OFFICE	\$229.55
				GENERAL FUND	\$550.91
06F06821	06F06821	\$3,558.40	4/8/2008	CDAA	\$35.58
				DA OFFICE	\$355.84
				GENERAL FUND	\$854.02
				ORANGE CO SO	\$2,312.96
06F06915	06F06915	\$3,244.20	8/5/2008	CDAA	\$32.44
				DA OFFICE	\$324.42
				GARDEN GROVE PD	\$2,108.73
				GENERAL FUND	\$778.61
06F07115	06F07115	\$23,097.47	4/8/2008	CDAA	\$230.97
				DA OFFICE	\$2,309.75
				GENERAL FUND	\$5,543.39
				ORANGE CO SO	\$15,013.36
06F07582	06F07582	\$997.77	8/5/2008	CDAA	\$9.98
				DA OFFICE	\$99.78
				GENERAL FUND	\$239.46
				SANTA ANA PD	\$648.55
06F07680B	06F07680B	\$10,362.41	3/10/2008	CDAA	\$103.62
				DA OFFICE	\$1,036.24
				GENERAL FUND	\$2,486.98
				SANTA ANA PD	\$6,735.57
06F08453	06F08453	\$3,158.88	4/8/2008	CDAA	\$31.59
				DA OFFICE	\$315.89
				GENERAL FUND	\$758.13
				ORANGE CO SO	\$2,053.27
06F08561	06F08561	\$554.41	9/11/2008	CDAA	\$5.54
				DA OFFICE	\$55.44
				GARDEN GROVE PD	\$360.37
				GENERAL FUND	\$133.06
06F09231	06F09231	\$903.78	4/8/2008	CDAA	\$9.04
				DA OFFICE	\$90.38
				GENERAL FUND	\$216.91
				ORANGE CO SO	\$587.45



State of California  
**ASSET FORFEITURE REPORT - 2008**

*Table 3*

Admin Number	Docket Number	Amount Forfeited	Date Disbursed	Recipient	Amount Disbursed
06F10165A	06F10165A	\$2,343.46	8/5/2008	CDA	\$23.43
				DA OFFICE	\$234.35
				GENERAL FUND	\$562.43
				SANTA ANA PD	\$1,523.25
06F10223	06F10223	\$13,722.95	4/8/2008	CDA	\$137.23
				DA OFFICE	\$1,372.30
				GENERAL FUND	\$3,293.51
				ORANGE CO SO	\$8,919.91
06F10367	06F10367	\$2,655.55	4/9/2008	CDA	\$26.56
				DA OFFICE	\$265.56
				GENERAL FUND	\$637.33
				ORANGE CO SO	\$1,726.10
06F11489	06F11489	\$1,900.98	8/5/2008	CDA	\$19.01
				DA OFFICE	\$190.10
				FOUNTAIN VALLEY PD	\$1,235.63
				GENERAL FUND	\$456.24
06F11997	06F11997	\$1,245.71	7/10/2008	CDA	\$12.46
				DA OFFICE	\$124.57
				GENERAL FUND	\$298.97
				ORANGE CO SO	\$809.71
06F12046	06F12046	\$1,154.00	3/10/2008	CDA	\$11.54
				DA OFFICE	\$115.40
				GENERAL FUND	\$276.96
				TUSTIN PD	\$750.10
06F12155	06F12155	\$5,901.96	4/7/2008	CDA	\$59.02
				DA OFFICE	\$590.20
				GENERAL FUND	\$1,416.47
				ORANGE CO SO	\$3,836.27
06F12645	06F12645	\$3,105.00	1/4/2008	CDA	\$31.05
				DA OFFICE	\$310.50
				FULLERTON PD	\$2,018.25
				GENERAL FUND	\$745.20
06F12645B	06F12645B	\$995.00	1/4/2008	CDA	\$9.95
				DA OFFICE	\$99.50
				FULLERTON PD	\$646.75
				GENERAL FUND	\$238.80
06F12690	06F12690	\$510.00	1/4/2008	CDA	\$5.10



State of California  
**ASSET FORFEITURE REPORT - 2008**

*Table 3*

Admin Number	Docket Number	Amount Forfeited	Date Disbursed	Recipient	Amount Disbursed
				DA OFFICE	\$51.00
				FULLERTON PD	\$331.50
				GENERAL FUND	\$122.40
06F13390	06F13390	\$1,813.94	8/5/2008		
				CDA A	\$18.14
				DA OFFICE	\$181.39
				FOUNTAIN VALLEY PD	\$1,179.06
				GENERAL FUND	\$435.35
06F13419	06F13419	\$1,925.00	1/4/2008		
				CDA A	\$19.25
				DA OFFICE	\$192.50
				GARDEN GROVE PD	\$1,251.25
				GENERAL FUND	\$462.00
06F13771	06F13771	\$544.00	1/4/2008		
				CDA A	\$5.44
				DA OFFICE	\$54.40
				FULLERTON PD	\$353.60
				GENERAL FUND	\$130.56
06F14372	06F14372	\$501.63	1/4/2008		
				CDA A	\$5.02
				COSTA MESA PD	\$326.06
				DA OFFICE	\$50.16
				GENERAL FUND	\$120.39
06F14395	06F14395	\$4,379.00	1/4/2008		
				CDA A	\$43.79
				COSTA MESA PD	\$2,846.35
				DA OFFICE	\$437.90
				GENERAL FUND	\$1,050.96
06F14693	06F14693	\$5,205.00	1/4/2008		
				CDA A	\$52.05
				DA OFFICE	\$520.50
				FULLERTON PD	\$3,383.25
				GENERAL FUND	\$1,249.20
06F14733	06F14733	\$462.00	1/4/2008		
				CDA A	\$4.62
				DA OFFICE	\$46.20
				FULLERTON PD	\$300.30
				GENERAL FUND	\$110.88
06F14806	06F14806	\$679.66	1/4/2008		
				CDA A	\$6.80
				COSTA MESA PD	\$441.77
				DA OFFICE	\$67.97
				GENERAL FUND	\$163.12
06F15410	06F15410	\$6,323.00	1/4/2008		
				CDA A	\$63.23
				DA OFFICE	\$632.30
				FULLERTON PD	\$4,109.95



State of California  
**ASSET FORFEITURE REPORT - 2008**

*Table 3*

Admin Number	Docket Number	Amount Forfeited	Date Disbursed	Recipient	Amount Disbursed
06F15454	06F15454	\$2,549.00	3/10/2008	GENERAL FUND	\$1,517.52
				CDA A	\$25.49
				DA OFFICE	\$254.90
				GENERAL FUND	\$611.76
				TUSTIN PD	\$1,656.85
06F15809	06F15809	\$7,807.00	10/2/2008		
				CDA A	\$78.07
				CHP	\$5,074.55
				DA OFFICE	\$780.70
				GENERAL FUND	\$1,873.68
06F16029	06F16029	\$795.86	3/10/2008		
				CDA A	\$7.96
				DA OFFICE	\$79.59
				GENERAL FUND	\$191.01
				SANTA ANA PD	\$517.30
06F16108	06F16108	\$4,513.28	3/10/2008		
				CDA A	\$45.13
				DA OFFICE	\$451.33
				GENERAL FUND	\$1,083.19
				SANTA ANA PD	\$2,933.63
06F16221	06F16221	\$835.55	3/10/2008		
				CDA A	\$8.36
				DA OFFICE	\$83.56
				GENERAL FUND	\$200.53
				SANTA ANA PD	\$543.10
06F16291	06F16291	\$1,739.85	7/10/2008		
				CDA A	\$17.40
				DA OFFICE	\$173.99
				GENERAL FUND	\$417.56
				ORANGE CO SO	\$1,130.90
06F16522	06F16522	\$1,045.25	1/4/2008		
				CDA A	\$10.45
				DA OFFICE	\$104.53
				FULLERTON PD	\$679.41
				GENERAL FUND	\$250.86
06F16755	06F16755	\$477.65	7/10/2008		
				CDA A	\$4.78
				DA OFFICE	\$47.77
				GENERAL FUND	\$114.64
				ORANGE CO SO	\$310.46
07-015211	07-015211	\$3,537.02	7/10/2008		
				CDA A	\$35.37
				DA OFFICE	\$353.70
				GENERAL FUND	\$848.88
				ORANGE CO SO	\$2,299.07



State of California  
**ASSET FORFEITURE REPORT - 2008**

*Table 3*

Admin Number	Docket Number	Amount Forfeited	Date Disbursed	Recipient	Amount Disbursed
07-034630	07-034630	\$891.01	7/10/2008	CDA	\$8.91
				DA OFFICE	\$89.10
				GENERAL FUND	\$213.84
				ORANGE CO SO	\$579.16
07-18323	07-18323	\$6,846.78	9/11/2008	CDA	\$68.47
				DA OFFICE	\$684.68
				GENERAL FUND	\$1,643.23
				IRVINE PD	\$4,450.40
07-183998	07-183998	\$3,105.64	7/11/2008	ANAHEIM PD	\$2,018.67
				CDA	\$31.06
				DA OFFICE	\$310.56
				GENERAL FUND	\$745.35
07-231	07-231	\$759.00	4/4/2008	CDA	\$7.59
				DA OFFICE	\$75.90
				GENERAL FUND	\$182.16
				TUSTIN PD	\$493.35
07CC00332	07CC00332	\$2,451.87	9/11/2008	CDA	\$24.52
				DA OFFICE	\$245.19
				GENERAL FUND	\$588.45
				IRVINE PD	\$1,593.71
07CC00416	07CC00416	\$548.18	12/5/2008	CDA	\$5.48
				DA OFFICE	\$54.82
				GARDEN GROVE PD	\$356.32
				GENERAL FUND	\$131.56
07CC00425	07CC00425	\$1,153.34	9/11/2008	CDA	\$11.53
				DA OFFICE	\$115.33
				GENERAL FUND	\$276.80
				WESTMINSTER PD	\$749.68
07CC00443	07CC00443	\$2,271.08	11/4/2008	CDA	\$22.71
				CYPRESS PD	\$1,476.20
				DA OFFICE	\$227.11
				GENERAL FUND	\$545.06
07CC00465	07CC00465	\$16,366.94	12/4/2008	ANAHEIM PD	\$10,638.51
				CDA	\$163.67
				DA OFFICE	\$1,636.69
				GENERAL FUND	\$3,928.07
07CC00755	07CC00755	\$882.15	4/9/2008	CDA	\$8.82



State of California  
**ASSET FORFEITURE REPORT - 2008**

*Table 3*

Admin Number	Docket Number	Amount Forfeited	Date Disbursed	Recipient	Amount Disbursed
				DA OFFICE	\$88.22
				GENERAL FUND	\$211.72
				ORANGE CO SO	\$573.39
07CC00760	07CC00760	\$4,648.00	9/11/2008		
				CDA A	\$46.48
				DA OFFICE	\$464.80
				FULLERTON PD	\$3,021.20
				GENERAL FUND	\$1,115.52
07CC00950	07CC00950	\$6,600.00	11/4/2008		
				CDA A	\$66.00
				DA OFFICE	\$660.00
				GENERAL FUND	\$1,584.00
				LA IMPACT	\$4,290.00
07CC00969	07CC00969	\$1,088.45	11/4/2008		
				CDA A	\$10.88
				DA OFFICE	\$108.85
				GENERAL FUND	\$261.23
				ORANGE CO SO	\$707.49
07CC00987	07CC00987	\$879.10	11/5/2008		
				ANAHEIM PD	\$571.42
				CDA A	\$8.79
				DA OFFICE	\$87.91
				GENERAL FUND	\$210.98
07CC01075	07CC01075	\$3,621.43	11/4/2008		
				CDA A	\$36.21
				DA OFFICE	\$362.14
				GENERAL FUND	\$869.14
				ORANGE CO SO	\$2,353.94
07CC01178	07CC01178	\$1,202.46	11/4/2008		
				CDA A	\$12.02
				DA OFFICE	\$120.25
				GENERAL FUND	\$288.59
				SANTA ANA PD	\$781.60
07CC01683	07CC01683	\$920.07	9/11/2008		
				CDA A	\$9.20
				DA OFFICE	\$92.01
				GENERAL FUND	\$220.82
				SANTA ANA PD	\$598.04
07CC01759	07CC01759	\$4,542.17	11/4/2008		
				CDA A	\$45.42
				DA OFFICE	\$454.22
				GENERAL FUND	\$1,090.12
				ORANGE CO SO	\$2,952.41
07CC19422	07CC19422	\$737.00	7/11/2008		
				CDA A	\$7.37
				DA OFFICE	\$73.70
				FULLERTON PD	\$479.05





State of California  
**ASSET FORFEITURE REPORT - 2008**

*Table 3*

Admin Number	Docket Number	Amount Forfeited	Date Disbursed	Recipient	Amount Disbursed
07CC19473	07CC19473	\$1,092.41	9/11/2008	GENERAL FUND	\$176.88
				CDA A	\$10.92
				DA OFFICE	\$109.24
				GARDEN GROVE PD	\$710.07
				GENERAL FUND	\$262.18
07CC19514	07CC19514	\$14,124.22	12/4/2008		
				CDA A	\$141.24
				DA OFFICE	\$1,412.42
				GENERAL FUND	\$3,389.81
				ORANGE PD	\$9,180.75
07CC19594	07CC19594	\$874.88	11/3/2008		
				CDA A	\$8.75
				COSTA MESA PD	\$568.67
				DA OFFICE	\$87.49
				GENERAL FUND	\$209.97
07CC19804	07CC19804	\$1,750.00	11/5/2008		
				CDA A	\$17.50
				DA OFFICE	\$175.00
				FULLERTON PD	\$1,137.50
				GENERAL FUND	\$420.00
07CC19846	07CC19846	\$2,974.42	12/4/2008		
				BUENA PARK PD	\$1,933.38
				CDA A	\$29.74
				DA OFFICE	\$297.44
				GENERAL FUND	\$713.86
07F00149	07F00149	\$4,953.60	7/11/2008		
				CDA A	\$49.54
				DA OFFICE	\$495.36
				GENERAL FUND	\$1,188.86
				ORANGE PD	\$3,219.84
07F00174	07F00174	\$598.05	7/11/2008		
				CDA A	\$5.98
				DA OFFICE	\$59.81
				GENERAL FUND	\$143.53
				SANTA ANA PD	\$388.73
07F00433	07F00433	\$20,032.07	4/7/2008		
				CDA A	\$200.32
				DA OFFICE	\$2,003.21
				FULLERTON PD	\$13,020.84
				GENERAL FUND	\$4,807.70
07F00708	07F00708	\$4,269.98	4/10/2008		
				CDA A	\$42.70
				DA OFFICE	\$427.00
				GENERAL FUND	\$1,024.80
				ORANGE CO SO	\$2,775.48



State of California  
**ASSET FORFEITURE REPORT - 2008**

*Table 3*

Admin Number	Docket Number	Amount Forfeited	Date Disbursed	Recipient	Amount Disbursed
07F00736	07F00736	\$3,554.12	7/10/2008	CDA	\$35.54
				DA OFFICE	\$355.41
				GENERAL FUND	\$852.99
				ORANGE CO SO	\$2,310.18
07F00879	07F00879	\$12,073.63	3/10/2008	CDA	\$120.74
				DA OFFICE	\$1,207.36
				GENERAL FUND	\$2,897.67
				HUNTINGTON BEACH PD	\$7,847.86
07F00914B	07F00914B	\$998.51	4/4/2008	CDA	\$9.99
				DA OFFICE	\$99.85
				GENERAL FUND	\$239.64
				HUNTINGTON BEACH PD	\$649.03
07F00974	07F00974	\$464.30	1/4/2008	CDA	\$4.64
				CYPRESS PD	\$301.80
				DA OFFICE	\$46.43
				GENERAL FUND	\$111.43
07F00982	07F00982	\$6,320.12	4/10/2008	CDA	\$63.20
				DA OFFICE	\$632.01
				GENERAL FUND	\$1,516.83
				ORANGE CO SO	\$4,108.08
07F01245	07F01245	\$555.32	7/10/2008	CDA	\$5.55
				DA OFFICE	\$55.53
				GENERAL FUND	\$133.28
				ORANGE CO SO	\$360.96
07F01303	07F01303	\$1,980.48	1/4/2008	CDA	\$19.80
				CYPRESS PD	\$1,287.31
				DA OFFICE	\$198.05
				GENERAL FUND	\$475.32
07F01304	07F01304	\$2,269.38	9/11/2008	CDA	\$22.69
				DA OFFICE	\$226.94
				GENERAL FUND	\$544.65
				SANTA ANA PD	\$1,475.10
07F01306	07F01306	\$1,388.54	3/10/2008	CDA	\$13.89
				DA OFFICE	\$138.85
				GENERAL FUND	\$333.25
				IRVINE PD	\$902.55
07F01307	07F01307	\$12,063.31	7/10/2008	CDA	\$120.63



State of California  
**ASSET FORFEITURE REPORT - 2008**

*Table 3*

Admin Number	Docket Number	Amount Forfeited	Date Disbursed	Recipient	Amount Disbursed
				DA OFFICE	\$1,206.33
				GENERAL FUND	\$2,895.19
				ORANGE CO SO	\$7,841.16
07F01311	07F01311	\$1,634.69	4/10/2008		
				CDA A	\$16.35
				DA OFFICE	\$163.47
				GENERAL FUND	\$392.33
				ORANGE CO SO	\$1,062.54
07F01316	07F01316	\$2,097.22	7/10/2008		
				CDA A	\$20.97
				DA OFFICE	\$209.72
				GENERAL FUND	\$503.33
				ORANGE CO SO	\$1,363.20
07F01320	07F01320	\$2,152.02	9/11/2008		
				BUENA PARK PD	\$1,398.82
				CDA A	\$21.52
				DA OFFICE	\$215.20
				GENERAL FUND	\$516.48
07F01331	07F01331	\$668.22	3/10/2008		
				CDA A	\$6.68
				DA OFFICE	\$66.82
				GENERAL FUND	\$160.37
				SANTA ANA PD	\$434.35
07F02514	07F02514	\$1,589.86	3/10/2008		
				CDA A	\$15.90
				DA OFFICE	\$158.99
				GENERAL FUND	\$381.57
				ORANGE PD	\$1,033.40
07F02655	07F02655	\$5,394.18	4/10/2008		
				CDA A	\$53.94
				DA OFFICE	\$539.42
				GENERAL FUND	\$1,294.60
				ORANGE CO SO	\$3,506.22
07F03010	07F03010	\$1,164.96	11/4/2008		
				CDA A	\$11.65
				DA OFFICE	\$116.50
				GENERAL FUND	\$279.59
				ORANGE CO SO	\$757.22
07F03416	07F03416	\$516.62	3/10/2008		
				CDA A	\$5.17
				DA OFFICE	\$51.66
				GENERAL FUND	\$123.99
				ORANGE PD	\$335.80
07F03721	07F03721	\$580.00	4/4/2008		
				CDA A	\$5.80
				DA OFFICE	\$58.00
				FULLERTON PD	\$377.00



State of California  
**ASSET FORFEITURE REPORT - 2008**

*Table 3*

Admin Number	Docket Number	Amount Forfeited	Date Disbursed	Recipient	Amount Disbursed
07F03751	07F03751	\$10,130.75	3/10/2008	GENERAL FUND	\$139.20
				CDA A	\$101.31
				DA OFFICE	\$1,013.08
				GENERAL FUND	\$2,431.38
				SANTA ANA PD	\$6,584.98
07F03904	07F03904	\$6,919.11	7/10/2008		
				CDA A	\$69.19
				DA OFFICE	\$691.91
				GENERAL FUND	\$1,660.59
				ORANGE CO SO	\$4,497.42
07F04139	07F04139	\$7,443.20	7/10/2008		
				CDA A	\$74.43
				DA OFFICE	\$744.32
				GENERAL FUND	\$1,786.37
				ORANGE CO SO	\$4,838.08
07F04202	07F04202	\$915.25	7/11/2008		
				CDA A	\$9.15
				DA OFFICE	\$91.53
				GENERAL FUND	\$219.66
				IRVINE PD	\$594.91
07F04213	07F04213	\$601.20	9/11/2008		
				CDA A	\$6.01
				DA OFFICE	\$60.12
				GENERAL FUND	\$144.29
				IRVINE PD	\$390.78
07F04527	07F04527	\$1,228.23	9/11/2008		
				BUENA PARK PD	\$798.35
				CDA A	\$12.28
				DA OFFICE	\$122.82
				GENERAL FUND	\$294.78
07F04647	07F04647	\$1,185.00	7/11/2008		
				CDA A	\$11.85
				DA OFFICE	\$118.50
				FULLERTON PD	\$770.25
				GENERAL FUND	\$284.40
07F04685	07F04685	\$14,222.24	9/11/2008		
				BUENA PARK PD	\$9,244.46
				CDA A	\$142.22
				DA OFFICE	\$1,422.22
				GENERAL FUND	\$3,413.34
07F04785	07F04785	\$3,953.10	7/10/2008		
				CDA A	\$39.53
				DA OFFICE	\$395.31
				GENERAL FUND	\$948.74
				ORANGE CO SO	\$2,569.52



State of California  
**ASSET FORFEITURE REPORT - 2008**

*Table 3*

Admin Number	Docket Number	Amount Forfeited	Date Disbursed	Recipient	Amount Disbursed
07F05165	07F05165	\$3,370.80	4/4/2008	CDA A	\$33.71
				DA OFFICE	\$337.08
				GENERAL FUND	\$808.99
				HUNTINGTON BEACH PD	\$2,191.02
07F05190	07F05190	\$576.00	4/4/2008	CDA A	\$5.76
				DA OFFICE	\$57.60
				GENERAL FUND	\$138.24
				TUSTIN PD	\$374.40
07F05209	07F05209	\$2,648.90	3/10/2008	CDA A	\$26.49
				DA OFFICE	\$264.89
				GENERAL FUND	\$635.74
				SANTA ANA PD	\$1,721.78
07F05289	07F05289	\$564.00	9/11/2008	CDA A	\$5.64
				DA OFFICE	\$56.40
				GENERAL FUND	\$135.36
				PLACENTIA PD	\$366.60
07F05356	07F05356	\$2,448.10	7/10/2008	CDA A	\$24.48
				DA OFFICE	\$244.81
				GENERAL FUND	\$587.54
				ORANGE CO SO	\$1,591.27
07F05442	07F05442	\$1,330.20	9/11/2008	BUENA PARK PD	\$864.63
				CDA A	\$13.30
				DA OFFICE	\$133.02
				GENERAL FUND	\$319.25
07F05565	07F05565	\$3,872.58	7/10/2008	CDA A	\$38.73
				DA OFFICE	\$387.26
				GENERAL FUND	\$929.42
				ORANGE CO SO	\$2,517.17
07F05736	07F05736	\$9,027.94	3/10/2008	CDA A	\$90.28
				DA OFFICE	\$902.79
				GENERAL FUND	\$2,166.71
				ORANGE PD	\$5,868.16
07F05839	07F05839	\$3,118.32	12/4/2008	CDA A	\$31.18
				DA OFFICE	\$311.83
				GENERAL FUND	\$748.40
				ORANGE CO SO	\$2,026.91
07F05858	07F05858	\$1,040.64	4/10/2008	CDA A	\$10.41



State of California  
**ASSET FORFEITURE REPORT - 2008**

*Table 3*

Admin Number	Docket Number	Amount Forfeited	Date Disbursed	Recipient	Amount Disbursed
				DA OFFICE	\$104.06
				GENERAL FUND	\$249.75
				ORANGE CO SO	\$676.42
07F05936	07F05936	\$6,184.61	12/4/2008		
				CDA A	\$61.84
				DA OFFICE	\$618.46
				GARDEN GROVE PD	\$4,020.00
				GENERAL FUND	\$1,484.31
07F05942	07F05942	\$553.72	9/11/2008		
				BUENA PARK PD	\$359.92
				CDA A	\$5.54
				DA OFFICE	\$55.37
				GENERAL FUND	\$132.89
07F06342B	07F06342B	\$2,750.50	3/10/2008		
				CDA A	\$27.51
				DA OFFICE	\$275.05
				GENERAL FUND	\$660.12
				SANTA ANA PD	\$1,787.82
07F06725	07F06725	\$1,841.08	4/4/2008		
				CDA A	\$18.41
				DA OFFICE	\$184.11
				GARDEN GROVE PD	\$1,196.70
				GENERAL FUND	\$441.86
07F07251A	07F07251A	\$5,295.51	12/5/2008		
				CDA A	\$52.96
				DA OFFICE	\$529.55
				GARDEN GROVE PD	\$3,442.08
				GENERAL FUND	\$1,270.92
07F07284	07F07284	\$8,478.68	4/4/2008		
				CDA A	\$84.79
				DA OFFICE	\$847.87
				GENERAL FUND	\$2,034.88
				HUNTINGTON BEACH PD	\$5,511.14
07F07404	07F07404	\$831.03	7/11/2008		
				CDA A	\$8.31
				DA OFFICE	\$83.10
				GENERAL FUND	\$199.45
				WESTMINSTER PD	\$540.17
07F07416	07F07416	\$1,723.40	3/10/2008		
				CDA A	\$17.23
				DA OFFICE	\$172.34
				GENERAL FUND	\$413.62
				HUNTINGTON BEACH PD	\$1,120.21
07F07454	07F07454	\$1,040.00	7/11/2008		
				CDA A	\$10.40
				DA OFFICE	\$104.00
				GENERAL FUND	\$249.60



State of California  
**ASSET FORFEITURE REPORT - 2008**

*Table 3*

Admin Number	Docket Number	Amount Forfeited	Date Disbursed	Recipient	Amount Disbursed
07F07673	07F07673	\$473.11	3/10/2008	LOS ALAMITOS PD	\$676.00
				CDA A	\$4.73
				DA OFFICE	\$47.31
				GENERAL FUND	\$113.55
				NEWPORT BEACH PD	\$307.52
07F07679	07F07679	\$579.05	3/10/2008		
				CDA A	\$5.79
				DA OFFICE	\$57.91
				GENERAL FUND	\$138.97
				SANTA ANA PD	\$376.38
07F07719	07F07719	\$6,367.76	7/10/2008		
				CDA A	\$63.68
				DA OFFICE	\$636.78
				GENERAL FUND	\$1,528.26
				ORANGE CO SO	\$4,139.04
07F07723	07F07723	\$3,046.21	7/11/2008		
				CDA A	\$30.46
				DA OFFICE	\$304.62
				GENERAL FUND	\$731.09
				IRVINE PD	\$1,980.04
07F07744	07F07744	\$21,863.49	3/10/2008		
				CDA A	\$218.63
				DA OFFICE	\$2,186.35
				GENERAL FUND	\$5,247.24
				NEWPORT BEACH PD	\$14,211.27
07F07835	07F07835	\$1,812.22	7/10/2008		
				CDA A	\$18.12
				DA OFFICE	\$181.22
				GENERAL FUND	\$434.93
				ORANGE CO SO	\$1,177.95
07F07864	07F07864	\$484.47	7/10/2008		
				CDA A	\$4.84
				DA OFFICE	\$48.45
				GENERAL FUND	\$116.27
				ORANGE CO SO	\$314.91
07F07864X	07F07864X	\$2,800.50	7/10/2008		
				CDA A	\$28.01
				DA OFFICE	\$280.05
				GENERAL FUND	\$672.12
				ORANGE CO SO	\$1,820.32
07F08040	07F08040	\$1,031.16	3/10/2008		
				CDA A	\$10.31
				DA OFFICE	\$103.12
				GENERAL FUND	\$247.48
				SANTA ANA PD	\$670.25



State of California  
**ASSET FORFEITURE REPORT - 2008**

*Table 3*

<b>Admin Number</b>	<b>Docket Number</b>	<b>Amount Forfeited</b>	<b>Date Disbursed</b>	<b>Recipient</b>	<b>Amount Disbursed</b>
07F08182	07F08182	\$19,066.00	4/4/2008	CDA	\$190.66
				DA OFFICE	\$1,906.60
				FULLERTON PD	\$12,392.90
				GENERAL FUND	\$4,575.84
07F08311	07F08311	\$1,825.00	3/10/2008	CDA	\$18.25
				DA OFFICE	\$182.50
				FULLERTON PD	\$1,186.25
				GENERAL FUND	\$438.00
07F08352	07F08352	\$787.98	12/4/2008	CDA	\$7.88
				DA OFFICE	\$78.80
				GARDEN GROVE PD	\$512.18
				GENERAL FUND	\$189.12
07F08501	07F08501	\$482.63	7/10/2008	CDA	\$4.83
				DA OFFICE	\$48.26
				GENERAL FUND	\$115.83
				ORANGE CO SO	\$313.71
07F08613B	07F08613B	\$1,396.45	3/10/2008	CDA	\$13.96
				DA OFFICE	\$139.65
				GENERAL FUND	\$335.15
				SANTA ANA PD	\$907.69
07F08672	07F08672	\$1,932.41	9/11/2008	CDA	\$19.32
				DA OFFICE	\$193.24
				GENERAL FUND	\$463.78
				PLACENTIA PD	\$1,256.07
07F08672X	07F08672X	\$827.41	9/11/2008	CDA	\$8.27
				DA OFFICE	\$82.74
				GENERAL FUND	\$198.58
				PLACENTIA PD	\$537.82
07F08684	07F08684	\$8,511.00	3/10/2008	CDA	\$85.11
				DA OFFICE	\$851.10
				GENERAL FUND	\$2,042.64
				PLACENTIA PD	\$5,532.15
07F08687	07F08687	\$10,289.22	11/4/2008	CDA	\$102.89
				DA OFFICE	\$1,028.92
				GENERAL FUND	\$2,469.41
				ORANGE CO SO	\$6,688.00
07F08689	07F08689	\$870.36	9/11/2008	BUENA PARK PD	\$565.73





State of California  
**ASSET FORFEITURE REPORT - 2008**

*Table 3*

Admin Number	Docket Number	Amount Forfeited	Date Disbursed	Recipient	Amount Disbursed
				CDA A	\$8.70
				DA OFFICE	\$87.04
				GENERAL FUND	\$208.89
07F08691	07F08691	\$1,258.66	7/11/2008		
				CDA A	\$12.59
				DA OFFICE	\$125.87
				GENERAL FUND	\$302.08
				WESTMINSTER PD	\$818.12
07F08794	07F08794	\$2,164.73	9/11/2008		
				BUENA PARK PD	\$1,407.07
				CDA A	\$21.65
				DA OFFICE	\$216.47
				GENERAL FUND	\$519.54
07F08844	07F08844	\$1,090.00	3/10/2008		
				CDA A	\$10.90
				DA OFFICE	\$109.00
				FULLERTON PD	\$708.50
				GENERAL FUND	\$261.60
07F08880	07F08880	\$2,320.00	3/10/2008		
				CDA A	\$23.20
				DA OFFICE	\$232.00
				FULLERTON PD	\$1,508.00
				GENERAL FUND	\$556.80
07F08944	07F08944	\$1,729.63	9/11/2008		
				BUENA PARK PD	\$1,124.26
				CDA A	\$17.30
				DA OFFICE	\$172.96
				GENERAL FUND	\$415.11
07F08948	07F08948	\$821.84	7/11/2008		
				ANAHEIM PD	\$534.20
				CDA A	\$8.22
				DA OFFICE	\$82.18
				GENERAL FUND	\$197.24
07F09028	07F09028	\$14,650.10	7/10/2008		
				CDA A	\$146.50
				DA OFFICE	\$1,465.01
				GENERAL FUND	\$3,516.02
				ORANGE CO SO	\$9,522.57
07F09048	07F09048	\$2,178.81	2/6/2008		
				CDA A	\$21.79
				DA OFFICE	\$217.88
				GARDEN GROVE PD	\$1,416.23
				GENERAL FUND	\$522.91
07F09099	07F09099	\$1,137.20	7/10/2008		
				CDA A	\$11.37
				DA OFFICE	\$113.72
				GENERAL FUND	\$272.93



State of California  
**ASSET FORFEITURE REPORT - 2008**

*Table 3*

Admin Number	Docket Number	Amount Forfeited	Date Disbursed	Recipient	Amount Disbursed
07F09101	07F09101	\$18,309.76	3/10/2008	ORANGE CO SO	\$739.18
				CDA A	\$183.10
				DA OFFICE	\$1,830.98
				GENERAL FUND	\$4,394.34
				HUNTINGTON BEACH PD	\$11,901.34
07F09154	07F09154	\$1,578.19	2/6/2008		
				CDA A	\$15.78
				DA OFFICE	\$157.82
				GARDEN GROVE PD	\$1,025.82
				GENERAL FUND	\$378.77
07F09204	07F09204	\$1,444.61	2/6/2008		
				CDA A	\$14.45
				DA OFFICE	\$144.46
				GARDEN GROVE PD	\$938.99
				GENERAL FUND	\$346.71
07F09293	07F09293	\$5,769.00	7/11/2008		
				CDA A	\$57.69
				DA OFFICE	\$576.90
				GENERAL FUND	\$1,384.56
				TUSTIN PD	\$3,749.85
07F09653	07F09653	\$758.17	3/10/2008		
				CDA A	\$7.58
				DA OFFICE	\$75.82
				GENERAL FUND	\$181.96
				IRVINE PD	\$492.81
07F09758	07F09758	\$3,606.07	11/3/2008		
				CDA A	\$36.06
				DA OFFICE	\$360.61
				GENERAL FUND	\$865.46
				ORANGE CO SO	\$2,343.94
07F09764	07F09764	\$3,655.11	7/11/2008		
				CDA A	\$36.55
				DA OFFICE	\$365.51
				GENERAL FUND	\$877.23
				ORANGE PD	\$2,375.82
07F09818	07F09818	\$1,589.43	12/4/2008		
				CDA A	\$15.89
				DA OFFICE	\$158.94
				GARDEN GROVE PD	\$1,033.14
				GENERAL FUND	\$381.46
07F09840	07F09840	\$858.98	3/10/2008		
				CDA A	\$8.59
				DA OFFICE	\$85.90
				GENERAL FUND	\$206.16
				HUNTINGTON BEACH PD	\$558.33



State of California  
**ASSET FORFEITURE REPORT - 2008**

*Table 3*

Admin Number	Docket Number	Amount Forfeited	Date Disbursed	Recipient	Amount Disbursed
07F09902	07F09902	\$701.18	4/4/2008	CDA A	\$7.01
				DA OFFICE	\$70.12
				GARDEN GROVE PD	\$455.77
				GENERAL FUND	\$168.28
07F09983	07F09983	\$9,023.75	4/4/2008	CDA A	\$90.24
				DA OFFICE	\$902.38
				GARDEN GROVE PD	\$5,865.43
				GENERAL FUND	\$2,165.70
07F10148	07F10148	\$519.80	9/11/2008	BUENA PARK PD	\$337.87
				CDA A	\$5.20
				DA OFFICE	\$51.98
				GENERAL FUND	\$124.75
07F10366	07F10366	\$2,035.54	3/10/2008	CDA A	\$20.36
				DA OFFICE	\$203.55
				GENERAL FUND	\$488.53
				ORANGE PD	\$1,323.10
07F10539	07F10539	\$7,239.13	7/10/2008	CDA A	\$72.39
				DA OFFICE	\$723.91
				GENERAL FUND	\$1,737.39
				ORANGE CO SO	\$4,705.44
07F10575	07F10575	\$7,771.78	7/10/2008	CDA A	\$77.72
				DA OFFICE	\$777.18
				GENERAL FUND	\$1,865.23
				ORANGE CO SO	\$5,051.65
07F10629	07F10629	\$11,361.37	7/10/2008	CDA A	\$113.61
				DA OFFICE	\$1,136.14
				GENERAL FUND	\$2,726.73
				ORANGE CO SO	\$7,384.89
07F10647	07F10647	\$5,570.99	7/10/2008	CDA A	\$55.71
				DA OFFICE	\$557.10
				GENERAL FUND	\$1,337.04
				ORANGE CO SO	\$3,621.14
07F10820	07F10820	\$2,137.62	9/11/2008	BUENA PARK PD	\$1,389.45
				CDA A	\$21.38
				DA OFFICE	\$213.76
				GENERAL FUND	\$513.03
07F11042	07F11042	\$642.69	7/11/2008	CDA A	\$6.43



State of California  
**ASSET FORFEITURE REPORT - 2008**

*Table 3*

Admin Number	Docket Number	Amount Forfeited	Date Disbursed	Recipient	Amount Disbursed
				DA OFFICE	\$64.27
				GENERAL FUND	\$154.25
				SANTA ANA PD	\$417.74
07F11115	07F11115	\$755.91	3/10/2008		
				CDA A	\$7.56
				DA OFFICE	\$75.59
				GENERAL FUND	\$181.42
				SANTA ANA PD	\$491.34
07F11245	07F11245	\$1,217.21	4/4/2008		
				ANAHEIM PD	\$791.19
				CDA A	\$12.17
				DA OFFICE	\$121.72
				GENERAL FUND	\$292.13
07F11310	07F11310	\$2,063.02	3/10/2008		
				CDA A	\$20.63
				DA OFFICE	\$206.30
				GENERAL FUND	\$495.12
				NEWPORT BEACH PD	\$1,340.97
07F11316	07F11316	\$767.32	9/11/2008		
				CDA A	\$7.67
				DA OFFICE	\$76.73
				GENERAL FUND	\$184.16
				IRVINE PD	\$498.76
07F11391	07F11391	\$834.10	3/10/2008		
				CDA A	\$8.34
				DA OFFICE	\$83.41
				GENERAL FUND	\$200.18
				NEWPORT BEACH PD	\$542.17
07F11419	07F11419	\$522.40	7/10/2008		
				CDA A	\$5.22
				DA OFFICE	\$52.24
				GENERAL FUND	\$125.38
				ORANGE CO SO	\$339.56
07F11513	07F11513	\$2,164.80	7/10/2008		
				CDA A	\$21.65
				DA OFFICE	\$216.48
				GENERAL FUND	\$519.55
				ORANGE CO SO	\$1,407.12
07F11629	07F11629	\$6,024.00	4/4/2008		
				CDA A	\$60.24
				DA OFFICE	\$602.40
				GENERAL FUND	\$1,445.76
				PLACENTIA PD	\$3,915.60
07F11661	07F11661	\$823.26	4/4/2008		
				CDA A	\$8.23
				DA OFFICE	\$82.33
				GARDEN GROVE PD	\$535.12



State of California  
**ASSET FORFEITURE REPORT - 2008**

*Table 3*

Admin Number	Docket Number	Amount Forfeited	Date Disbursed	Recipient	Amount Disbursed
07F11679	07F11679	\$2,166.49	4/4/2008	GENERAL FUND	\$197.58
				CDA A	\$21.66
				DA OFFICE	\$216.65
				GARDEN GROVE PD	\$1,408.22
				GENERAL FUND	\$519.96
07F11699	07F11699	\$1,797.89	4/4/2008		
				CDA A	\$17.98
				DA OFFICE	\$179.79
				GENERAL FUND	\$431.49
				HUNTINGTON BEACH PD	\$1,168.63
07F11709	07F11709	\$10,895.50	4/4/2008		
				CDA A	\$108.96
				DA OFFICE	\$1,089.55
				GARDEN GROVE PD	\$7,082.07
				GENERAL FUND	\$2,614.92
07F11735	07F11735	\$2,765.46	4/4/2008		
				CDA A	\$27.65
				DA OFFICE	\$276.55
				GARDEN GROVE PD	\$1,797.55
				GENERAL FUND	\$663.71
07F11797	07F11797	\$1,523.08	4/4/2008		
				CDA A	\$15.23
				DA OFFICE	\$152.31
				GARDEN GROVE PD	\$990.00
				GENERAL FUND	\$365.54
07F11803	07F11803	\$4,252.08	9/11/2008		
				CDA A	\$42.52
				DA OFFICE	\$425.21
				GENERAL FUND	\$1,020.50
				SANTA ANA PD	\$2,763.85
07F11814	07F11814	\$2,115.00	7/11/2008		
				CDA A	\$21.15
				DA OFFICE	\$211.50
				GENERAL FUND	\$507.60
				TUSTIN PD	\$1,374.75
07F12053A	07F12053A	\$2,912.77	11/4/2008		
				CDA A	\$29.13
				DA OFFICE	\$291.28
				GENERAL FUND	\$699.06
				ORANGE CO SO	\$1,893.30
07F12114	07F12114	\$1,315.17	9/11/2008		
				BUENA PARK PD	\$854.86
				CDA A	\$13.15
				DA OFFICE	\$131.52
				GENERAL FUND	\$315.64



State of California  
**ASSET FORFEITURE REPORT - 2008**

*Table 3*

Admin Number	Docket Number	Amount Forfeited	Date Disbursed	Recipient	Amount Disbursed
07F12118	07F12118	\$450.11	9/11/2008	BUENA PARK PD	\$292.57
				CDA A	\$4.50
				DA OFFICE	\$45.01
				GENERAL FUND	\$108.03
07F12353	07F12353	\$1,460.28	7/11/2008	CDA A	\$14.60
				CYPRESS PD	\$949.18
				DA OFFICE	\$146.03
				GENERAL FUND	\$350.47
07F12391	07F12391	\$2,216.03	4/4/2008	CDA A	\$22.16
				DA OFFICE	\$221.60
				GARDEN GROVE PD	\$1,440.42
				GENERAL FUND	\$531.85
07F12417	07F12417	\$11,932.67	4/4/2008	CDA A	\$119.33
				DA OFFICE	\$1,193.27
				GARDEN GROVE PD	\$7,756.23
				GENERAL FUND	\$2,863.84
07F12431	07F12431	\$5,252.38	7/10/2008	CDA A	\$52.52
				DA OFFICE	\$525.24
				GENERAL FUND	\$1,260.57
				ORANGE CO SO	\$3,414.05
07F12470	07F12470	\$692.81	7/10/2008	CDA A	\$6.93
				DA OFFICE	\$69.28
				GENERAL FUND	\$166.27
				ORANGE CO SO	\$450.33
07F12533	07F12533	\$2,163.84	7/11/2008	CDA A	\$21.64
				DA OFFICE	\$216.38
				GENERAL FUND	\$519.32
				SANTA ANA PD	\$1,406.50
07F12882	07F12882	\$1,713.93	3/10/2008	CDA A	\$17.14
				DA OFFICE	\$171.39
				GENERAL FUND	\$411.34
				NEWPORT BEACH PD	\$1,114.06
07F12991	07F12991	\$1,372.30	7/11/2008	CDA A	\$13.72
				DA OFFICE	\$137.23
				GENERAL FUND	\$329.35
				IRVINE PD	\$892.00
07F13270	07F13270	\$514.42	7/11/2008	CDA A	\$5.14



State of California  
**ASSET FORFEITURE REPORT - 2008**

*Table 3*

Admin Number	Docket Number	Amount Forfeited	Date Disbursed	Recipient	Amount Disbursed
				DA OFFICE	\$51.44
				GENERAL FUND	\$123.46
				SANTA ANA PD	\$334.38
07F13340	07F13340	\$788.42	7/11/2008		
				CDA A	\$7.88
				DA OFFICE	\$78.84
				GENERAL FUND	\$189.22
				SANTA ANA PD	\$512.48
07F13423	07F13423	\$1,003.52	7/11/2008		
				CDA A	\$10.04
				COSTA MESA PD	\$652.29
				DA OFFICE	\$100.35
				GENERAL FUND	\$240.84
07F13431	07F13431	\$1,440.01	7/11/2008		
				CDA A	\$14.40
				DA OFFICE	\$144.00
				GENERAL FUND	\$345.60
				SANTA ANA PD	\$936.01
07F13443	07F13443	\$1,244.36	7/11/2008		
				CDA A	\$12.44
				DA OFFICE	\$124.44
				GENERAL FUND	\$298.65
				SANTA ANA PD	\$808.83
07F13526	07F13526	\$1,408.05	7/10/2008		
				CDA A	\$14.08
				DA OFFICE	\$140.81
				GENERAL FUND	\$337.93
				ORANGE CO SO	\$915.23
07F13605	07F13605	\$5,649.95	11/3/2008		
				CDA A	\$56.50
				DA OFFICE	\$565.00
				GENERAL FUND	\$1,355.99
				ORANGE CO SO	\$3,672.46
07F13774	07F13774	\$1,699.56	4/4/2008		
				ANAHEIM PD	\$1,104.71
				CDA A	\$17.00
				DA OFFICE	\$169.96
				GENERAL FUND	\$407.89
07F13785	07F13785	\$242.93	9/11/2008		
				BUENA PARK PD	\$157.91
				CDA A	\$2.43
				DA OFFICE	\$24.29
				GENERAL FUND	\$58.30
07F13842	07F13842	\$1,387.00	4/4/2008		
				CDA A	\$13.87
				DA OFFICE	\$138.70
				FULLERTON PD	\$901.55



State of California  
**ASSET FORFEITURE REPORT - 2008**

*Table 3*

Admin Number	Docket Number	Amount Forfeited	Date Disbursed	Recipient	Amount Disbursed
07F13998	07F13998	\$2,055.45	4/4/2008	GENERAL FUND	\$332.88
				CDA A	\$20.55
				CYPRESS PD	\$1,336.04
				DA OFFICE	\$205.55
				GENERAL FUND	\$493.31
07F14165	07F14165	\$2,769.76	4/4/2008	CDA A	\$27.70
				DA OFFICE	\$276.98
				GENERAL FUND	\$664.74
				NEWPORT BEACH PD	\$1,800.34
07F14200	07F14200	\$599.44	4/4/2008	CDA A	\$5.99
				DA OFFICE	\$59.94
				GENERAL FUND	\$143.87
				NEWPORT BEACH PD	\$389.64
07F14246	07F14246	\$1,157.78	9/11/2008	CDA A	\$11.58
				DA OFFICE	\$115.78
				GENERAL FUND	\$277.87
				NEWPORT BEACH PD	\$752.55
07F14302	07F14302	\$14,198.73	7/11/2008	CDA A	\$141.99
				DA OFFICE	\$1,419.87
				GENERAL FUND	\$3,407.70
				SANTA ANA PD	\$9,229.17
07F14382	07F14382	\$2,049.56	7/11/2008	CDA A	\$20.50
				DA OFFICE	\$204.96
				GENERAL FUND	\$491.89
				SANTA ANA PD	\$1,332.21
07F14383	07F14383	\$1,380.24	7/11/2008	CDA A	\$13.80
				DA OFFICE	\$138.02
				GENERAL FUND	\$331.26
				SANTA ANA PD	\$897.16
07F14582	07F14582	\$3,168.02	7/10/2008	CDA A	\$31.68
				DA OFFICE	\$316.80
				GENERAL FUND	\$760.32
				ORANGE CO SO	\$2,059.22
07F14626	07F14626	\$968.00	9/11/2008	CDA A	\$9.68
				DA OFFICE	\$96.80
				GENERAL FUND	\$232.32
				PLACENTIA PD	\$629.20





State of California  
**ASSET FORFEITURE REPORT - 2008**

*Table 3*

Admin Number	Docket Number	Amount Forfeited	Date Disbursed	Recipient	Amount Disbursed
07F14786	07F14786	\$601.81	12/4/2008	CDA	\$6.02
				DA OFFICE	\$60.18
				GENERAL FUND	\$144.43
				SANTA ANA PD	\$391.18
07F14797	07F14797	\$824.24	7/11/2008	CDA	\$8.24
				DA OFFICE	\$82.42
				GENERAL FUND	\$197.82
				SANTA ANA PD	\$535.76
07F14837	07F14837	\$2,152.77	7/10/2008	CDA	\$21.53
				DA OFFICE	\$215.28
				GENERAL FUND	\$516.66
				ORANGE CO SO	\$1,399.30
07F14854	07F14854	\$19,382.50	7/11/2008	CDA	\$193.83
				DA OFFICE	\$1,938.25
				GENERAL FUND	\$4,651.80
				SANTA ANA PD	\$12,598.62
07F14889	07F14889	\$1,565.00	7/11/2008	CDA	\$15.65
				DA OFFICE	\$156.50
				GENERAL FUND	\$375.60
				TUSTIN PD	\$1,017.25
07F14916	07F14916	\$1,316.01	9/11/2008	CDA	\$13.16
				DA OFFICE	\$131.60
				GENERAL FUND	\$315.84
				SANTA ANA PD	\$855.41
07F14962	07F14962	\$2,854.76	7/11/2008	CDA	\$28.55
				DA OFFICE	\$285.48
				GENERAL FUND	\$685.14
				SANTA ANA PD	\$1,855.59
07F15173	07F15173	\$591.61	7/11/2008	CDA	\$5.92
				DA OFFICE	\$59.16
				GARDEN GROVE PD	\$384.54
				GENERAL FUND	\$141.99
07F15248	07F15248	\$759.01	9/11/2008	BUENA PARK PD	\$493.36
				CDA	\$7.59
				DA OFFICE	\$75.90
				GENERAL FUND	\$182.16
07F15273A	07F15273A	\$1,113.42	9/11/2008	CDA	\$11.13



State of California  
**ASSET FORFEITURE REPORT - 2008**

*Table 3*

Admin Number	Docket Number	Amount Forfeited	Date Disbursed	Recipient	Amount Disbursed
				COSTA MESA PD	\$723.73
				DA OFFICE	\$111.34
				GENERAL FUND	\$267.22
07F15286	07F15286	\$11,203.79	9/11/2008		
				CDA A	\$112.04
				DA OFFICE	\$1,120.38
				GENERAL FUND	\$2,688.91
				NEWPORT BEACH PD	\$7,282.46
07F15327	07F15327	\$3,268.26	9/11/2008		
				CDA A	\$32.68
				COSTA MESA PD	\$2,124.37
				DA OFFICE	\$326.83
				GENERAL FUND	\$784.38
07F15504	07F15504	\$1,752.68	7/11/2008		
				ANAHEIM PD	\$1,139.24
				CDA A	\$17.53
				DA OFFICE	\$175.27
				GENERAL FUND	\$420.64
07F16281	07F16281	\$1,104.42	9/11/2008		
				ANAHEIM PD	\$717.88
				CDA A	\$11.04
				DA OFFICE	\$110.44
				GENERAL FUND	\$265.06
07F16354	07F16354	\$908.25	9/11/2008		
				ANAHEIM PD	\$590.34
				CDA A	\$9.08
				DA OFFICE	\$90.83
				GENERAL FUND	\$218.00
07F16761	07F16761	\$894.02	9/11/2008		
				BUENA PARK PD	\$581.12
				CDA A	\$8.94
				DA OFFICE	\$89.40
				GENERAL FUND	\$214.56
07F16771	07F16771	\$1,318.56	7/11/2008		
				ANAHEIM PD	\$857.06
				CDA A	\$13.19
				DA OFFICE	\$131.86
				GENERAL FUND	\$316.45
07F16827	07F16827	\$488.00	9/11/2008		
				CDA A	\$4.88
				DA OFFICE	\$48.80
				FULLERTON PD	\$317.20
				GENERAL FUND	\$117.12
07F16881	07F16881	\$3,277.69	11/4/2008		
				CDA A	\$32.78
				DA OFFICE	\$327.77
				GENERAL FUND	\$786.65



State of California  
**ASSET FORFEITURE REPORT - 2008**

*Table 3*

Admin Number	Docket Number	Amount Forfeited	Date Disbursed	Recipient	Amount Disbursed
07F16905A	07F16905A	\$2,835.05	9/11/2008	ORANGE CO SO	\$2,130.49
				BUENA PARK PD	\$1,842.78
				CDAA	\$28.35
				DA OFFICE	\$283.51
				GENERAL FUND	\$680.41
07F16977	07F16977	\$2,470.55	9/11/2008	ANAHEIM PD	\$1,605.85
				CDAA	\$24.71
				DA OFFICE	\$247.06
				GENERAL FUND	\$592.93
07F18770	07F18770	\$628.06	11/3/2008	CDAA	\$6.28
				COSTA MESA PD	\$408.24
				DA OFFICE	\$62.81
				GENERAL FUND	\$150.73
07F18787	07F18787	\$1,445.30	9/11/2008	CDAA	\$14.45
				DA OFFICE	\$144.53
				GENERAL FUND	\$346.87
				IRVINE PD	\$939.45
07J26959A	07J26959A	\$447.96	3/10/2008	CDAA	\$4.48
				DA OFFICE	\$44.80
				GENERAL FUND	\$107.51
				SANTA ANA PD	\$291.17
08-011936	08-011936	\$1,591.74	11/4/2008	CDAA	\$15.92
				DA OFFICE	\$159.17
				GENERAL FUND	\$382.02
				ORANGE CO SO	\$1,034.63
08-49986	08-49986	\$610.02	12/4/2008	CDAA	\$6.10
				DA OFFICE	\$61.00
				FULLERTON PD	\$396.52
				GENERAL FUND	\$146.40
08C70372X	08C70372X	\$12,223.92	11/4/2008	CDAA	\$122.24
				DA OFFICE	\$1,222.39
				GENERAL FUND	\$2,933.74
				SANTA ANA PD	\$7,945.55
08F00010	08F00010	\$706.09	9/11/2008	CDAA	\$7.06
				DA OFFICE	\$70.61
				GENERAL FUND	\$169.46
				SANTA ANA PD	\$458.96



State of California  
**ASSET FORFEITURE REPORT - 2008**

*Table 3*

Admin Number	Docket Number	Amount Forfeited	Date Disbursed	Recipient	Amount Disbursed
08F00151	08F00151	\$607.71	11/5/2008	CDA COSTA MESA PD DA OFFICE GENERAL FUND	\$6.08 \$395.01 \$60.77 \$145.85
08F00322	08F00322	\$634.48	11/4/2008	CDA DA OFFICE GENERAL FUND ORANGE CO SO	\$6.34 \$63.45 \$152.28 \$412.41
08F00423	08F00423	\$3,354.05	11/4/2008	CDA DA OFFICE GENERAL FUND ORANGE CO SO	\$33.54 \$335.41 \$804.97 \$2,180.13
08F00560	08F00560	\$875.12	11/5/2008	CDA DA OFFICE GENERAL FUND ORANGE CO SO	\$8.75 \$87.51 \$210.03 \$568.83
08F00593	08F00593	\$4,475.97	11/5/2008	CDA DA OFFICE GENERAL FUND ORANGE CO SO	\$44.76 \$447.60 \$1,074.23 \$2,909.38
08F00825	08F00825	\$927.68	9/11/2008	BUENA PARK PD CDA DA OFFICE GENERAL FUND	\$602.99 \$9.28 \$92.77 \$222.64
08F00985	08F00985	\$5,378.75	7/11/2008	CDA DA OFFICE GENERAL FUND SEAL BEACH PD	\$53.79 \$537.88 \$1,290.90 \$3,496.18
08F00990	08F00990	\$487.44	11/4/2008	CDA DA OFFICE GENERAL FUND ORANGE CO SO	\$4.87 \$48.74 \$116.99 \$316.84
08F01052	08F01052	\$1,000.67	11/4/2008	CDA DA OFFICE GENERAL FUND ORANGE CO SO	\$10.01 \$100.07 \$240.16 \$650.43
08F01081	08F01081	\$1,073.97	11/4/2008	CDA	\$10.74



State of California  
**ASSET FORFEITURE REPORT - 2008**

*Table 3*

Admin Number	Docket Number	Amount Forfeited	Date Disbursed	Recipient	Amount Disbursed
				DA OFFICE	\$107.40
				GENERAL FUND	\$257.75
				ORANGE CO SO	\$698.08
08F01231	08F01231	\$3,713.72	9/11/2008		
				CDA A	\$37.14
				DA OFFICE	\$371.37
				GENERAL FUND	\$891.29
				IRVINE PD	\$2,413.92
08F01254	08F01254	\$880.52	11/5/2008		
				CDA A	\$8.81
				COSTA MESA PD	\$572.34
				DA OFFICE	\$88.05
				GENERAL FUND	\$211.32
08F01410	08F01410	\$2,760.15	9/11/2008		
				CDA A	\$27.60
				DA OFFICE	\$276.02
				GENERAL FUND	\$662.44
				SANTA ANA PD	\$1,794.09
08F01678	08F01678	\$7,337.10	11/4/2008		
				CDA A	\$73.37
				COSTA MESA PD	\$4,769.12
				DA OFFICE	\$733.71
				GENERAL FUND	\$1,760.90
08F01705	08F01705	\$576.04	11/4/2008		
				CDA A	\$5.76
				DA OFFICE	\$57.60
				GENERAL FUND	\$138.25
				SANTA ANA PD	\$374.43
08F02028	08F02028	\$8,126.40	11/5/2008		
				CDA A	\$81.26
				DA OFFICE	\$812.64
				GENERAL FUND	\$1,950.34
				ORANGE CO SO	\$5,282.16
08F02042	08F02042	\$687.96	11/5/2008		
				CDA A	\$6.88
				DA OFFICE	\$68.80
				GENERAL FUND	\$165.11
				SANTA ANA PD	\$447.17
08F02057	08F02057	\$1,994.69	9/11/2008		
				CDA A	\$19.95
				DA OFFICE	\$199.47
				GENERAL FUND	\$478.73
				SANTA ANA PD	\$1,296.54
08F02110	08F02110	\$3,810.93	9/11/2008		
				CDA A	\$38.11
				DA OFFICE	\$381.09
				GENERAL FUND	\$914.62



State of California  
**ASSET FORFEITURE REPORT - 2008**

*Table 3*

Admin Number	Docket Number	Amount Forfeited	Date Disbursed	Recipient	Amount Disbursed
08F02141	08F02141	\$1,402.02	12/5/2008	SANTA ANA PD	\$2,477.11
				CDA A	\$14.02
				DA OFFICE	\$140.20
				GENERAL FUND	\$336.48
				SANTA ANA PD	\$911.32
08F02171	08F02171	\$1,490.47	9/11/2008		
				CDA A	\$14.90
				DA OFFICE	\$149.05
				GENERAL FUND	\$357.71
				SANTA ANA PD	\$968.81
08F02582	08F02582	\$1,640.00	9/11/2008		
				CDA A	\$16.40
				DA OFFICE	\$164.00
				FULLERTON PD	\$1,066.00
				GENERAL FUND	\$393.60
08F02791	08F02791	\$864.10	11/5/2008		
				CDA A	\$8.64
				DA OFFICE	\$86.41
				GENERAL FUND	\$207.38
				HUNTINGTON BEACH PD	\$561.67
08F02839	08F02839	\$843.23	11/5/2008		
				CDA A	\$8.43
				DA OFFICE	\$84.32
				GENERAL FUND	\$202.38
				ORANGE CO SO	\$548.10
08F02847	08F02847	\$6,222.45	9/11/2008		
				CDA A	\$62.22
				DA OFFICE	\$622.25
				FOUNTAIN VALLEY PD	\$4,044.59
				GENERAL FUND	\$1,493.39
08F03010	08F03010	\$1,730.36	9/11/2008		
				CDA A	\$17.30
				DA OFFICE	\$173.04
				GENERAL FUND	\$415.29
				IRVINE PD	\$1,124.73
08F03089	08F03089	\$775.15	9/11/2008		
				CDA A	\$7.75
				DA OFFICE	\$77.52
				GENERAL FUND	\$186.04
				IRVINE PD	\$503.84
08F03111	08F03111	\$5,145.46	11/4/2008		
				CDA A	\$51.45
				COSTA MESA PD	\$3,344.55
				DA OFFICE	\$514.55
				GENERAL FUND	\$1,234.91



State of California  
**ASSET FORFEITURE REPORT - 2008**

*Table 3*

Admin Number	Docket Number	Amount Forfeited	Date Disbursed	Recipient	Amount Disbursed
08F03316	08F03316	\$1,010.24	9/11/2008	BUENA PARK PD	\$656.66
				CDA A	\$10.10
				DA OFFICE	\$101.02
				GENERAL FUND	\$242.46
08F03379	08F03379	\$1,618.03	11/3/2008	ANAHEIM PD	\$1,051.72
				CDA A	\$16.18
				DA OFFICE	\$161.80
				GENERAL FUND	\$388.33
08F03423	08F03423	\$7,011.46	12/4/2008	CDA A	\$70.12
				DA OFFICE	\$701.15
				GENERAL FUND	\$1,682.75
				LA PALMA PD	\$4,557.44
08F03483	08F03483	\$1,180.00	9/11/2008	CDA A	\$11.80
				DA OFFICE	\$118.00
				FULLERTON PD	\$767.00
				GENERAL FUND	\$283.20
08F03587	08F03587	\$2,619.03	11/5/2008	CDA A	\$26.19
				COSTA MESA PD	\$1,702.37
				DA OFFICE	\$261.90
				GENERAL FUND	\$628.57
08F03595	08F03595	\$613.22	11/4/2008	CDA A	\$6.13
				DA OFFICE	\$61.32
				GENERAL FUND	\$147.17
				SANTA ANA PD	\$398.60
08F03617	08F03617	\$2,268.25	11/4/2008	CDA A	\$22.68
				DA OFFICE	\$226.83
				GENERAL FUND	\$544.38
				SANTA ANA PD	\$1,474.36
08F03683	08F03683	\$726.77	11/3/2008	CDA A	\$7.27
				DA OFFICE	\$72.68
				GENERAL FUND	\$174.42
				SANTA ANA PD	\$472.40
08F03773	08F03773	\$679.29	12/4/2008	CDA A	\$6.79
				DA OFFICE	\$67.93
				FOUNTAIN VALLEY PD	\$441.54
				GENERAL FUND	\$163.03
08F03883	08F03883	\$595.58	11/4/2008	CDA A	\$5.96



State of California  
**ASSET FORFEITURE REPORT - 2008**

*Table 3*

Admin Number	Docket Number	Amount Forfeited	Date Disbursed	Recipient	Amount Disbursed
				CYPRESS PD	\$387.12
				DA OFFICE	\$59.56
				GENERAL FUND	\$142.94
08F04265	08F04265	\$1,266.39	11/5/2008		
				CDA A	\$12.66
				DA OFFICE	\$126.64
				GENERAL FUND	\$303.93
				SANTA ANA PD	\$823.16
08F04267	08F04267	\$1,031.12	12/4/2008		
				CDA A	\$10.31
				DA OFFICE	\$103.11
				GENERAL FUND	\$247.47
				SANTA ANA PD	\$670.23
08F04283	08F04283	\$24,985.83	12/4/2008		
				CDA A	\$249.86
				DA OFFICE	\$2,498.58
				GENERAL FUND	\$5,996.60
				SANTA ANA PD	\$16,240.79
08F04341	08F04341	\$749.59	11/5/2008		
				CDA A	\$7.50
				DA OFFICE	\$74.96
				GENERAL FUND	\$179.90
				SANTA ANA PD	\$487.23
08F04467	08F04467	\$2,686.00	9/11/2008		
				CDA A	\$26.86
				DA OFFICE	\$268.60
				GENERAL FUND	\$644.64
				TUSTIN PD	\$1,745.90
08F04486	08F04486	\$3,389.44	12/4/2008		
				CDA A	\$33.89
				DA OFFICE	\$338.94
				GENERAL FUND	\$813.47
				SANTA ANA PD	\$2,203.14
08F04562	08F04562	\$1,519.10	11/3/2008		
				CDA A	\$15.19
				DA OFFICE	\$151.91
				GENERAL FUND	\$364.58
				ORANGE CO SO	\$987.42
08F04603	08F04603	\$1,062.51	9/11/2008		
				CDA A	\$10.63
				DA OFFICE	\$106.25
				GENERAL FUND	\$255.00
				NEWPORT BEACH PD	\$690.63
08F04765	08F04765	\$1,318.00	9/11/2008		
				CDA A	\$13.18
				DA OFFICE	\$131.80
				GENERAL FUND	\$316.32





State of California  
**ASSET FORFEITURE REPORT - 2008**

*Table 3*

Admin Number	Docket Number	Amount Forfeited	Date Disbursed	Recipient	Amount Disbursed
08F04910	08F04910	\$726.31	11/3/2008	PLACENTIA PD	\$856.70
				ANAHEIM PD	\$472.11
				CDAA	\$7.26
				DA OFFICE	\$72.63
				GENERAL FUND	\$174.31
08F04959	08F04959	\$10,170.14	11/3/2008	ANAHEIM PD	\$6,610.60
				CDAA	\$101.70
				DA OFFICE	\$1,017.01
				GENERAL FUND	\$2,440.83
08F04973	08F04973	\$833.04	11/3/2008	BUENA PARK PD	\$541.48
				CDAA	\$8.33
				DA OFFICE	\$83.30
				GENERAL FUND	\$199.93
08F04976	08F04976	\$1,807.44	11/3/2008	BUENA PARK PD	\$1,174.84
				CDAA	\$18.07
				DA OFFICE	\$180.74
				GENERAL FUND	\$433.79
08F05073	08F05073	\$596.98	9/11/2008	ANAHEIM PD	\$388.03
				CDAA	\$5.97
				DA OFFICE	\$202.98
08F05087	08F05087	\$909.17	11/4/2008	ANAHEIM PD	\$590.96
				CDAA	\$9.09
				DA OFFICE	\$90.92
				GENERAL FUND	\$218.20
08F05177	08F05177	\$2,597.00	11/4/2008	ANAHEIM PD	\$1,688.05
				CDAA	\$25.97
				DA OFFICE	\$259.70
				GENERAL FUND	\$623.28
08F05198	08F05198	\$3,553.98	11/3/2008	BUENA PARK PD	\$2,310.08
				CDAA	\$35.54
				DA OFFICE	\$355.40
				GENERAL FUND	\$852.96
08F05358	08F05358	\$1,387.64	12/4/2008	BUENA PARK PD	\$901.97
				CDAA	\$13.88
				DA OFFICE	\$138.76
				GENERAL FUND	\$333.03
08F05385	08F05385	\$765.87	11/3/2008	CDAA	\$7.66



State of California  
**ASSET FORFEITURE REPORT - 2008**

*Table 3*

Admin Number	Docket Number	Amount Forfeited	Date Disbursed	Recipient	Amount Disbursed
				CYPRESS PD	\$497.81
				DA OFFICE	\$76.59
				GENERAL FUND	\$183.81
08F05391	08F05391	\$2,367.32	12/4/2008		
				CDA A	\$23.67
				DA OFFICE	\$236.73
				GENERAL FUND	\$568.16
				HUNTINGTON BEACH PD	\$1,538.76
08F05799	08F05799	\$2,903.94	11/3/2008		
				BUENA PARK PD	\$1,887.56
				CDA A	\$29.04
				DA OFFICE	\$290.39
				GENERAL FUND	\$696.95
08F05984	08F05984	\$3,734.69	12/5/2008		
				CDA A	\$37.35
				DA OFFICE	\$373.47
				GENERAL FUND	\$896.33
				IRVINE PD	\$2,427.54
08F06009	08F06009	\$1,126.88	11/5/2008		
				ANAHEIM PD	\$732.47
				CDA A	\$11.27
				DA OFFICE	\$112.69
				GENERAL FUND	\$270.45
08F06044	08F06044	\$10,405.15	11/3/2008		
				BUENA PARK PD	\$6,763.34
				CDA A	\$104.05
				DA OFFICE	\$1,040.52
				GENERAL FUND	\$2,497.24
08F06064	08F06064	\$462.00	11/5/2008		
				CDA A	\$4.62
				DA OFFICE	\$46.20
				FULLERTON PD	\$300.30
				GENERAL FUND	\$110.88
08F06524	08F06524	\$542.88	12/4/2008		
				CDA A	\$5.43
				DA OFFICE	\$54.29
				GENERAL FUND	\$130.29
				SANTA ANA PD	\$352.87
08F06623	08F06623	\$1,363.88	12/4/2008		
				CDA A	\$13.64
				DA OFFICE	\$136.39
				GENERAL FUND	\$327.33
				SANTA ANA PD	\$886.52
08F06713	08F06713	\$420.82	12/4/2008		
				CDA A	\$4.21
				DA OFFICE	\$42.08
				GENERAL FUND	\$101.00



State of California  
ASSET FORFEITURE REPORT - 2008

Table 3

Admin Number	Docket Number	Amount Forfeited	Date Disbursed	Recipient	Amount Disbursed
08F07058	08F07058	\$1,016.00	12/4/2008	SANTA ANA PD	\$273.53
				CDA	\$10.16
				DA OFFICE	\$101.60
				FULLERTON PD	\$660.40
				GENERAL FUND	\$243.84
08F07086	08F07086	\$1,155.12	12/5/2008	CDA	\$11.55
				DA OFFICE	\$115.51
				GENERAL FUND	\$277.23
				HUNTINGTON BEACH PD	\$750.83
08F07093	08F07093	\$7,432.38	12/4/2008	BUENA PARK PD	\$4,831.05
				CDA	\$74.32
				DA OFFICE	\$743.24
				GENERAL FUND	\$1,783.77
08F07140	08F07140	\$802.39	11/3/2008	BUENA PARK PD	\$521.56
				CDA	\$8.02
				DA OFFICE	\$80.24
				GENERAL FUND	\$192.57
08F07170	08F07170	\$7,069.92	12/5/2008	CDA	\$70.70
				CYPRESS PD	\$4,595.45
				DA OFFICE	\$706.99
				GENERAL FUND	\$1,696.78
08F07210	08F07210	\$990.74	12/4/2008	BUENA PARK PD	\$643.98
				CDA	\$9.91
				DA OFFICE	\$99.07
				GENERAL FUND	\$237.78
08F07245	08F07245	\$1,978.38	12/5/2008	BUENA PARK PD	\$1,285.95
				CDA	\$19.78
				DA OFFICE	\$197.84
				GENERAL FUND	\$474.81
08F07322	08F07322	\$1,847.20	12/4/2008	CDA	\$18.47
				DA OFFICE	\$184.72
				GENERAL FUND	\$443.33
				SANTA ANA PD	\$1,200.68
08F08429	08F08429	\$537.25	12/5/2008	CDA	\$5.37
				DA OFFICE	\$53.73
				GENERAL FUND	\$128.94
				NEWPORT BEACH PD	\$349.21



State of California

ASSET FORFEITURE REPORT - 2008

Table 3

Admin Number	Docket Number	Amount Forfeited	Date Disbursed	Recipient	Amount Disbursed
<b>ORANGE</b>					<b>\$1,317,132.82</b>



State of California  
**ASSET FORFEITURE REPORT - 2008**

*Table 3*

Admin Number	Docket Number	Amount Forfeited	Date Disbursed	Recipient	Amount Disbursed
<b>PLACER</b>					
FO-05-700		\$3,696.68	2/27/2008	15% - 11489	\$360.43
				CDAA	\$36.97
				GENERAL FUND	\$887.20
				PLACER CO DA	\$369.66
				ROSEVILLE PD	\$2,042.42
FO-07-746		\$778.59	7/15/2008	15% - 11489	\$75.91
				CDAA	\$7.79
				GENERAL FUND	\$186.86
				PLACER CO DA	\$77.86
				ROSEVILLE PD	\$430.17
FO-07-747		\$3,084.91	7/15/2008	15% - 11489	\$300.78
				CDAA	\$30.85
				GENERAL FUND	\$740.38
				PLACER CO DA	\$308.49
				ROSEVILLE PD	\$1,704.41
FO-07-757		\$3,231.85	9/10/2008	15% - 11489	\$315.11
				CDAA	\$32.32
				GENERAL FUND	\$775.64
				PLACER CO DA	\$323.18
				ROSEVILLE PD	\$1,785.60
FO-07-760		\$4,408.17	2/14/2008	15% - 11489	\$429.80
				CDAA	\$44.08
				GENERAL FUND	\$1,057.96
				PLACER CO DA	\$440.82
				PLACER CO SIU	\$2,435.51
FO-07-765		\$581.92	2/14/2008	15% - 11489	\$56.74
				CDAA	\$5.82
				GENERAL FUND	\$139.66
				PLACER CO DA	\$58.19
				ROSEVILLE PD	\$321.51
FO-07-766		\$669.07	2/14/2008	15% - 11489	\$65.23
				CDAA	\$6.69
				GENERAL FUND	\$160.58
				PLACER CO DA	\$66.91
				ROSEVILLE PD	\$369.66
FO-07-768		\$539.87	2/14/2008	15% - 11489	\$52.64
				CDAA	\$5.40
				GENERAL FUND	\$129.57



State of California  
**ASSET FORFEITURE REPORT - 2008**

*Table 3*

Admin Number	Docket Number	Amount Forfeited	Date Disbursed	Recipient	Amount Disbursed
				PLACER CO DA	\$53.98
				ROSEVILLE PD	\$298.28
FO-07-769		\$449.72	2/14/2008	15% - 11489	\$43.85
				CDA A	\$4.50
				GENERAL FUND	\$107.93
				PLACER CO DA	\$44.97
				ROSEVILLE PD	\$248.47
FO-07-770		\$1,860.97	2/14/2008	15% - 11489	\$181.44
				CDA A	\$18.61
				GENERAL FUND	\$446.63
				PLACER CO DA	\$186.10
				PLACER CO SIU	\$1,028.19
FO-07-771		\$710.32	2/14/2008	15% - 11489	\$69.26
				CDA A	\$7.10
				GENERAL FUND	\$170.48
				PLACER CO DA	\$71.03
				ROSEVILLE PD	\$392.45
FO-07-772		\$2,368.07	2/14/2008	15% - 11489	\$230.89
				CDA A	\$23.68
				GENERAL FUND	\$568.34
				PLACER CO DA	\$236.80
				ROSEVILLE PD	\$1,308.36
FO-07-774		\$1,323.62	2/14/2008	15% - 11489	\$129.05
				CDA A	\$13.24
				GENERAL FUND	\$317.67
				PLACER CO DA	\$132.36
				ROSEVILLE PD	\$731.30
FO-07-775		\$634.97	2/14/2008	15% - 11489	\$61.91
				CDA A	\$6.35
				GENERAL FUND	\$152.39
				PLACER CO DA	\$63.50
				ROSEVILLE PD	\$350.82
FO-07-776		\$613.82	2/27/2008	15% - 11489	\$59.84
				CDA A	\$6.14
				GENERAL FUND	\$147.32
				PLACER CO DA	\$61.38
				PLACER CO SIU	\$339.14
FO-07-777		\$3,822.17	2/27/2008	15% - 11489	\$372.66
				CDA A	\$38.22



State of California  
**ASSET FORFEITURE REPORT - 2008**

*Table 3*

Admin Number	Docket Number	Amount Forfeited	Date Disbursed	Recipient	Amount Disbursed
				GENERAL FUND	\$917.32
				PLACER CO DA	\$382.22
				PLACER CO SIU	\$2,111.75
FO-07-778		\$152.87	2/27/2008	15% - 11489	\$14.90
				CDA A	\$1.53
				GENERAL FUND	\$36.69
				PLACER CO DA	\$15.29
				PLACER CO SO	\$84.46
FO-07-780		\$2,024.82	2/27/2008	15% - 11489	\$197.42
				CDA A	\$20.25
				GENERAL FUND	\$485.96
				PLACER CO DA	\$202.48
				ROSEVILLE PD	\$1,118.71
FO-07-781		\$1,090.77	2/27/2008	15% - 11489	\$106.35
				CDA A	\$10.91
				GENERAL FUND	\$261.78
				PLACER CO DA	\$109.08
				ROSEVILLE PD	\$602.65
FO-07-782		\$1,164.67	2/27/2008	15% - 11489	\$113.55
				CDA A	\$11.66
				GENERAL FUND	\$279.52
				PLACER CO DA	\$116.46
				ROSEVILLE PD	\$643.48
FO-07-783		\$1,684.62	2/27/2008	15% - 11489	\$164.25
				CDA A	\$16.85
				GENERAL FUND	\$404.31
				PLACER CO DA	\$168.46
				PLACER CO SO	\$930.75
FO-07-784		\$533.32	2/27/2008	15% - 11489	\$52.00
				CDA A	\$5.33
				GENERAL FUND	\$128.00
				PLACER CO DA	\$53.33
				ROSEVILLE PD	\$294.66
FO-07-785		\$595.67	2/27/2008	15% - 11489	\$58.07
				CDA A	\$5.96
				GENERAL FUND	\$142.96
				LINCOLN PD	\$329.11
				PLACER CO DA	\$59.57
FO-07-786		\$3,142.24	6/27/2008	15% - 11489	\$306.37



State of California  
**ASSET FORFEITURE REPORT - 2008**

*Table 3*

Admin Number	Docket Number	Amount Forfeited	Date Disbursed	Recipient	Amount Disbursed
				CDAA	\$31.42
				GENERAL FUND	\$754.14
				PLACER CO DA	\$314.22
				PLACER CO SIU	\$1,736.09
FO-07-789		\$4,334.75	6/27/2009		
				15% - 11489	\$422.64
				CDAA	\$43.35
				GENERAL FUND	\$1,040.34
				PLACER CO DA	\$433.47
				ROSEVILLE PD	\$2,394.95
FO-07-790		\$658.76	6/10/2008		
				15% - 11489	\$64.23
				CDAA	\$6.59
				GENERAL FUND	\$158.10
				LINCOLN PD	\$363.96
				PLACER CO DA	\$65.88
FO-07-791		\$1,775.55	6/10/2008		
				15% - 11489	\$173.12
				CDAA	\$17.76
				GENERAL FUND	\$426.13
				PLACER CO DA	\$177.55
				ROSEVILLE PD	\$980.99
FO-07-792		\$1,794.06	6/10/2008		
				15% - 11489	\$174.92
				CDAA	\$17.94
				GENERAL FUND	\$430.57
				PLACER CO DA	\$179.41
				PLACER CO SIU	\$991.22
FO-07-793		\$897.86	6/27/2008		
				15% - 11489	\$87.54
				CDAA	\$8.98
				GENERAL FUND	\$215.49
				PLACER CO DA	\$89.78
				ROSEVILLE PD	\$496.07
FO-07-795		\$1,512.20	6/27/2008		
				15% - 11489	\$147.44
				CDAA	\$15.12
				GENERAL FUND	\$362.93
				PLACER CO DA	\$151.22
				PLACER CO SO	\$835.49
FO-07-796		\$2,829.09	6/10/2008		
				15% - 11489	\$275.84
				CDAA	\$28.29
				GENERAL FUND	\$678.98
				PLACER CO DA	\$282.91
				ROSEVILLE PD	\$1,563.07





State of California  
**ASSET FORFEITURE REPORT - 2008**

*Table 3*

Admin Number	Docket Number	Amount Forfeited	Date Disbursed	Recipient	Amount Disbursed
FO-07-797		\$804.90	6/10/2008	15% - 11489	\$78.48
				CDA A	\$8.05
				GENERAL FUND	\$193.17
				PLACER CO DA	\$80.49
				ROSEVILLE PD	\$444.71
FO-08-799		\$5,743.89	6/10/2008	15% - 11489	\$560.03
				CDA A	\$57.44
				GENERAL FUND	\$1,378.53
				PLACER CO DA	\$574.39
				PLACER CO SIU	\$3,173.50
FO-08-800		\$1,706.92	6/10/2009	15% - 11489	\$166.43
				CDA A	\$17.07
				GENERAL FUND	\$409.66
				PLACER CO DA	\$170.69
				ROSEVILLE PD	\$943.07
FO-08-805		\$555.74	6/10/2008	15% - 11489	\$54.18
				CDA A	\$5.56
				GENERAL FUND	\$133.38
				PLACER CO DA	\$55.57
				PLACER CO SIU	\$307.05
FO-08-806		\$295.60	6/10/2008	15% - 11489	\$28.82
				CDA A	\$2.96
				GENERAL FUND	\$70.94
				PLACER CO DA	\$29.56
				PLACER CO SIU	\$163.32
FO-08-807		\$1,037.55	6/10/2008	15% - 11489	\$101.16
				CDA A	\$10.38
				GENERAL FUND	\$249.01
				PLACER CO DA	\$103.75
				PLACER CO SIU	\$573.25
FO-08-808		\$1,375.26	6/10/2008	15% - 11489	\$134.09
				CDA A	\$13.75
				GENERAL FUND	\$330.06
				PLACER CO DA	\$137.53
				PLACER CO SIU	\$759.83
FO-08-809		\$127.23	8/27/2008	15% - 11489	\$12.40
				CDA A	\$1.27
				GENERAL FUND	\$30.54
				PLACER CO DA	\$12.72



State of California  
**ASSET FORFEITURE REPORT - 2008**

*Table 3*

Admin Number	Docket Number	Amount Forfeited	Date Disbursed	Recipient	Amount Disbursed
FO-08-810		\$608.73	8/27/2008	PLACER CO SIU	\$70.30
				15% - 11489	\$59.35
				CDAA	\$6.09
				GENERAL FUND	\$146.10
				PLACER CO DA	\$60.87
FO-08-812		\$15,194.55	9/10/2008	PLACER CO SIU	\$336.32
				15% - 11489	\$1,481.47
				CDAA	\$151.95
				DOJ BNE SF	\$8,394.99
				GENERAL FUND	\$3,646.69
FO-08-813		\$393.02	8/27/2008	PLACER CO DA	\$1,519.45
				15% - 11489	\$38.32
				CDAA	\$3.93
				GENERAL FUND	\$94.32
				PLACER CO DA	\$39.30
FO-08-814		\$553.30	6/10/2008	ROSEVILLE PD	\$217.15
				15% - 11489	\$53.95
				CDAA	\$5.53
				GENERAL FUND	\$132.79
				PLACER CO DA	\$55.33
FO-08-816		\$897.37	9/10/2008	PLACER CO SIU	\$305.70
				15% - 11489	\$87.49
				CDAA	\$8.97
				GENERAL FUND	\$215.37
				PLACER CO DA	\$89.74
FO-08-817		\$3,507.02	9/10/2008	PLACER CO SIU	\$495.80
				15% - 11489	\$341.93
				CDAA	\$35.07
				GENERAL FUND	\$841.69
				PLACER CO DA	\$350.70
FO-08-819		\$163.02	8/27/2008	PLACER CO SIU	\$1,937.63
				15% - 11489	\$15.89
				CDAA	\$1.63
				GENERAL FUND	\$39.13
				PLACER CO DA	\$16.30
				ROSEVILLE PD	\$90.07

**PLACER**

**\$85,930.07**



State of California  
**ASSET FORFEITURE REPORT - 2008**

*Table 3*

Admin Number	Docket Number	Amount Forfeited	Date Disbursed	Recipient	Amount Disbursed
<b>PLUMAS</b>					
00-3983	00-26457	\$275.00	3/4/2008	CDA GENERAL FUND PLUMAS CO DA PLUMAS CO SO	\$2.75 \$66.00 \$27.50 \$178.75
01-3331	01-27686	\$500.00	3/4/2008	CDA GENERAL FUND PLUMAS CO DA PLUMAS CO SO	\$5.00 \$120.00 \$50.00 \$325.00
02-4814	02-28934	\$469.00	11/18/2008	CDA GENERAL FUND PLUMAS CO DA PLUMAS CO SO	\$4.69 \$112.56 \$46.90 \$304.85
02-4965	02-28942	\$1,000.00	3/4/2008	CDA GENERAL FUND PLUMAS CO DA PLUMAS CO SO	\$10.00 \$240.00 \$100.00 \$650.00
02-6854	02-29161	\$1,727.00	11/18/2008	CDA GENERAL FUND PLUMAS CO DA PLUMAS CO SO	\$17.27 \$414.48 \$172.70 \$1,122.55
03-0982	03-29833	\$1,030.00	4/3/2008	CDA GENERAL FUND PLUMAS CO DA PLUMAS CO SO	\$10.30 \$247.20 \$103.00 \$669.50
03-1004	03-29739	\$792.00	4/7/2008	CDA GENERAL FUND PLUMAS CO DA PLUMAS CO SO	\$7.92 \$190.08 \$79.20 \$514.80
03-10046	03-30671	\$970.00	11/18/2008	CDA GENERAL FUND PLUMAS CO DA PLUMAS CO SO	\$9.70 \$232.80 \$97.00 \$630.50
03-1398	03-29804	\$1,696.57	3/4/2008	CDA GENERAL FUND PLUMAS CO DA PLUMAS CO SO	\$16.97 \$407.18 \$169.65 \$1,102.77



State of California  
**ASSET FORFEITURE REPORT - 2008**

*Table 3*

Admin Number	Docket Number	Amount Forfeited	Date Disbursed	Recipient	Amount Disbursed
03-4944	03-30181	\$734.00	4/7/2008	CDA	\$7.34
				GENERAL FUND	\$176.16
				PLUMAS CO DA	\$73.40
				PLUMAS CO SO	\$477.10
03-4995	03-30179	\$3,517.00	4/7/2008	CDA	\$35.17
				GENERAL FUND	\$844.08
				PLUMAS CO DA	\$351.70
				PLUMAS CO SO	\$2,286.05
03-4996	03-30183	\$441.00	3/4/2008	CDA	\$4.41
				GENERAL FUND	\$105.84
				PLUMAS CO DA	\$44.10
				PLUMAS CO SO	\$286.65
03-5300	03-30211	\$1,818.00	4/7/2008	CDA	\$18.18
				GENERAL FUND	\$436.32
				PLUMAS CO DA	\$181.80
				PLUMAS CO SO	\$1,181.70
03-7114	03-30395	\$6,598.00	4/3/2008	CDA	\$65.98
				GENERAL FUND	\$1,583.52
				PLUMAS CO DA	\$659.80
				PLUMAS CO SO	\$4,288.70
03-7524	03-30425	\$1,180.00	11/18/2008	CDA	\$11.80
				GENERAL FUND	\$283.20
				PLUMAS CO DA	\$118.00
				PLUMAS CO SO	\$767.00
04-0717	04-30979	\$2,329.00	4/7/2008	CDA	\$23.29
				GENERAL FUND	\$558.96
				PLUMAS CO DA	\$232.90
				PLUMAS CO SO	\$1,513.85
04-0998	04-30813	\$725.00	4/7/2008	CDA	\$7.25
				GENERAL FUND	\$174.00
				PLUMAS CO DA	\$72.50
				PLUMAS CO SO	\$471.25
05-1422	05-31993	\$530.00	3/6/2008	CDA	\$5.30
				GENERAL FUND	\$127.20
				PLUMAS CO DA	\$53.00
				PLUMAS CO SO	\$344.50
08-2369	08-35175	\$1,014.24	11/18/2008	CDA	\$10.14



State of California  
**ASSET FORFEITURE REPORT - 2008**

*Table 3*

Admin Number	Docket Number	Amount Forfeited	Date Disbursed	Recipient	Amount Disbursed
				GENERAL FUND	\$243.42
				PLUMAS CO DA	\$101.42
				PLUMAS CO SO	\$659.26
08-2863	08-35218	\$300.00	11/19/2008		
				CDA A	\$3.00
				GENERAL FUND	\$72.00
				PLUMAS CO DA	\$30.00
				PLUMAS CO SO	\$195.00
08-6831	08-35617	\$2,540.00	11/18/2008		
				CDA A	\$25.40
				GENERAL FUND	\$609.60
				PLUMAS CO DA	\$254.00
				PLUMAS CO SO	\$1,651.00
08-7478	08-35697	\$1,500.00	11/18/2008		
				CDA A	\$15.00
				GENERAL FUND	\$360.00
				PLUMAS CO DA	\$150.00
				PLUMAS CO SO	\$975.00
97-5331	97-22945	\$665.00	3/4/2008		
				CDA A	\$6.65
				GENERAL FUND	\$159.60
				PLUMAS CO DA	\$66.50
				PLUMAS CO SO	\$432.25
97-7354	97-23214	\$415.00	3/4/2008		
				CDA A	\$4.15
				GENERAL FUND	\$99.60
				PLUMAS CO DA	\$41.50
				PLUMAS CO SO	\$269.75
<b>PLUMAS</b>					<b>\$32,765.81</b>



State of California  
**ASSET FORFEITURE REPORT - 2008**

*Table 3*

Admin Number	Docket Number	Amount Forfeited	Date Disbursed	Recipient	Amount Disbursed
<b>RIVERSIDE</b>					
04-032J	RIC410712	\$15,288.81	8/21/2008	15% - 11489	\$1,490.66
				ALLIED RIVERSIDE CO NET	\$8,447.07
				CDA	\$152.89
				GENERAL FUND	\$3,669.31
				RIVERSIDE CO DA	\$1,528.88
05-017J	BLC003154	\$1,622.63	4/24/2008	15% - 11489	\$158.21
				BLYTHE PD	\$896.50
				CDA	\$16.23
				GENERAL FUND	\$389.43
				RIVERSIDE CO DA	\$162.26
05-070J	RIC433634	\$10,534.75	1/17/2008	15% - 11489	\$1,027.14
				CDA	\$105.35
				GENERAL FUND	\$2,528.34
				RIVERSIDE CO DA	\$1,053.47
				RIVERSIDE CO SO	\$5,820.45
05-088A		\$891.81	2/21/2008	15% - 11489	\$86.96
				CDA	\$8.92
				GENERAL FUND	\$214.03
				MURRIETA PD	\$492.72
				RIVERSIDE CO DA	\$89.18
05-123J	INC054972	\$26,840.71	10/16/2008	15% - 11489	\$2,616.97
				CDA	\$268.41
				GENERAL FUND	\$6,441.77
				RIVERSIDE CO DA	\$2,684.07
				TF CVNTF	\$14,829.49
05-135J	RIC441871	\$2,194.94	6/6/2008	15% - 11489	\$214.00
				CDA	\$21.95
				GENERAL FUND	\$526.79
				RIVERSIDE CO DA	\$219.49
				RIVERSIDE PD	\$1,212.71
05-137J	INC055799	\$326.63	1/17/2008	15% - 11489	\$31.84
				CDA	\$3.27
				GENERAL FUND	\$78.39
				RIVERSIDE CO DA	\$32.66
				TF CVNTF	\$180.47
06-015A		\$1,505.60	4/24/2008	15% - 11489	\$146.80
				BLYTHE PD	\$831.84
				CDA	\$15.06



State of California  
**ASSET FORFEITURE REPORT - 2008**

*Table 3*

Admin Number	Docket Number	Amount Forfeited	Date Disbursed	Recipient	Amount Disbursed
				GENERAL FUND	\$361.34
				RIVERSIDE CO DA	\$150.56
06-015J	BLC003376	\$4,774.58	4/24/2008	15% - 11489	\$465.52
				BLYTHE PD	\$2,637.95
				CDA A	\$47.75
				GENERAL FUND	\$1,145.90
				RIVERSIDE CO DA	\$477.46
06-021J	BLC003377	\$644.93	4/24/2008	15% - 11489	\$62.88
				BLYTHE PD	\$356.33
				CDA A	\$6.45
				GENERAL FUND	\$154.78
				RIVERSIDE CO DA	\$64.49
06-022J	RIC445510	\$5,072.09	2/21/2008	15% - 11489	\$494.53
				CDA A	\$50.72
				GENERAL FUND	\$1,217.30
				RIVERSIDE CO DA	\$507.21
				RIVERSIDE CO SO	\$2,802.33
06-032J	RIC445164	\$1,895.33	6/6/2008	15% - 11489	\$184.80
				CDA A	\$18.95
				GENERAL FUND	\$454.88
				RIVERSIDE CO DA	\$189.53
				RIVERSIDE PD	\$1,047.17
06-042J	RIC445172	\$1,001.30	1/17/2008	15% - 11489	\$97.63
				CDA A	\$10.01
				GENERAL FUND	\$240.31
				RIVERSIDE CO DA	\$100.13
				RIVERSIDE CO SO	\$553.22
06-048J	RIC445944	\$496.84	7/10/2008	15% - 11489	\$48.44
				CDA A	\$4.97
				GENERAL FUND	\$119.24
				RIVERSIDE CO DA	\$49.68
				RIVERSIDE CO SO	\$274.51
06-060A		\$1,664.99	6/6/2008	15% - 11489	\$162.33
				CDA A	\$16.65
				GENERAL FUND	\$399.60
				RIVERSIDE CO DA	\$166.50
				RIVERSIDE PD	\$919.91
06-064A		\$6,683.39	9/17/2008	15% - 11489	\$651.64
				CDA A	\$66.83



State of California  
**ASSET FORFEITURE REPORT - 2008**

*Table 3*

Admin Number	Docket Number	Amount Forfeited	Date Disbursed	Recipient	Amount Disbursed
				GENERAL FUND	\$1,604.01
				RIVERSIDE CO DA	\$668.34
				TF CVNTF	\$3,692.57
06-070A		\$1,872.15	2/21/2008	15% - 11489	\$182.53
				CDA A	\$18.72
				GENERAL FUND	\$449.32
				RIVERSIDE CO DA	\$187.22
				TF SOUTHWEST CNTF	\$1,034.36
06-083A		\$9,903.06	4/24/2008	15% - 11489	\$965.55
				CDA A	\$99.03
				GENERAL FUND	\$2,376.73
				RIVERSIDE CO DA	\$990.31
				WCNTF	\$5,471.44
06-084A		\$3,185.98	2/21/2008	15% - 11489	\$310.62
				CDA A	\$31.86
				GENERAL FUND	\$764.64
				RIVERSIDE CO DA	\$318.60
				TF SOUTHWEST CNTF	\$1,760.26
06-085A		\$963.70	2/21/2008	15% - 11489	\$93.96
				CDA A	\$9.64
				GENERAL FUND	\$231.29
				RIVERSIDE CO DA	\$96.37
				RIVERSIDE CO SO	\$532.44
06-086A		\$1,568.70	6/6/2008	15% - 11489	\$152.94
				CDA A	\$15.69
				GENERAL FUND	\$376.49
				RIVERSIDE CO DA	\$156.87
				RIVERSIDE PD	\$866.71
06-088A		\$1,272.69	2/21/2008	15% - 11489	\$124.08
				CDA A	\$12.73
				GENERAL FUND	\$305.45
				RIVERSIDE CO DA	\$127.27
				TF CVNTF	\$703.16
06-089A		\$1,228.18	2/21/2008	15% - 11489	\$119.75
				CDA A	\$12.28
				GENERAL FUND	\$294.76
				RIVERSIDE CO DA	\$122.82
				RIVERSIDE CO SO	\$678.57
06-094A		\$2,991.07	6/23/2008	15% - 11489	\$291.63





State of California  
**ASSET FORFEITURE REPORT - 2008**

*Table 3*

Admin Number	Docket Number	Amount Forfeited	Date Disbursed	Recipient	Amount Disbursed
				CDAA	\$29.91
				GENERAL FUND	\$717.86
				ORANGE CO RNSP	\$1,652.56
				RIVERSIDE CO DA	\$299.11
06-095A		\$1,170.53	6/6/2008		
				15% - 11489	\$114.12
				CDAA	\$11.71
				GENERAL FUND	\$280.93
				RIVERSIDE CO DA	\$117.05
				RIVERSIDE PD	\$646.72
06-096A		\$680.52	5/16/2008		
				15% - 11489	\$66.35
				CDAA	\$6.81
				GENERAL FUND	\$163.32
				RIVERSIDE CO DA	\$68.05
				TF SOUTHWEST CNTF	\$375.99
06-098A		\$1,058.97	5/16/2008		
				15% - 11489	\$103.25
				CDAA	\$10.59
				GENERAL FUND	\$254.15
				RIVERSIDE CO DA	\$105.90
				RIVERSIDE CO SO	\$585.08
06-099A		\$736.87	2/21/2008		
				15% - 11489	\$71.84
				CDAA	\$7.37
				CORONA PD	\$407.12
				GENERAL FUND	\$176.85
				RIVERSIDE CO DA	\$73.69
06-100A		\$1,543.82	2/21/2008		
				15% - 11489	\$150.52
				BLYTHE PD	\$852.96
				CDAA	\$15.44
				GENERAL FUND	\$370.52
				RIVERSIDE CO DA	\$154.38
06-102A		\$2,017.14	6/6/2008		
				15% - 11489	\$196.68
				CDAA	\$20.17
				GENERAL FUND	\$484.11
				RIVERSIDE CO DA	\$201.71
				RIVERSIDE PD	\$1,114.47
06-102Aa		\$793.63	6/6/2008		
				15% - 11489	\$77.38
				CDAA	\$7.94
				GENERAL FUND	\$190.47
				RIVERSIDE CO DA	\$79.36
				RIVERSIDE PD	\$438.48



State of California  
**ASSET FORFEITURE REPORT - 2008**

*Table 3*

Admin Number	Docket Number	Amount Forfeited	Date Disbursed	Recipient	Amount Disbursed
06-104A		\$5,467.83	6/23/2008	15% - 11489	\$533.12
				CDA	\$54.68
				GENERAL FUND	\$1,312.28
				RIVERSIDE CO DA	\$546.78
				RIVERSIDE PD	\$3,020.97
06-105A		\$1,192.10	6/6/2008	15% - 11489	\$116.22
				CDA	\$11.92
				GENERAL FUND	\$286.11
				RIVERSIDE CO DA	\$119.21
				RIVERSIDE PD	\$658.64
06-108A		\$294.03	4/24/2008	15% - 11489	\$28.67
				CDA	\$2.94
				CORONA PD	\$162.45
				GENERAL FUND	\$70.57
				RIVERSIDE CO DA	\$29.40
06-108J	RIC452314	\$1,736.59	4/24/2008	15% - 11489	\$169.32
				CDA	\$17.37
				CORONA PD	\$959.46
				GENERAL FUND	\$416.78
				RIVERSIDE CO DA	\$173.66
06-113A		\$1,651.32	2/21/2008	15% - 11489	\$161.01
				CDA	\$16.51
				GENERAL FUND	\$396.32
				HEMET PD	\$912.35
				RIVERSIDE CO DA	\$165.13
06-115A		\$1,187.26	2/21/2008	15% - 11489	\$115.76
				CDA	\$11.87
				GENERAL FUND	\$284.94
				HEMET PD	\$655.96
				RIVERSIDE CO DA	\$118.73
06-116J	RIC451045	\$1,842.36	5/16/2008	15% - 11489	\$179.63
				CDA	\$18.42
				GENERAL FUND	\$442.17
				RIVERSIDE CO DA	\$184.24
				RIVERSIDE CO SO	\$1,017.90
06-117A		\$2,798.29	2/21/2008	15% - 11489	\$272.83
				CDA	\$27.98
				GENERAL FUND	\$671.59
				RIVERSIDE CO DA	\$279.83



State of California  
**ASSET FORFEITURE REPORT - 2008**

*Table 3*

Admin Number	Docket Number	Amount Forfeited	Date Disbursed	Recipient	Amount Disbursed
06-119A		\$1,718.42	2/21/2008	RIVERSIDE CO SO	\$1,546.06
				15% - 11489	\$167.55
				CDAA	\$17.18
				GENERAL FUND	\$412.42
				RIVERSIDE CO DA	\$171.84
06-124A		\$7,538.63	6/23/2008	RIVERSIDE CO SO	\$949.43
				15% - 11489	\$735.02
				CDAA	\$75.39
				CORONA PD	\$4,165.09
				GENERAL FUND	\$1,809.27
06-125A		\$1,716.77	2/21/2008	RIVERSIDE CO DA	\$753.86
				15% - 11489	\$167.38
				CDAA	\$17.17
				GENERAL FUND	\$412.02
				HEMET PD	\$948.52
06-128A		\$2,978.29	6/23/2008	RIVERSIDE CO DA	\$171.68
				15% - 11489	\$290.39
				CDAA	\$29.78
				GENERAL FUND	\$714.79
				RIVERSIDE CO DA	\$297.83
06-130A		\$2,342.45	4/24/2008	RIVERSIDE PD	\$1,645.50
				15% - 11489	\$228.40
				CDAA	\$23.42
				GENERAL FUND	\$562.19
				RIVERSIDE CO DA	\$234.24
06-135A		\$1,353.55	3/28/2008	WCNTF	\$1,294.20
				15% - 11489	\$131.96
				CDAA	\$13.54
				GENERAL FUND	\$324.85
				RIVERSIDE CO DA	\$135.36
06-138A		\$5,239.71	6/23/2008	TF SOUTHWEST CNTF	\$747.84
				15% - 11489	\$510.87
				CDAA	\$52.40
				CORONA PD	\$2,894.94
				GENERAL FUND	\$1,257.53
06-139A		\$5,046.95	3/28/2008	RIVERSIDE CO DA	\$523.97
				15% - 11489	\$492.07
				CDAA	\$50.47
				GENERAL FUND	\$1,211.27



State of California  
**ASSET FORFEITURE REPORT - 2008**

*Table 3*

Admin Number	Docket Number	Amount Forfeited	Date Disbursed	Recipient	Amount Disbursed
				RIVERSIDE CO DA	\$504.70
				RIVERSIDE CO SO	\$2,788.44
06-140A		\$1,373.00	2/21/2008	15% - 11489	\$133.87
				CDA A	\$13.73
				GENERAL FUND	\$329.52
				RIVERSIDE CO DA	\$137.30
				RIVERSIDE CO SO	\$758.58
06-141A		\$4,558.72	6/6/2008	15% - 11489	\$444.48
				CDA A	\$45.59
				GENERAL FUND	\$1,094.09
				RIVERSIDE CO DA	\$455.87
				RIVERSIDE CO SO	\$2,518.69
06-143A		\$1,233.18	4/24/2008	15% - 11489	\$120.24
				CDA A	\$12.33
				GENERAL FUND	\$295.96
				RIVERSIDE CO DA	\$123.32
				WCNTF	\$681.33
06-144A		\$1,052.60	2/21/2008	15% - 11489	\$102.63
				ALLIED RIVERSIDE CO NET	\$581.56
				CDA A	\$10.53
				GENERAL FUND	\$252.62
				RIVERSIDE CO DA	\$105.26
06-145A		\$1,109.82	2/21/2008	15% - 11489	\$108.20
				BLYTHE PD	\$613.18
				CDA A	\$11.10
				GENERAL FUND	\$266.36
				RIVERSIDE CO DA	\$110.98
06-146A		\$3,026.39	2/21/2008	15% - 11489	\$295.08
				CDA A	\$30.26
				GENERAL FUND	\$726.33
				RIVERSIDE CO DA	\$302.64
				TF SOUTHWEST CNTF	\$1,672.08
06-148A		\$1,807.93	3/28/2008	15% - 11489	\$176.28
				CDA A	\$18.08
				GENERAL FUND	\$433.90
				RIVERSIDE CO DA	\$180.79
				RIVERSIDE CO SO	\$998.88
06-151A		\$1,152.17	2/21/2008	15% - 11489	\$112.33
				CDA A	\$11.52



State of California  
**ASSET FORFEITURE REPORT - 2008**

*Table 3*

<b>Admin Number</b>	<b>Docket Number</b>	<b>Amount Forfeited</b>	<b>Date Disbursed</b>	<b>Recipient</b>	<b>Amount Disbursed</b>
				CORONA PD	\$636.58
				GENERAL FUND	\$276.52
				RIVERSIDE CO DA	\$115.22
06-155A		\$18,021.25	2/21/2008	15% - 11489	\$1,757.07
				CDA A	\$180.21
				GENERAL FUND	\$4,325.10
				RIVERSIDE CO DA	\$1,802.13
				RIVERSIDE CO SO	\$9,956.74
06-160A		\$5,392.50	6/6/2008	15% - 11489	\$525.78
				CDA A	\$53.92
				GENERAL FUND	\$1,294.20
				RIVERSIDE CO DA	\$539.25
				WCNTF	\$2,979.35
06-162A		\$4,693.17	2/21/2008	15% - 11489	\$457.58
				CDA A	\$46.93
				GENERAL FUND	\$1,126.36
				RIVERSIDE CO DA	\$469.32
				RIVERSIDE CO SO	\$2,592.98
06-164A		\$4,101.38	6/23/2008	15% - 11489	\$399.89
				CDA A	\$41.01
				GENERAL FUND	\$984.33
				ORANGE CO RNSP	\$2,266.01
				RIVERSIDE CO DA	\$410.14
06-166A		\$7,119.24	7/10/2008	15% - 11489	\$694.13
				CDA A	\$71.19
				GENERAL FUND	\$1,708.62
				RIVERSIDE CO DA	\$711.92
				RIVERSIDE PD	\$3,933.38
06-167A		\$1,068.79	5/16/2008	15% - 11489	\$104.20
				ALLIED RIVERSIDE CO NET	\$590.51
				CDA A	\$10.69
				GENERAL FUND	\$256.51
				RIVERSIDE CO DA	\$106.88
06-171A		\$1,094.83	5/16/2008	15% - 11489	\$106.74
				CDA A	\$10.95
				GENERAL FUND	\$262.76
				RIVERSIDE CO DA	\$109.48
				RIVERSIDE CO SO	\$604.90
06-172A		\$2,144.11	5/16/2008	15% - 11489	\$209.05



State of California  
**ASSET FORFEITURE REPORT - 2008**

*Table 3*

Admin Number	Docket Number	Amount Forfeited	Date Disbursed	Recipient	Amount Disbursed
				CDAA	\$21.44
				GENERAL FUND	\$514.59
				RIVERSIDE CO DA	\$214.41
				RIVERSIDE CO SO	\$1,184.62
06-174A		\$5,308.71	6/23/2008		
				15% - 11489	\$517.60
				CDAA	\$53.09
				CORONA PD	\$2,933.06
				GENERAL FUND	\$1,274.09
				RIVERSIDE CO DA	\$530.87
06-176J	RIC460132	\$17,665.13	1/17/2008		
				15% - 11489	\$1,722.35
				CDAA	\$176.65
				GENERAL FUND	\$4,239.63
				RIVERSIDE CO DA	\$1,766.51
				TF SOUTHWEST CNTF	\$9,759.99
06-181A		\$1,695.79	5/16/2008		
				15% - 11489	\$165.33
				CDAA	\$16.96
				GENERAL FUND	\$406.99
				RIVERSIDE CO DA	\$169.58
				RIVERSIDE CO SO	\$936.93
06-183A		\$5,263.20	4/24/2008		
				15% - 11489	\$513.16
				CDAA	\$52.63
				GENERAL FUND	\$1,263.17
				RIVERSIDE CO DA	\$526.32
				WCNTF	\$2,907.92
06-184A		\$6,918.78	6/23/2008		
				15% - 11489	\$674.58
				CDAA	\$69.19
				GENERAL FUND	\$1,660.51
				RIVERSIDE CO DA	\$691.88
				RIVERSIDE PD	\$3,822.62
06-185A		\$2,373.93	3/28/2008		
				15% - 11489	\$231.46
				CDAA	\$23.74
				GENERAL FUND	\$569.74
				RIVERSIDE CO DA	\$237.39
				RIVERSIDE CO SO	\$1,311.60
06-186A		\$2,293.13	3/28/2008		
				15% - 11489	\$223.59
				CDAA	\$22.93
				GENERAL FUND	\$550.35
				RIVERSIDE CO DA	\$229.31
				TF SOUTHWEST CNTF	\$1,266.95



State of California  
**ASSET FORFEITURE REPORT - 2008**

*Table 3*

Admin Number	Docket Number	Amount Forfeited	Date Disbursed	Recipient	Amount Disbursed
06-189A		\$1,112.55	6/6/2008	15% - 11489	\$108.48
				CDA	\$11.13
				GENERAL FUND	\$267.01
				RIVERSIDE CO DA	\$111.25
				RIVERSIDE PD	\$614.68
06-190A		\$1,125.22	3/28/2008	15% - 11489	\$109.72
				CDA	\$11.25
				GENERAL FUND	\$270.05
				RIVERSIDE CO DA	\$112.52
				RIVERSIDE CO SO	\$621.68
06-191A		\$1,845.11	2/21/2008	15% - 11489	\$179.89
				CDA	\$18.45
				GENERAL FUND	\$442.83
				HEMET PD	\$1,019.43
				RIVERSIDE CO DA	\$184.51
06-196A		\$6,659.58	5/16/2008	15% - 11489	\$649.30
				CDA	\$66.60
				GENERAL FUND	\$1,598.30
				RIVERSIDE CO DA	\$665.96
				TF SOUTHWEST CNTF	\$3,679.42
06-198A		\$3,216.09	6/6/2008	15% - 11489	\$313.57
				CDA	\$32.16
				GENERAL FUND	\$771.86
				RIVERSIDE CO DA	\$321.61
				RIVERSIDE PD	\$1,776.89
06-200J	RIC461823	\$5,983.18	7/10/2008	15% - 11489	\$583.36
				CDA	\$59.83
				GENERAL FUND	\$1,435.96
				RIVERSIDE CO DA	\$598.32
				RIVERSIDE CO SO	\$3,305.71
06-201A		\$1,660.82	5/16/2008	15% - 11489	\$161.93
				CDA	\$16.61
				GENERAL FUND	\$398.60
				RIVERSIDE CO DA	\$166.08
				TF SOUTHWEST CNTF	\$917.60
06-207A		\$6,310.35	2/21/2008	15% - 11489	\$615.25
				CDA	\$63.10
				GENERAL FUND	\$1,514.49
				RIVERSIDE CO DA	\$631.04



State of California  
**ASSET FORFEITURE REPORT - 2008**

*Table 3*

Admin Number	Docket Number	Amount Forfeited	Date Disbursed	Recipient	Amount Disbursed
06-208A		\$1,623.87	6/23/2008	RIVERSIDE CO SO	\$3,486.47
				15% - 11489	\$158.32
				CDAA	\$16.24
				GENERAL FUND	\$389.73
				HEMET PD	\$897.19
				RIVERSIDE CO DA	\$162.39
06-209A		\$2,903.14	6/23/2008	15% - 11489	\$283.07
				CDAA	\$29.03
				GENERAL FUND	\$696.75
				RIVERSIDE CO DA	\$290.31
				RIVERSIDE PD	\$1,603.98
07-001J	RIC464060	\$1,088.67	1/17/2008	15% - 11489	\$106.14
				CDAA	\$10.89
				GENERAL FUND	\$261.28
				RIVERSIDE CO DA	\$108.87
				RIVERSIDE CO SO	\$601.49
07-004A		\$1,370.00	10/29/2008	15% - 11489	\$133.57
				CDAA	\$13.70
				GENERAL FUND	\$328.80
				RIVERSIDE CO DA	\$137.00
				WCNTF	\$756.93
07-010A		\$495.45	6/6/2008	15% - 11489	\$48.32
				CDAA	\$4.95
				GENERAL FUND	\$118.91
				RIVERSIDE CO DA	\$49.54
				RIVERSIDE CO SO	\$273.73
07-011A		\$5,762.47	2/21/2008	15% - 11489	\$561.84
				CDAA	\$57.62
				GENERAL FUND	\$1,382.99
				RIVERSIDE CO DA	\$576.25
				RIVERSIDE PD	\$3,183.77
07-012A		\$1,012.32	2/21/2008	15% - 11489	\$98.70
				CDAA	\$10.12
				GENERAL FUND	\$242.96
				RIVERSIDE CO DA	\$101.23
				RIVERSIDE PD	\$559.31
07-018A		\$1,685.39	6/23/2008	15% - 11489	\$164.33
				CDAA	\$16.85
				GENERAL FUND	\$404.49





State of California  
**ASSET FORFEITURE REPORT - 2008**

*Table 3*

Admin Number	Docket Number	Amount Forfeited	Date Disbursed	Recipient	Amount Disbursed
				HEMET PD	\$931.18
				RIVERSIDE CO DA	\$168.54
07-024J	INC065384	\$4,124.95	10/16/2008	15% - 11489	\$402.17
				CDA A	\$41.25
				GENERAL FUND	\$989.99
				RIVERSIDE CO DA	\$412.50
				TF CVNTF	\$2,279.04
07-029A		\$4,408.59	8/21/2008	15% - 11489	\$429.83
				CDA A	\$44.09
				GENERAL FUND	\$1,058.06
				RIVERSIDE CO DA	\$440.86
				RIVERSIDE PD	\$2,435.75
07-031J	RIC467158	\$4,439.02	6/23/2008	15% - 11489	\$432.80
				CDA A	\$44.39
				GENERAL FUND	\$1,065.37
				RIVERSIDE CO DA	\$443.90
				RIVERSIDE PD	\$2,452.56
07-035J	RIC467395	\$3,468.14	2/21/2008	15% - 11489	\$338.16
				CDA A	\$34.68
				GENERAL FUND	\$832.35
				HEMET PD	\$1,916.14
				RIVERSIDE CO DA	\$346.81
07-040A		\$8,521.84	2/21/2008	15% - 11489	\$830.88
				CDA A	\$85.22
				GENERAL FUND	\$2,045.24
				RIVERSIDE CO DA	\$852.18
				RIVERSIDE PD	\$4,708.32
07-041J	RIC467248	\$3,459.00	6/6/2008	15% - 11489	\$337.26
				CDA A	\$34.59
				GENERAL FUND	\$830.16
				RIVERSIDE CO DA	\$345.90
				RIVERSIDE PD	\$1,911.09
07-045A		\$7,158.63	6/6/2008	15% - 11489	\$697.96
				CDA A	\$71.59
				GENERAL FUND	\$1,718.07
				RIVERSIDE CO DA	\$715.86
				TF ARCNET	\$3,955.15
07-047A		\$1,011.82	6/6/2008	15% - 11489	\$98.65
				CDA A	\$10.12



State of California  
**ASSET FORFEITURE REPORT - 2008**

*Table 3*

Admin Number	Docket Number	Amount Forfeited	Date Disbursed	Recipient	Amount Disbursed
				GENERAL FUND	\$242.84
				RIVERSIDE CO DA	\$101.18
				RIVERSIDE PD	\$559.03
07-049A		\$6,782.65	8/21/2008	15% - 11489	\$661.30
				CDA A	\$67.83
				GENERAL FUND	\$1,627.84
				RIVERSIDE CO DA	\$678.27
				TF CVNTF	\$3,747.41
07-051A		\$2,969.55	8/21/2008	15% - 11489	\$289.53
				CDA A	\$29.70
				GENERAL FUND	\$712.69
				RIVERSIDE CO DA	\$296.95
				TF CVNTF	\$1,640.68
07-054A		\$1,219.95	6/23/2008	15% - 11489	\$118.93
				CDA A	\$12.20
				GENERAL FUND	\$292.79
				HEMET PD	\$674.03
				RIVERSIDE CO DA	\$122.00
07-066A		\$5,426.82	6/6/2008	15% - 11489	\$529.11
				ALLIED RIVERSIDE CO NET	\$2,998.32
				CDA A	\$54.27
				GENERAL FUND	\$1,302.44
				RIVERSIDE CO DA	\$542.68
07-072A		\$4,344.59	2/21/2008	15% - 11489	\$423.60
				CDA A	\$43.45
				GENERAL FUND	\$1,042.70
				RIVERSIDE CO DA	\$434.46
				RIVERSIDE PD	\$2,400.38
07-076A		\$7,184.63	8/21/2008	15% - 11489	\$700.50
				CDA A	\$71.85
				GENERAL FUND	\$1,724.31
				RIVERSIDE CO DA	\$718.46
				TF CVNTF	\$3,969.51
07-088J	RIC472763	\$2,959.06	5/16/2008	15% - 11489	\$288.50
				CDA A	\$29.59
				GENERAL FUND	\$710.18
				RIVERSIDE CO DA	\$295.91
				RIVERSIDE CO SO	\$1,634.88
07-093A		\$9,775.61	2/21/2008	15% - 11489	\$953.12



State of California  
**ASSET FORFEITURE REPORT - 2008**

*Table 3*

Admin Number	Docket Number	Amount Forfeited	Date Disbursed	Recipient	Amount Disbursed
				CDAA	\$97.76
				GENERAL FUND	\$2,346.15
				RIVERSIDE CO DA	\$977.56
				RIVERSIDE PD	\$5,401.02
07-099J	RIC474607	\$964.61	9/17/2008		
				15% - 11489	\$94.05
				CDAA	\$9.65
				GENERAL FUND	\$231.51
				RIVERSIDE CO DA	\$96.46
				RIVERSIDE CO SO	\$532.94
07-109A		\$3,802.13	3/28/2008		
				15% - 11489	\$370.71
				CDAA	\$38.02
				GENERAL FUND	\$912.51
				RIVERSIDE CO DA	\$380.21
				RIVERSIDE CO SO	\$2,100.68
07-111J	RIC476506	\$1,563.81	8/21/2008		
				15% - 11489	\$152.48
				CDAA	\$15.64
				GENERAL FUND	\$375.31
				RIVERSIDE CO DA	\$156.38
				TF SOUTHWEST CNTF	\$864.00
07-117A		\$1,292.98	5/16/2008		
				15% - 11489	\$126.07
				CDAA	\$12.93
				GENERAL FUND	\$310.31
				ORANGE CO RNSP	\$714.37
				RIVERSIDE CO DA	\$129.30
07-120J	RIC479594	\$3,039.45	9/17/2008		
				15% - 11489	\$296.34
				CDAA	\$30.39
				GENERAL FUND	\$729.47
				HEMET PD	\$1,679.30
				RIVERSIDE CO DA	\$303.95
07-123J	RIC479680	\$1,506.47	8/21/2008		
				15% - 11489	\$146.88
				CDAA	\$15.06
				GENERAL FUND	\$361.55
				RIVERSIDE CO DA	\$150.65
				RIVERSIDE PD	\$832.33
07-124J	RIC479924	\$3,782.84	8/21/2008		
				15% - 11489	\$368.83
				CDAA	\$37.83
				GENERAL FUND	\$907.88
				RIVERSIDE CO DA	\$378.28
				RIVERSIDE PD	\$2,090.02



State of California  
**ASSET FORFEITURE REPORT - 2008**

*Table 3*

<b>Admin Number</b>	<b>Docket Number</b>	<b>Amount Forfeited</b>	<b>Date Disbursed</b>	<b>Recipient</b>	<b>Amount Disbursed</b>
07-131J	RIC481674	\$50,248.37	4/24/2008	15% - 11489	\$4,899.22
				CDA	\$502.48
				GENERAL FUND	\$12,059.61
				RIVERSIDE CO DA	\$5,024.84
				WCNTF	\$27,762.22
07-137A		\$11,438.17	7/10/2008	15% - 11489	\$1,115.22
				CDA	\$114.38
				GENERAL FUND	\$2,745.16
				RIVERSIDE CO DA	\$1,143.82
				TF SOUTHWEST CNTF	\$6,319.59
07-137J	RIC491854	\$13,868.38	7/10/2008	15% - 11489	\$1,352.17
				CDA	\$138.68
				GENERAL FUND	\$3,328.41
				RIVERSIDE CO DA	\$1,386.84
				TF SOUTHWEST CNTF	\$7,662.28
07-142J	RIC481677	\$32,817.59	4/24/2008	15% - 11489	\$3,199.71
				CDA	\$328.18
				GENERAL FUND	\$7,876.22
				RIVERSIDE CO DA	\$3,281.76
				TF SOUTHWEST CNTF	\$18,131.72
07-143A		\$2,846.02	8/21/2008	15% - 11489	\$277.48
				CDA	\$28.46
				GENERAL FUND	\$683.05
				RIVERSIDE CO DA	\$284.60
				RIVERSIDE PD	\$1,572.43
07-151J	RIC481676	\$41,061.34	5/16/2008	15% - 11489	\$4,003.49
				CDA	\$410.61
				GENERAL FUND	\$9,854.72
				RIVERSIDE CO DA	\$4,106.13
				SAN BERNARDINO CO SO	\$22,686.39
07-153J	RIC482943	\$4,323.26	4/24/2008	15% - 11489	\$421.52
				CDA	\$43.23
				GENERAL FUND	\$1,037.58
				RIVERSIDE CO DA	\$432.33
				TF SOUTHWEST CNTF	\$2,388.60
07-153Ja	RIC483314	\$29,263.28	4/24/2008	15% - 11489	\$2,853.17
				CDA	\$292.63
				GENERAL FUND	\$7,023.19
				RIVERSIDE CO DA	\$2,926.33



State of California  
**ASSET FORFEITURE REPORT - 2008**

*Table 3*

Admin Number	Docket Number	Amount Forfeited	Date Disbursed	Recipient	Amount Disbursed
07-155A		\$5,557.38	2/21/2008	TF SOUTHWEST CNTF	\$16,167.96
				15% - 11489	\$541.85
				CDAA	\$55.57
				CORONA PD	\$3,070.45
				GENERAL FUND	\$1,333.77
				RIVERSIDE CO DA	\$555.74
07-176A		\$1,631.61	3/28/2008	15% - 11489	\$159.08
				CDAA	\$16.32
				GENERAL FUND	\$391.59
				RIVERSIDE CO DA	\$163.16
				WCNTF	\$901.46
07-185A		\$2,303.57	9/17/2008	15% - 11489	\$224.59
				CDAA	\$23.04
				GENERAL FUND	\$552.86
				HEMET PD	\$1,272.72
				RIVERSIDE CO DA	\$230.36
07-189A		\$1,538.58	9/17/2008	15% - 11489	\$150.00
				ALLIED RIVERSIDE CO NET	\$850.07
				CDAA	\$15.39
				GENERAL FUND	\$369.26
				RIVERSIDE CO DA	\$153.86
07-199A		\$1,120.05	8/21/2008	15% - 11489	\$109.21
				CDAA	\$11.20
				CORONA PD	\$618.83
				GENERAL FUND	\$268.81
				RIVERSIDE CO DA	\$112.00
07-203J	RIC489820	\$766.40	8/21/2008	15% - 11489	\$74.72
				CDAA	\$7.66
				GENERAL FUND	\$183.94
				RIVERSIDE CO DA	\$76.64
				RIVERSIDE CO SO	\$423.44
07-207J	RIC489620	\$972.98	9/17/2008	15% - 11489	\$94.86
				CDAA	\$9.73
				GENERAL FUND	\$233.52
				RIVERSIDE CO DA	\$97.30
				WCNTF	\$537.57
07-210A		\$2,661.92	8/21/2008	15% - 11489	\$259.54
				CDAA	\$26.62
				GENERAL FUND	\$638.86



State of California  
**ASSET FORFEITURE REPORT - 2008**

*Table 3*

Admin Number	Docket Number	Amount Forfeited	Date Disbursed	Recipient	Amount Disbursed
08-018A		\$1,093.98	11/19/2008	RIVERSIDE CO DA	\$266.19
				RIVERSIDE CO SO	\$1,470.71
				15% - 11489	\$106.67
				CDA A	\$10.94
				GENERAL FUND	\$262.55
08-018J	RIC492256	\$205.55	11/19/2008	RIVERSIDE CO DA	\$109.40
				RIVERSIDE CO SO	\$604.42
				15% - 11489	\$20.05
				CDA A	\$2.06
				GENERAL FUND	\$49.33
08-029A		\$2,001.20	7/10/2008	RIVERSIDE CO DA	\$20.55
				RIVERSIDE CO SO	\$113.56
				15% - 11489	\$195.12
				CDA A	\$20.01
				GENERAL FUND	\$480.29
08-037J	RIC495141	\$3,534.75	9/17/2008	RIVERSIDE CO DA	\$200.12
				RIVERSIDE CO SO	\$1,105.66
				15% - 11489	\$344.63
				CDA A	\$35.35
				GENERAL FUND	\$848.34
08-061A		\$8,333.92	7/10/2008	RIVERSIDE CO DA	\$353.48
				RIVERSIDE CO SO	\$1,952.95
				15% - 11489	\$812.56
				CDA A	\$83.34
				GENERAL FUND	\$2,000.14
08-063J	RIC496602	\$59,268.56	8/21/2008	RIVERSIDE CO DA	\$833.39
				RIVERSIDE CO SO	\$4,604.49
				15% - 11489	\$5,778.68
				CDA A	\$592.69
				GENERAL FUND	\$14,224.45
08-065A		\$6,044.61	9/17/2008	RIVERSIDE CO DA	\$5,926.86
				RIVERSIDE CO SO	\$32,745.88
				15% - 11489	\$3,929.00
				CDA A	\$60.45
				GENERAL FUND	\$1,450.71
08-070A		\$3,154.04	11/19/2008	RIVERSIDE CO DA	\$604.45
				15% - 11489	\$307.52
				CDA A	\$31.54
				CORONA PD	\$1,742.61



State of California  
**ASSET FORFEITURE REPORT - 2008**

*Table 3*

Admin Number	Docket Number	Amount Forfeited	Date Disbursed	Recipient	Amount Disbursed
				GENERAL FUND	\$756.97
				RIVERSIDE CO DA	\$315.40
08-080A		\$1,013.32	7/10/2008	15% - 11489	\$98.80
				CDA A	\$10.13
				GENERAL FUND	\$243.20
				RIVERSIDE CO DA	\$101.33
				RIVERSIDE CO SO	\$559.86
08-092A		\$991.64	10/29/2008	15% - 11489	\$96.69
				CDA A	\$9.92
				GENERAL FUND	\$237.99
				RIVERSIDE CO DA	\$99.16
				TF CVNTF	\$547.88
08-102A		\$1,675.12	10/29/2008	15% - 11489	\$163.32
				CDA A	\$16.75
				GENERAL FUND	\$402.03
				RIVERSIDE CO DA	\$167.51
				TF CVNTF	\$925.51
08-105J	RIC500755	\$35,275.57	11/19/2008	15% - 11489	\$3,439.36
				CDA A	\$352.76
				GENERAL FUND	\$8,466.14
				RIVERSIDE CO DA	\$3,527.56
				RIVERSIDE CO SO	\$19,489.75
08-130J	RIC502792	\$130,767.42	11/19/2008	15% - 11489	\$12,749.83
				CDA A	\$1,307.67
				GENERAL FUND	\$31,384.18
				RIVERSIDE CO DA	\$13,076.74
				RIVERSIDE CO SO	\$72,249.00
<b>RIVERSIDE</b>					<b>\$849,838.57</b>



State of California  
**ASSET FORFEITURE REPORT - 2008**

*Table 3*

Admin Number	Docket Number	Amount Forfeited	Date Disbursed	Recipient	Amount Disbursed
<b>SACRAMENTO</b>					
00070	SPD-00-1378	\$10,936.82	9/12/2008	CDA DA OFFICE GENERAL FUND SACRAMENTO PD	\$109.37 \$1,093.68 \$2,624.84 \$7,108.93
03002	SSD-02-97144	\$27,118.45	10/10/2008	CDA DA OFFICE GENERAL FUND SACRAMENTO CO SO	\$271.18 \$2,711.85 \$6,508.43 \$17,626.99
04067	SPD-04-17838	\$2,827.83	5/9/2008	CDA DA OFFICE GENERAL FUND SACRAMENTO PD	\$28.28 \$282.78 \$678.68 \$1,838.09
04306	BNE-04-00026	\$4,311.00	3/21/2008	CA DOJ-BNE SACRAMENTO CDA DA OFFICE GENERAL FUND	\$2,802.15 \$43.11 \$431.10 \$1,034.64
05054	BNE-SA-01-65	\$4,787.44	9/12/2008	CA DOJ-BNE SACRAMENTO CDA DA OFFICE GENERAL FUND	\$3,111.84 \$47.87 \$478.74 \$1,148.99
05104	SPD-05-71367	\$325.50	3/21/2008	CDA DA OFFICE GENERAL FUND SACRAMENTO PD	\$3.26 \$32.55 \$78.12 \$211.57
05161	SPD-05140213	\$20,115.00	7/11/2008	CDA DA OFFICE GENERAL FUND SACRAMENTO PD	\$201.15 \$2,011.50 \$4,827.60 \$13,074.75
05219	SSD-05-54469	\$5,577.67	5/9/2008	CDA DA OFFICE GENERAL FUND SACRAMENTO CO SO	\$55.77 \$557.77 \$1,338.64 \$3,625.49
06104	SPD-06-30258	\$5,907.67	1/22/2008	CDA DA OFFICE GENERAL FUND SACRAMENTO PD	\$59.08 \$590.77 \$1,417.84 \$3,839.98





State of California  
**ASSET FORFEITURE REPORT - 2008**

*Table 3*

Admin Number	Docket Number	Amount Forfeited	Date Disbursed	Recipient	Amount Disbursed
06140	SPD-06-58209	\$25,520.67	2/15/2008	CDA DA OFFICE GENERAL FUND SACRAMENTO PD	\$255.21 \$2,552.07 \$6,124.96 \$16,588.43
06195	SSD-06-27171	\$22,070.02	6/13/2008	CDA DA OFFICE GENERAL FUND SACRAMENTO CO SO	\$220.69 \$2,207.00 \$5,296.80 \$14,345.53
06203	SSD-06-29139	\$529.67	7/11/2008	CDA DA OFFICE ELK GROVE PD GENERAL FUND SACRAMENTO CO SO	\$5.30 \$52.97 \$225.88 \$127.12 \$118.40
06232	SPD-06177321	\$275.00	1/21/2008	CDA DA OFFICE GENERAL FUND SAC CO DIV REV RECOVERY SACRAMENTO PD	\$0.35 \$3.50 \$8.40 \$240.00 \$22.75
06272	SPD-06225748	\$3,634.14	4/11/2008	CDA DA OFFICE GENERAL FUND SACRAMENTO PD	\$36.34 \$363.41 \$872.19 \$2,362.20
06285	SSD-06-48665	\$2,216.00	6/13/2008	CDA DA OFFICE GENERAL FUND SACRAMENTO CO SO	\$22.16 \$221.60 \$531.84 \$1,440.40
06369	SPD-06313807	\$37,192.88	1/21/2008	CDA DA OFFICE GENERAL FUND SACRAMENTO PD	\$371.93 \$3,719.29 \$8,926.29 \$24,175.37
06370	SSD-06-59581	\$9,350.67	1/21/2008	CDA DA OFFICE GENERAL FUND SACRAMENTO CO SO	\$93.51 \$935.06 \$2,244.16 \$6,077.94
06384	SSD-06-62011	\$46,088.84	1/21/2008	CDA DA OFFICE GENERAL FUND SACRAMENTO CO SO	\$460.89 \$4,608.88 \$11,061.32 \$29,957.75



State of California  
**ASSET FORFEITURE REPORT - 2008**

*Table 3*

Admin Number	Docket Number	Amount Forfeited	Date Disbursed	Recipient	Amount Disbursed
06387	BNE-06-50	\$64,867.26	12/19/2008	CA DOJ-BNE SACRAMENTO	\$21,081.87
				CDA A	\$648.67
				DA OFFICE	\$6,486.73
				ELK GROVE PD	\$4,216.37
				GENERAL FUND	\$15,568.14
				YOLO NARC ENF TEAM	\$16,865.48
06392	SSD-06-56609	\$42,689.67	5/9/2008	CDA A	\$426.89
				DA OFFICE	\$4,268.97
				GENERAL FUND	\$10,245.52
				SACRAMENTO CO SO	\$27,748.29
07001	SSD-06-65480	\$9,276.59	2/15/2008	CDA A	\$92.76
				DA OFFICE	\$927.66
				GENERAL FUND	\$2,226.38
				SACRAMENTO CO SO	\$6,029.79
07008	BNE-06-85	\$18,817.67	2/15/2008	CA DOJ-BNE SACRAMENTO	\$12,231.48
				CDA A	\$188.18
				DA OFFICE	\$1,881.77
				GENERAL FUND	\$4,516.24
07011	SSD-06-64300	\$449.67	2/15/2008	CDA A	\$4.50
				DA OFFICE	\$44.97
				GENERAL FUND	\$107.92
				SACRAMENTO CO SO	\$292.28
07016	SPD-06268461	\$636.67	2/15/2008	CDA A	\$6.37
				DA OFFICE	\$63.67
				GENERAL FUND	\$152.80
				SACRAMENTO PD	\$413.83
07083	SSD-06-75637	\$648.00	6/13/2008	CDA A	\$6.48
				DA OFFICE	\$64.80
				GENERAL FUND	\$155.52
				SACRAMENTO CO SO	\$421.20
07100	SSD-06-76978	\$3,169.00	1/21/2008	CDA A	\$31.69
				DA OFFICE	\$316.90
				GENERAL FUND	\$760.56
				SACRAMENTO CO SO	\$2,059.85
07106	SPD-07-36304	\$8,205.70	9/12/2008	CDA A	\$15.04
				DA OFFICE	\$820.57
				GENERAL FUND	\$360.88
				SACRAMENTO PD	\$7,009.21



State of California  
**ASSET FORFEITURE REPORT - 2008**

*Table 3*

Admin Number	Docket Number	Amount Forfeited	Date Disbursed	Recipient	Amount Disbursed
07107	SSD-06-75653	\$1,021.67	4/11/2008	CDA DA OFFICE GENERAL FUND SACRAMENTO CO SO	\$10.22 \$102.17 \$245.20 \$664.08
07108	SSD-06-76365	\$4,879.67	4/11/2008	CDA DA OFFICE GENERAL FUND SACRAMENTO CO SO	\$48.80 \$487.97 \$1,171.12 \$3,171.78
07119	SSD-07-5697	\$491.00	1/21/2008	CDA DA OFFICE GENERAL FUND SACRAMENTO CO SO	\$4.91 \$49.10 \$117.84 \$319.15
07139	SSD-07-14932	\$10,355.00	6/13/2008	CDA DA OFFICE GENERAL FUND RANCHO CORDOVA PD SACRAMENTO CO SO	\$103.55 \$1,035.50 \$2,485.20 \$6,611.91 \$118.84
07146	SPD-07-59825	\$1,334.67	4/11/2008	CDA DA OFFICE GENERAL FUND SACRAMENTO PD	\$13.35 \$133.47 \$320.32 \$867.53
07148	SSD-07-16694	\$957.00	3/21/2008	CDA DA OFFICE GENERAL FUND SACRAMENTO CO SO	\$9.57 \$95.70 \$229.68 \$622.05
07150	SSD-07-19232	\$6,083.00	6/13/2008	CDA DA OFFICE GENERAL FUND SACRAMENTO CO SO	\$60.83 \$608.30 \$1,459.92 \$3,953.95
07157	SSD-07-15348	\$1,206.67	3/21/2008	CDA DA OFFICE GENERAL FUND SACRAMENTO CO SO	\$12.07 \$120.67 \$289.60 \$784.33
07171	SSD-07-9414	\$844.00	1/21/2008	CDA DA OFFICE GENERAL FUND SACRAMENTO CO SO	\$8.44 \$84.40 \$202.56 \$548.60



State of California  
**ASSET FORFEITURE REPORT - 2008**

*Table 3*

<b>Admin Number</b>	<b>Docket Number</b>	<b>Amount Forfeited</b>	<b>Date Disbursed</b>	<b>Recipient</b>	<b>Amount Disbursed</b>
07181	SPD-07-71963	\$1,126.00	7/11/2008	CDA DA OFFICE GENERAL FUND SACRAMENTO PD	\$11.26 \$112.60 \$270.24 \$731.90
07182	SSD-07-12103	\$1,251.17	1/21/2008	CDA DA OFFICE GENERAL FUND SACRAMENTO CO SO	\$12.51 \$125.13 \$300.28 \$813.25
07185	SSD-07-12964	\$2,857.00	5/9/2008	CDA DA OFFICE GENERAL FUND SACRAMENTO CO SO	\$28.57 \$285.70 \$685.68 \$1,857.05
07189	NHP-92097CQ	\$1,009.00	7/11/2008	CDA CHP-NORTH SACRAMENTO DA OFFICE GENERAL FUND	\$10.09 \$655.85 \$100.90 \$242.16
07196	SSD-07-15753	\$5,629.67	1/21/2008	CDA DA OFFICE GENERAL FUND SACRAMENTO CO SO	\$56.29 \$562.97 \$1,351.12 \$3,659.29
07197	SPD-07-95182	\$1,602.50	1/21/2008	CDA DA OFFICE GENERAL FUND SACRAMENTO PD	\$16.03 \$160.25 \$384.60 \$1,041.62
07211	YO07-096-U	\$1,574.23	8/14/2008	CDA DA OFFICE GENERAL FUND YOLO NARC ENF TEAM	\$15.74 \$157.42 \$377.82 \$1,023.25
07218	SPD-07-11407	\$2,627.78	10/10/2008	CDA DA OFFICE GENERAL FUND SACRAMENTO PD	\$26.28 \$262.78 \$630.66 \$1,708.06
07219	EGP-07-4064	\$11,713.67	2/15/2008	CDA DA OFFICE ELK GROVE PD GENERAL FUND	\$117.13 \$1,171.37 \$7,613.89 \$2,811.28
07221	SSD-07-20378	\$2,618.00	7/11/2008	CDA	\$26.18



State of California  
**ASSET FORFEITURE REPORT - 2008**

*Table 3*

Admin Number	Docket Number	Amount Forfeited	Date Disbursed	Recipient	Amount Disbursed
				DA OFFICE	\$261.80
				GENERAL FUND	\$628.32
				SACRAMENTO CO SO	\$1,701.70
07228	SPD-07100158	\$1,243.00	1/21/2008		
				CDA A	\$12.43
				DA OFFICE	\$124.30
				GENERAL FUND	\$298.32
				SACRAMENTO PD	\$807.95
07229	SPD-07104676	\$645.50	6/13/2008		
				CDA A	\$6.46
				DA OFFICE	\$64.55
				GENERAL FUND	\$154.92
				SACRAMENTO PD	\$419.57
07241	SSD-07-22776	\$792.00	9/12/2008		
				CDA A	\$7.92
				DA OFFICE	\$79.20
				GENERAL FUND	\$190.08
				SACRAMENTO CO SO	\$514.80
07248	SPD-06408375	\$925.67	4/11/2008		
				CDA A	\$9.26
				DA OFFICE	\$92.57
				GENERAL FUND	\$222.16
				SACRAMENTO PD	\$601.68
07249	SPD-06422726	\$477.67	3/21/2008		
				CDA A	\$4.78
				DA OFFICE	\$47.77
				GENERAL FUND	\$114.64
				SACRAMENTO PD	\$310.48
07255	SPD-05160811	\$1,540.00	10/10/2008		
				CDA A	\$15.40
				DA OFFICE	\$154.00
				GENERAL FUND	\$369.60
				SACRAMENTO PD	\$1,001.00
07261	SPD-07100605	\$428.00	7/11/2008		
				CDA A	\$4.28
				DA OFFICE	\$42.80
				GENERAL FUND	\$102.72
				SACRAMENTO PD	\$278.20
07264	SPD-07105558	\$964.00	8/14/2008		
				CDA A	\$9.64
				DA OFFICE	\$96.40
				GENERAL FUND	\$231.36
				SACRAMENTO PD	\$626.60
07276	SSD-07-25843	\$1,410.00	7/11/2008		
				CDA A	\$14.10
				DA OFFICE	\$141.00
				GENERAL FUND	\$338.40



State of California  
**ASSET FORFEITURE REPORT - 2008**

*Table 3*

Admin Number	Docket Number	Amount Forfeited	Date Disbursed	Recipient	Amount Disbursed
07282	SPD-07173988	\$2,116.00	5/9/2008	SACRAMENTO CO SO	\$916.50
				CDA A	\$21.16
				DA OFFICE	\$211.60
				GENERAL FUND	\$507.84
				SACRAMENTO PD	\$1,375.40
07285	SPD-07207906	\$1,507.20	4/11/2008		
				CDA A	\$8.81
				DA OFFICE	\$88.12
				GENERAL FUND	\$211.49
				SAC CO DIV REV RECOVERY	\$236.00
				SACRAMENTO CO DCSS	\$390.00
				SACRAMENTO PD	\$572.78
07287	SSD-07-30115	\$1,792.00	2/15/2008		
				CDA A	\$17.92
				DA OFFICE	\$179.20
				GENERAL FUND	\$430.08
				SACRAMENTO CO SO	\$1,164.80
07288	BNE-07-27	\$2,953.00	6/13/2008		
				CA DOJ-BNE SACRAMENTO	\$1,919.45
				CDA A	\$29.53
				DA OFFICE	\$295.30
				GENERAL FUND	\$708.72
07299	SPD-07153516	\$471.00	6/13/2008		
				SAC CO DIV REV RECOVERY	\$471.00
07307	SPD-07165853	\$5,693.51	6/13/2008		
				CDA A	\$56.94
				DA OFFICE	\$569.35
				GENERAL FUND	\$1,366.44
				SACRAMENTO PD	\$3,700.78
07309	SSD-07-29045	\$120.50	12/19/2008		
				CDA A	\$1.21
				DA OFFICE	\$12.05
				GENERAL FUND	\$28.92
				SACRAMENTO CO SO	\$78.32
07312	SSD-07-30094	\$2,125.50	5/9/2008		
				CDA A	\$21.25
				DA OFFICE	\$212.55
				GENERAL FUND	\$510.12
				SACRAMENTO CO SO	\$1,381.58
07327	SSD-07-33991	\$398.00	1/21/2008		
				CDA A	\$3.98
				DA OFFICE	\$39.80
				GENERAL FUND	\$95.52
				SACRAMENTO CO SO	\$258.70
07328	SPD-07210229	\$279.00	1/21/2008		
				CDA A	\$2.79



State of California  
**ASSET FORFEITURE REPORT - 2008**

*Table 3*

Admin Number	Docket Number	Amount Forfeited	Date Disbursed	Recipient	Amount Disbursed
				DA OFFICE	\$27.90
				GENERAL FUND	\$66.96
				SACRAMENTO PD	\$181.35
07329	SSD-07-34386	\$1,236.00	1/21/2008		
				CDA A	\$12.36
				DA OFFICE	\$123.60
				GENERAL FUND	\$296.64
				RANCHO CORDOVA PD	\$684.56
				SACRAMENTO CO SO	\$118.84
07330	SSD-07-34369	\$594.00	1/21/2008		
				CDA A	\$5.94
				DA OFFICE	\$59.40
				GENERAL FUND	\$142.56
				SACRAMENTO CO SO	\$386.10
07331	SPD-07211600	\$275.00	1/21/2008		
				CDA A	\$2.75
				DA OFFICE	\$27.50
				GENERAL FUND	\$66.00
				SACRAMENTO PD	\$178.75
07332	SPD-07212248	\$393.00	1/21/2008		
				CDA A	\$3.93
				DA OFFICE	\$39.30
				GENERAL FUND	\$94.32
				SACRAMENTO PD	\$255.45
07333	SSD-07-34464	\$733.00	1/21/2008		
				CDA A	\$7.33
				DA OFFICE	\$73.30
				GENERAL FUND	\$175.92
				SACRAMENTO CO SO	\$476.45
07334	SPD-07213015	\$4,208.00	5/9/2008		
				CDA A	\$42.08
				DA OFFICE	\$420.80
				GENERAL FUND	\$1,009.92
				SACRAMENTO PD	\$2,735.20
07335	NHP-48536CB	\$1,315.56	1/21/2008		
				CDA A	\$13.16
				CHP-NORTH SACRAMENTO	\$855.11
				DA OFFICE	\$131.56
				GENERAL FUND	\$315.73
07337	SPD-07218405	\$735.00	1/21/2008		
				CDA A	\$7.35
				DA OFFICE	\$73.50
				GENERAL FUND	\$176.40
				SACRAMENTO PD	\$477.75
07338	SSD-07-35323	\$368.00	1/21/2008		
				CDA A	\$3.68
				DA OFFICE	\$36.80



State of California  
**ASSET FORFEITURE REPORT - 2008**

*Table 3*

Admin Number	Docket Number	Amount Forfeited	Date Disbursed	Recipient	Amount Disbursed
				GENERAL FUND	\$88.32
				SACRAMENTO CO SO	\$239.20
07339	SPD-07118357	\$3,803.00	2/15/2008		
				CDA A	\$38.03
				DA OFFICE	\$380.30
				GENERAL FUND	\$912.72
				SACRAMENTO PD	\$2,471.95
07341	SSD-07-42183	\$3,412.00	1/21/2008		
				CDA A	\$34.12
				DA OFFICE	\$341.20
				GENERAL FUND	\$818.88
				SACRAMENTO CO SO	\$2,217.80
07342	SPD-07271073	\$1,506.00	1/21/2008		
				CDA A	\$15.06
				DA OFFICE	\$150.60
				GENERAL FUND	\$361.44
				SACRAMENTO PD	\$978.90
07346	CDCR39206C	\$5,068.00	1/21/2008		
				CA DEPT. OF CORRECTIONS	\$3,294.20
				CDA A	\$50.68
				DA OFFICE	\$506.80
				GENERAL FUND	\$1,216.32
07351	SSD-07-93791	\$2,388.00	1/21/2008		
				CDA A	\$23.88
				DA OFFICE	\$238.80
				GENERAL FUND	\$573.12
				RANCHO CORDOVA PD	\$1,433.36
				SACRAMENTO CO SO	\$118.84
07352	SPD-07253583	\$1,361.50	6/13/2008		
				CDA A	\$13.62
				DA OFFICE	\$136.15
				GENERAL FUND	\$326.76
				SACRAMENTO PD	\$884.97
07354	SPD-07307032	\$18,989.50	6/13/2008		
				CDA A	\$189.90
				DA OFFICE	\$1,898.95
				GENERAL FUND	\$4,557.48
				SACRAMENTO PD	\$12,343.17
07355	SPD-07315086	\$4,340.50	6/13/2008		
				CDA A	\$43.41
				DA OFFICE	\$434.05
				GENERAL FUND	\$1,041.72
				SACRAMENTO PD	\$2,821.32
07356	SPD-07338911	\$9,248.00	12/19/2008		
				CDA A	\$92.48
				DA OFFICE	\$924.80
				GENERAL FUND	\$2,219.52





**State of California**  
**ASSET FORFEITURE REPORT - 2008**

*Table 3*

<b>Admin Number</b>	<b>Docket Number</b>	<b>Amount Forfeited</b>	<b>Date Disbursed</b>	<b>Recipient</b>	<b>Amount Disbursed</b>
07357	YO07-140-C	\$382.00	2/15/2008	SACRAMENTO PD	\$6,011.20
				CDA	\$3.82
				DA OFFICE	\$38.20
				GENERAL FUND	\$91.68
				YOLO NARC ENF TEAM	\$248.30
07358	SSD-07-34291	\$5,129.00	2/15/2008	CDA	\$51.29
				DA OFFICE	\$512.90
				GENERAL FUND	\$1,230.96
				SACRAMENTO CO SO	\$3,333.85
07359	SPD-07218766	\$3,638.00	2/15/2008	CDA	\$36.38
				DA OFFICE	\$363.80
				GENERAL FUND	\$873.12
				SACRAMENTO PD	\$2,364.70
07360	CHP-07270025	\$252.40	3/21/2008	CDA	\$2.52
				CHP	\$164.06
				DA OFFICE	\$25.24
				GENERAL FUND	\$60.58
07361	SPD-07220806	\$1,820.00	2/15/2008	CDA	\$18.20
				DA OFFICE	\$182.00
				GENERAL FUND	\$436.80
				SACRAMENTO PD	\$1,183.00
07362	SPD-07221670	\$1,267.00	2/15/2008	CDA	\$12.67
				DA OFFICE	\$126.70
				GENERAL FUND	\$304.08
				SACRAMENTO PD	\$823.55
07364	SPD-07235355	\$917.00	2/15/2008	CDA	\$9.17
				DA OFFICE	\$91.70
				GENERAL FUND	\$220.08
				SACRAMENTO PD	\$596.05
07365	SPD-07225286	\$528.00	2/15/2008	CDA	\$5.28
				DA OFFICE	\$52.80
				GENERAL FUND	\$126.72
				SACRAMENTO PD	\$343.20
07366	SSD-07-37633	\$957.00	2/15/2008	CDA	\$9.57
				DA OFFICE	\$95.70
				GENERAL FUND	\$229.68
				SACRAMENTO CO SO	\$622.05



State of California  
**ASSET FORFEITURE REPORT - 2008**

*Table 3*

Admin Number	Docket Number	Amount Forfeited	Date Disbursed	Recipient	Amount Disbursed
07367	SSD-07-38186	\$375.00	2/15/2008	CDA DA OFFICE GENERAL FUND SACRAMENTO CO SO	\$3.75 \$37.50 \$90.00 \$243.75
07368	SSD-07-38174	\$2,538.00	2/15/2008	CDA DA OFFICE GENERAL FUND SACRAMENTO CO SO	\$25.38 \$253.80 \$609.12 \$1,649.70
07369	SSD-07-38364	\$4,319.50	2/15/2008	CDA DA OFFICE GENERAL FUND SACRAMENTO CO SO	\$43.20 \$431.95 \$1,036.68 \$2,807.67
07370	SSD-07-38382	\$1,277.00	2/15/2008	CDA DA OFFICE GENERAL FUND SACRAMENTO CO SO	\$12.77 \$127.70 \$306.48 \$830.05
07371	SPD-07238523	\$3,145.00	2/15/2008	CDA DA OFFICE GENERAL FUND SACRAMENTO PD	\$31.45 \$314.50 \$754.80 \$2,044.25
07372	SSD-07-39482	\$647.00	2/15/2008	CDA DA OFFICE GENERAL FUND SACRAMENTO CO SO	\$6.47 \$64.70 \$155.28 \$420.55
07373	SSD-07-39769	\$183.00	2/15/2008	CDA DA OFFICE GENERAL FUND SACRAMENTO CO SO	\$1.83 \$18.30 \$43.92 \$118.95
07374	SSD-07-40968	\$413.00	2/15/2008	CDA DA OFFICE GENERAL FUND SACRAMENTO CO SO	\$4.13 \$41.30 \$99.12 \$268.45
07375	SSD-07-41119	\$138.00	2/15/2008	CDA DA OFFICE GENERAL FUND SACRAMENTO CO SO	\$1.38 \$13.80 \$33.12 \$89.70
07376	SSD-07-45513	\$1,413.00	2/15/2008	CDA	\$14.13



State of California  
**ASSET FORFEITURE REPORT - 2008**

*Table 3*

Admin Number	Docket Number	Amount Forfeited	Date Disbursed	Recipient	Amount Disbursed
				DA OFFICE	\$141.30
				GENERAL FUND	\$339.12
				RANCHO CORDOVA PD	\$799.61
				SACRAMENTO CO SO	\$118.84
07377	SSD-07-42241	\$754.00	2/15/2008		
				CDA A	\$7.54
				DA OFFICE	\$75.40
				GENERAL FUND	\$180.96
				SACRAMENTO CO SO	\$490.10
07378	SPD-07263956	\$1,211.00	2/15/2008		
				CDA A	\$12.11
				DA OFFICE	\$121.10
				GENERAL FUND	\$290.64
				SACRAMENTO PD	\$787.15
07379	SSD-07-42908	\$403.00	2/15/2008		
				CDA A	\$4.03
				DA OFFICE	\$40.30
				GENERAL FUND	\$96.72
				SACRAMENTO CO SO	\$261.95
07380	SSD-07-44319	\$1,713.00	2/15/2008		
				CDA A	\$17.13
				DA OFFICE	\$171.30
				GENERAL FUND	\$411.12
				SACRAMENTO CO SO	\$1,113.45
07381	SSD-07-43234	\$1,668.00	6/13/2008		
				CDA A	\$16.68
				DA OFFICE	\$166.80
				GENERAL FUND	\$400.32
				SACRAMENTO CO SO	\$1,084.20
07382	SPD-07270494	\$2,899.00	2/15/2008		
				CDA A	\$28.99
				DA OFFICE	\$289.90
				GENERAL FUND	\$695.76
				SACRAMENTO PD	\$1,884.35
07383	SSD-07-43207	\$588.00	2/15/2008		
				CDA A	\$5.88
				DA OFFICE	\$58.80
				GENERAL FUND	\$141.12
				SACRAMENTO CO SO	\$382.20
07384	SSD-07-43304	\$19,287.25	5/9/2008		
				CDA A	\$192.87
				DA OFFICE	\$1,928.73
				GENERAL FUND	\$4,628.94
				SACRAMENTO CO SO	\$12,536.71
07385	SSD-07-43732	\$658.00	2/15/2008		
				CDA A	\$6.58
				DA OFFICE	\$65.80



State of California  
**ASSET FORFEITURE REPORT - 2008**

*Table 3*

Admin Number	Docket Number	Amount Forfeited	Date Disbursed	Recipient	Amount Disbursed
				GENERAL FUND	\$157.92
				SACRAMENTO CO SO	\$427.70
07386	SSD-07-26938	\$1,068.00	2/15/2008		
				CDA A	\$10.68
				DA OFFICE	\$106.80
				GENERAL FUND	\$256.32
				SACRAMENTO CO SO	\$694.20
07387	SPD-07305994	\$3,083.51	8/14/2008		
				CDA A	\$30.84
				DA OFFICE	\$308.35
				GENERAL FUND	\$740.04
				SACRAMENTO PD	\$2,004.28
07390	EGP-07-10655	\$17,963.16	9/12/2008		
				CDA A	\$179.64
				CHP-VALLEY DIV	\$1,167.60
				DA OFFICE	\$1,796.31
				ELK GROVE PD	\$10,508.45
				GENERAL FUND	\$4,311.16
07392	EGP-07-10655	\$6,182.98	3/21/2008		
				CDA A	\$61.83
				CHP-VALLEY DIV	\$401.89
				DA OFFICE	\$618.30
				ELK GROVE PD	\$3,617.04
				GENERAL FUND	\$1,483.92
07396	EGP-07-10655	\$222.76	3/21/2008		
				CDA A	\$2.23
				CHP-VALLEY DIV	\$14.48
				DA OFFICE	\$22.28
				ELK GROVE PD	\$130.31
				GENERAL FUND	\$53.46
07397	EGP-07-10655	\$1,042.81	3/21/2008		
				CDA A	\$10.43
				CHP-VALLEY DIV	\$67.78
				DA OFFICE	\$104.28
				ELK GROVE PD	\$610.05
				GENERAL FUND	\$250.27
07398	EGP-07-10655	\$24,846.03	3/21/2008		
				CDA A	\$248.46
				CHP-VALLEY DIV	\$1,614.99
				DA OFFICE	\$2,484.60
				ELK GROVE PD	\$14,534.93
				GENERAL FUND	\$5,963.05
07399	EGP-07-10655	\$1,848.90	8/14/2008		
				CDA A	\$18.49
				CHP-VALLEY DIV	\$120.18
				DA OFFICE	\$184.89
				ELK GROVE PD	\$1,081.61



State of California  
**ASSET FORFEITURE REPORT - 2008**

*Table 3*

Admin Number	Docket Number	Amount Forfeited	Date Disbursed	Recipient	Amount Disbursed
07401	SSD-07-48577	\$1,102.30	8/14/2008	GENERAL FUND	\$443.73
				CDA A	\$11.02
				DA OFFICE	\$110.23
				GENERAL FUND	\$264.55
				SACRAMENTO CO SO	\$716.50
07402	SSD-0750777	\$976.00	12/19/2008	SAC CO DIV REV RECOVERY	\$976.00
07403	SSD-0753796	\$1,075.63	3/21/2008	CA FRANCHISE TAX BOARD	\$1,057.63
				CDA A	\$0.18
				DA OFFICE	\$1.80
				GENERAL FUND	\$4.32
				SACRAMENTO CO SO	\$11.70
07404	SSD-0757161	\$778.00	8/14/2008	CDA A	\$7.78
				DA OFFICE	\$77.80
				GENERAL FUND	\$186.72
				SACRAMENTO CO SO	\$505.70
07405	SSD-0757868	\$1,226.00	3/21/2008	CDA A	\$12.26
				DA OFFICE	\$122.60
				GENERAL FUND	\$294.24
				SACRAMENTO CO SO	\$796.90
07406	ASSIST52620	\$399.00	3/21/2008	CDA A	\$3.99
				DA OFFICE	\$39.90
				GENERAL FUND	\$95.76
				SACRAMENTO PD	\$259.35
07407	SPD-07072820	\$1,118.00	3/21/2008	CDA A	\$11.18
				DA OFFICE	\$111.80
				GENERAL FUND	\$268.32
				SACRAMENTO PD	\$726.70
07408	SPD-07169642	\$6,526.25	9/12/2008	CDA A	\$65.26
				DA OFFICE	\$652.63
				GENERAL FUND	\$1,566.30
				SACRAMENTO PD	\$4,242.06
07410	SPD-07278828	\$2,928.00	3/21/2008	CDA A	\$29.28
				DA OFFICE	\$292.80
				GENERAL FUND	\$702.72
				SACRAMENTO PD	\$1,903.20
07411	SPD-07346449	\$5,822.25	10/10/2008	CDA A	\$58.22
				DA OFFICE	\$582.23



State of California  
**ASSET FORFEITURE REPORT - 2008**

*Table 3*

Admin Number	Docket Number	Amount Forfeited	Date Disbursed	Recipient	Amount Disbursed
				GENERAL FUND	\$1,397.34
				SACRAMENTO CO SO	\$3,784.46
07412	SPD-07183484	\$458.00	3/21/2008		
				CDA A	\$4.58
				DA OFFICE	\$45.80
				GENERAL FUND	\$109.92
				SACRAMENTO PD	\$297.70
07413	SSD-07-61321	\$2,562.90	3/21/2008		
				CDA A	\$25.63
				DA OFFICE	\$256.29
				GENERAL FUND	\$615.10
				SACRAMENTO CO SO	\$1,665.88
07414	SSD-07-42475	\$867.00	3/21/2008		
				CDA A	\$8.67
				DA OFFICE	\$86.70
				GENERAL FUND	\$208.08
				SACRAMENTO CO SO	\$563.55
07415	SPD-07277261	\$1,094.00	3/21/2008		
				CDA A	\$10.94
				DA OFFICE	\$109.40
				GENERAL FUND	\$262.56
				SACRAMENTO PD	\$711.10
07416	SPD-07277822	\$888.00	3/21/2008		
				CDA A	\$8.88
				DA OFFICE	\$88.80
				GENERAL FUND	\$213.12
				SACRAMENTO PD	\$577.20
07417	SSD-07-45211	\$281.00	3/21/2008		
				CDA A	\$2.81
				DA OFFICE	\$28.10
				GENERAL FUND	\$67.44
				SACRAMENTO CO SO	\$182.65
07418	SSD-0745337	\$114.00	3/21/2008		
				CDA A	\$1.14
				DA OFFICE	\$11.40
				GENERAL FUND	\$27.36
				SACRAMENTO CO SO	\$74.10
07419	SSD-07-45550	\$753.00	3/21/2008		
				CDA A	\$7.53
				DA OFFICE	\$75.30
				GENERAL FUND	\$180.72
				RANCHO CORDOVA PD	\$370.61
				SACRAMENTO CO SO	\$118.84
07420	SSD-07-46341	\$1,431.00	3/21/2008		
				CDA A	\$14.31
				DA OFFICE	\$143.10
				GENERAL FUND	\$343.44



State of California  
**ASSET FORFEITURE REPORT - 2008**

*Table 3*

Admin Number	Docket Number	Amount Forfeited	Date Disbursed	Recipient	Amount Disbursed
07421	SSD-0746559	\$618.00	3/21/2008	SACRAMENTO CO SO	\$930.15
				CDA	\$6.18
				DA OFFICE	\$61.80
				GENERAL FUND	\$148.32
				SACRAMENTO CO SO	\$401.70
07423	BNE-07-00049	\$3,158.00	3/21/2008	CA DOJ-BNE SACRAMENTO	\$2,052.70
				CDA	\$31.58
				DA OFFICE	\$315.80
				GENERAL FUND	\$757.92
07424	SPD-07297187	\$3,396.00	3/21/2008	CDA	\$33.96
				DA OFFICE	\$339.60
				GENERAL FUND	\$815.04
				SACRAMENTO PD	\$2,207.40
07425	BNE-SA07-48	\$2,718.00	4/11/2008	CA DOJ-BNE SACRAMENTO	\$1,766.70
				CDA	\$27.18
				DA OFFICE	\$271.80
				GENERAL FUND	\$652.32
07426	SPD-07297824	\$8,490.00	3/21/2008	CDA	\$84.90
				DA OFFICE	\$849.00
				GENERAL FUND	\$2,037.60
				SACRAMENTO PD	\$5,518.50
07427	EGP-07-10045	\$2,016.00	3/21/2008	CDA	\$20.16
				DA OFFICE	\$201.60
				ELK GROVE PD	\$1,310.40
				GENERAL FUND	\$483.84
07428	SSD-07-47507	\$511.00	3/21/2008	CDA	\$5.11
				DA OFFICE	\$51.10
				GENERAL FUND	\$122.64
				SACRAMENTO CO SO	\$332.15
07429	NHP-53637CB	\$872.00	3/21/2008	CDA	\$8.72
				CHP-NORTH SACRAMENTO	\$566.80
				DA OFFICE	\$87.20
				GENERAL FUND	\$209.28
07430	SPD-07304589	\$2,560.00	3/21/2008	CDA	\$25.60
				DA OFFICE	\$256.00
				GENERAL FUND	\$614.40
				SACRAMENTO PD	\$1,664.00



State of California  
**ASSET FORFEITURE REPORT - 2008**

*Table 3*

Admin Number	Docket Number	Amount Forfeited	Date Disbursed	Recipient	Amount Disbursed
07431	BNE-SA07-53	\$4,118.00	3/21/2008	CA DOJ-BNE SACRAMENTO	\$2,676.70
				CDA A	\$41.18
				DA OFFICE	\$411.80
				GENERAL FUND	\$988.32
07432	BNE-SA07-51	\$7,818.00	3/21/2008	CA DOJ-BNE SACRAMENTO	\$5,081.70
				CDA A	\$78.18
				DA OFFICE	\$781.80
				GENERAL FUND	\$1,876.32
07433	SPD-07305985	\$2,696.00	3/21/2008	CDA A	\$26.96
				DA OFFICE	\$269.60
				GENERAL FUND	\$647.04
				SACRAMENTO PD	\$876.20
				SACRAMENTO PROBATION	\$876.20
07434	SSD-0748480	\$938.00	3/21/2008	CDA A	\$9.38
				DA OFFICE	\$93.80
				GENERAL FUND	\$225.12
				SACRAMENTO CO SO	\$609.70
07435	CHP-0760002	\$1,403.00	3/21/2008	CDA A	\$14.03
				CHP-NORTH SACRAMENTO	\$911.95
				DA OFFICE	\$140.30
				GENERAL FUND	\$336.72
07436	SPD-07314872	\$515.00	3/21/2008	CDA A	\$5.15
				DA OFFICE	\$51.50
				GENERAL FUND	\$123.60
				SACRAMENTO PD	\$334.75
07437	EGP-07-10424	\$338.00	3/21/2008	CDA A	\$3.38
				DA OFFICE	\$33.80
				ELK GROVE PD	\$219.70
				GENERAL FUND	\$81.12
07438	SSD-07-49939	\$583.00	3/21/2008	CDA A	\$5.83
				DA OFFICE	\$58.30
				GENERAL FUND	\$139.92
				SACRAMENTO CO SO	\$378.95
07439	SSD-07-49870	\$1,100.00	3/21/2008	CDA A	\$11.00
				DA OFFICE	\$110.00
				GENERAL FUND	\$264.00
				RANCHO CORDOVA PD	\$596.16
				SACRAMENTO CO SO	\$118.84





State of California  
**ASSET FORFEITURE REPORT - 2008**

*Table 3*

Admin Number	Docket Number	Amount Forfeited	Date Disbursed	Recipient	Amount Disbursed
07440	SPD-07315458	\$2,623.00	3/21/2008	CDA DA OFFICE GENERAL FUND SACRAMENTO PD	\$26.23 \$262.30 \$629.52 \$1,704.95
07441	BNE-SA07-55	\$9,468.00	3/21/2008	CA DOJ-BNE SACRAMENTO CDA DA OFFICE GENERAL FUND	\$6,154.20 \$94.68 \$946.80 \$2,272.32
07442	SSD-07-49947	\$780.00	3/21/2008	CDA DA OFFICE GENERAL FUND SACRAMENTO CO SO	\$7.80 \$78.00 \$187.20 \$507.00
07444	SSD-07-49983	\$745.52	5/9/2008	SAC CO DIV REV RECOVERY	\$745.52
07445	EGP-07-10607	\$14,645.67	3/21/2008	CDA DA OFFICE ELK GROVE PD GENERAL FUND	\$146.46 \$1,464.57 \$9,519.68 \$3,514.96
07446	EGP-07-10655	\$5,967.02	3/21/2008	CDA CHP-VALLEY DIV DA OFFICE ELK GROVE PD GENERAL FUND	\$59.67 \$387.86 \$596.70 \$3,490.71 \$1,432.08
07447	SSD-07-51163	\$356.00	3/21/2008	CDA DA OFFICE GENERAL FUND SACRAMENTO CO SO	\$3.56 \$35.60 \$85.44 \$231.40
07448	SPD-07330378	\$1,428.00	4/11/2008	CDA DA OFFICE GENERAL FUND SACRAMENTO PD	\$14.28 \$142.80 \$342.72 \$928.20
07449	SSD-07-52897	\$681.00	4/11/2008	CDA DA OFFICE GENERAL FUND SACRAMENTO CO SO	\$6.81 \$68.10 \$163.44 \$442.65
07450	EGP-07011180	\$595.00	4/11/2008	CDA DA OFFICE ELK GROVE PD	\$5.95 \$59.50 \$386.75



State of California  
**ASSET FORFEITURE REPORT - 2008**

*Table 3*

Admin Number	Docket Number	Amount Forfeited	Date Disbursed	Recipient	Amount Disbursed
07451	CHP-0711750	\$448.00	4/11/2008	GENERAL FUND	\$142.80
				CDA A	\$4.48
				CITRUS HEIGHTS PD	\$291.20
				DA OFFICE	\$44.80
				GENERAL FUND	\$107.52
07452	BNE-0700058	\$16,718.00	4/11/2008	CA DOJ-BNE SACRAMENTO	\$10,866.70
				CDA A	\$167.18
				DA OFFICE	\$1,671.80
				GENERAL FUND	\$4,012.32
07453	SSD-0754703	\$356.00	4/11/2008	CDA A	\$3.56
				DA OFFICE	\$35.60
				GENERAL FUND	\$85.44
				SACRAMENTO CO SO	\$118.84
				SACRAMENTO PROBATION	\$112.56
07454	SSD-0755621	\$1,899.00	4/11/2008	CDA A	\$18.99
				DA OFFICE	\$189.90
				GENERAL FUND	\$455.76
				SACRAMENTO CO SO	\$1,234.35
07455	SPD-07353242	\$2,446.00	8/14/2008	CDA A	\$24.46
				DA OFFICE	\$244.60
				GENERAL FUND	\$587.04
				SACRAMENTO PD	\$1,589.90
07456	SSD-07-56276	\$2,268.00	4/11/2008	CDA A	\$22.68
				DA OFFICE	\$226.80
				GENERAL FUND	\$544.32
				SACRAMENTO CO SO	\$1,474.20
07458	DPD-07357046	\$1,305.00	4/11/2008	CDA A	\$13.05
				DA OFFICE	\$130.50
				GENERAL FUND	\$313.20
				SACRAMENTO PD	\$848.25
07459	CHP-07-12335	\$2,721.00	4/11/2008	CDA A	\$27.21
				CITRUS HEIGHTS PD	\$1,768.65
				DA OFFICE	\$272.10
				GENERAL FUND	\$653.04
08001	YNT-07-217	\$3,168.00	4/11/2008	CDA A	\$31.68
				DA OFFICE	\$316.80
				GENERAL FUND	\$760.32
				YOLO NARC ENF TEAM	\$2,059.20



State of California  
**ASSET FORFEITURE REPORT - 2008**

*Table 3*

Admin Number	Docket Number	Amount Forfeited	Date Disbursed	Recipient	Amount Disbursed
08003	SPD-0757920	\$602.00	4/11/2008	CDA DA OFFICE GENERAL FUND SACRAMENTO CO SO	\$6.02 \$60.20 \$144.48 \$391.30
08004	SSD-07-58128	\$4,918.00	4/11/2008	CDA DA OFFICE GENERAL FUND SACRAMENTO CO SO	\$49.18 \$491.80 \$1,180.32 \$3,196.70
08005	SSD-0758153	\$419.00	4/11/2008	CDA DA OFFICE GENERAL FUND RANCHO CORDOVA PD SACRAMENTO CO SO	\$4.19 \$41.90 \$100.56 \$153.51 \$118.84
08006	SSD-0758883	\$1,534.00	4/11/2008	CDA DA OFFICE GENERAL FUND SACRAMENTO CO SO	\$15.34 \$153.40 \$368.16 \$997.10
08007	SSD-0759878	\$308.00	4/11/2008	CDA DA OFFICE GENERAL FUND SACRAMENTO CO SO	\$3.08 \$30.80 \$73.92 \$200.20
08008	SSD-07280947	\$1,988.00	4/11/2008	CDA DA OFFICE GENERAL FUND SACRAMENTO PD	\$19.88 \$198.80 \$477.12 \$1,292.20
08009	SSD-0759759	\$7,510.50	8/14/2008	CDA DA OFFICE GENERAL FUND SACRAMENTO CO SO	\$75.11 \$751.05 \$1,802.52 \$4,881.82
08010	SSD-0759848	\$568.00	4/11/2008	CDA DA OFFICE GENERAL FUND SACRAMENTO CO SO	\$5.68 \$56.80 \$136.32 \$369.20
08011	SSD-0759606	\$753.00	4/11/2008	CDA DA OFFICE GENERAL FUND RANCHO CORDOVA PD SACRAMENTO CO SO	\$7.53 \$75.30 \$180.72 \$370.61 \$118.84



State of California  
**ASSET FORFEITURE REPORT - 2008**

*Table 3*

Admin Number	Docket Number	Amount Forfeited	Date Disbursed	Recipient	Amount Disbursed
08012	SSD-0760914	\$2,028.00	4/11/2008	CDA DA OFFICE GENERAL FUND SACRAMENTO CO SO	\$20.28 \$202.80 \$486.72 \$1,318.20
08013	SPD-07390093	\$1,945.50	7/11/2008	CDA DA OFFICE GENERAL FUND SACRAMENTO PD	\$19.46 \$194.55 \$466.92 \$1,264.57
08014	SIU-07-104	\$12,624.00	4/11/2008	CDA DA OFFICE GENERAL FUND PLACER CO SIU	\$126.24 \$1,262.40 \$3,029.76 \$8,205.60
08015	SSD-0765436	\$20.00	4/11/2008	CDA DA OFFICE GENERAL FUND SACRAMENTO CO SO	\$0.20 \$2.00 \$4.80 \$13.00
08016	SSD-0759359	\$2,165.00	8/14/2008	CDA DA OFFICE GENERAL FUND SACRAMENTO CO SO	\$21.65 \$216.50 \$519.60 \$1,407.25
08018	SSD-0765522	\$70.00	4/11/2008	CDA DA OFFICE GENERAL FUND SACRAMENTO CO SO	\$0.70 \$7.00 \$16.80 \$45.50
08019	SSD-0759770	\$743.00	5/9/2008	CDA DA OFFICE GENERAL FUND SACRAMENTO CO SO	\$7.43 \$74.30 \$178.32 \$482.95
08020	SIU-07-221	\$5,490.00	4/11/2008	CDA DA OFFICE GENERAL FUND YOLO NARC ENF TEAM	\$54.90 \$549.00 \$1,317.60 \$3,568.50
08021	SIU-07-250	\$901.00	4/11/2008	CDA DA OFFICE GENERAL FUND YOLO NARC ENF TEAM	\$9.01 \$90.10 \$216.24 \$585.65
08024	SPD-07332891	\$1,681.00	4/11/2008	CDA	\$16.81



State of California  
**ASSET FORFEITURE REPORT - 2008**

*Table 3*

Admin Number	Docket Number	Amount Forfeited	Date Disbursed	Recipient	Amount Disbursed
				DA OFFICE	\$168.10
				GENERAL FUND	\$403.44
				SACRAMENTO PD	\$1,092.65
08025	SPD-07404015	\$672.95	4/11/2008		
				CDA A	\$6.73
				DA OFFICE	\$67.30
				GENERAL FUND	\$161.51
				SACRAMENTO PD	\$437.41
08026	SPD-07366906	\$238.00	4/11/2008		
				CDA A	\$2.38
				DA OFFICE	\$23.80
				GENERAL FUND	\$57.12
				SACRAMENTO PD	\$154.70
08027	SPD-07301566	\$397.06	4/11/2008		
				CDA A	\$3.97
				DA OFFICE	\$39.71
				GENERAL FUND	\$95.29
				SACRAMENTO PD	\$258.09
08030	BNE-SA07-54	\$4,418.00	4/11/2008		
				CA DOJ-BNE SACRAMENTO	\$2,871.70
				CDA A	\$44.18
				DA OFFICE	\$441.80
				GENERAL FUND	\$1,060.32
08031	EGP-07-13699	\$5,769.36	4/11/2008		
				CDA A	\$57.69
				DA OFFICE	\$576.94
				ELK GROVE PD	\$3,750.08
				GENERAL FUND	\$1,384.65
08033	EGP-07-13699	\$4,511.50	4/11/2008		
				CDA A	\$45.12
				DA OFFICE	\$451.15
				ELK GROVE PD	\$2,932.47
				GENERAL FUND	\$1,082.76
08034	EGP-07-14148	\$793.00	4/11/2008		
				CDA A	\$7.93
				DA OFFICE	\$79.30
				ELK GROVE PD	\$515.45
				GENERAL FUND	\$190.32
08036	SPD-06-90878	\$397.90	4/11/2008		
				CDA A	\$3.98
				DA OFFICE	\$39.79
				GENERAL FUND	\$95.50
				SACRAMENTO PD	\$258.63
08040	SPD-07371901	\$1,838.67	4/11/2008		
				CDA A	\$18.39
				DA OFFICE	\$183.87
				GENERAL FUND	\$441.28



State of California  
**ASSET FORFEITURE REPORT - 2008**

*Table 3*

Admin Number	Docket Number	Amount Forfeited	Date Disbursed	Recipient	Amount Disbursed
08043	SSD-07-65065	\$1,068.00	4/11/2008	SACRAMENTO PD	\$1,195.13
				CDA A	\$10.68
				DA OFFICE	\$106.80
				GENERAL FUND	\$256.32
				SACRAMENTO CO SO	\$694.20
08044	SSD-07-66867	\$623.00	4/11/2008		
				CDA A	\$6.23
				DA OFFICE	\$62.30
				GENERAL FUND	\$149.52
				SACRAMENTO CO SO	\$404.95
08045	YO07-250-C	\$901.00	4/11/2008		
				CDA A	\$9.01
				DA OFFICE	\$90.10
				GENERAL FUND	\$216.24
				YOLO NARC ENF TEAM	\$585.65
08046	SPD-07419021	\$1,258.00	5/9/2008		
				CDA A	\$12.58
				DA OFFICE	\$125.80
				GENERAL FUND	\$301.92
				SACRAMENTO PD	\$408.85
				SACRAMENTO PROBATION	\$408.85
08047	GPD-08-245	\$378.00	4/11/2008		
				CDA A	\$3.78
				DA OFFICE	\$37.80
				GALT PD	\$245.70
				GENERAL FUND	\$90.72
08048	YO07-239-WS	\$24,493.00	9/12/2008		
				CDA A	\$244.93
				DA OFFICE	\$2,449.30
				GENERAL FUND	\$5,878.32
				YOLO NARC ENF TEAM	\$15,920.45
08049	SPD-07419753	\$2,696.00	4/11/2008		
				CDA A	\$26.96
				DA OFFICE	\$269.60
				GENERAL FUND	\$647.04
				SACRAMENTO PD	\$1,752.40
08050	SPD-07421190	\$4,096.00	4/11/2008		
				CDA A	\$40.96
				DA OFFICE	\$409.60
				GENERAL FUND	\$983.04
				SACRAMENTO PD	\$2,662.40
08051	SPD-07422531	\$5,396.00	4/11/2008		
				CDA A	\$53.96
				DA OFFICE	\$539.60
				GENERAL FUND	\$1,295.04
				SACRAMENTO PD	\$3,507.40



State of California  
**ASSET FORFEITURE REPORT - 2008**

*Table 3*

<b>Admin Number</b>	<b>Docket Number</b>	<b>Amount Forfeited</b>	<b>Date Disbursed</b>	<b>Recipient</b>	<b>Amount Disbursed</b>
08052	SPD-07428765	\$2,105.00	4/11/2008	CDA DA OFFICE GENERAL FUND SACRAMENTO PD	\$21.05 \$210.50 \$505.20 \$1,368.25
08053	SPD-07429192	\$4,597.00	9/12/2008	CDA DA OFFICE GENERAL FUND SACRAMENTO PD	\$45.97 \$459.70 \$1,103.28 \$2,988.05
08054	SPD-07438908	\$451.00	4/11/2008	CDA DA OFFICE GENERAL FUND SACRAMENTO PD	\$4.51 \$45.10 \$108.24 \$293.15
08055	SPD-08-11884	\$544.00	4/11/2008	CDA DA OFFICE GENERAL FUND SACRAMENTO PD	\$5.44 \$54.40 \$130.56 \$353.60
08056	SSD-07-53157	\$1,061.00	5/9/2008	CDA DA OFFICE GENERAL FUND SACRAMENTO CO SO	\$10.61 \$106.10 \$254.64 \$689.65
08057	SSD-07-61866	\$620.00	5/9/2008	CDA DA OFFICE GENERAL FUND SACRAMENTO CO SO	\$6.20 \$62.00 \$148.80 \$403.00
08058	SSD-07-62548	\$618.00	5/9/2008	CDA DA OFFICE GENERAL FUND SACRAMENTO CO SO	\$6.18 \$61.80 \$148.32 \$401.70
08059	SSD-07-66140	\$1,453.00	5/9/2008	CDA DA OFFICE GENERAL FUND SACRAMENTO CO SO	\$14.53 \$145.30 \$348.72 \$944.45
08063	SSD-08-410	\$3,234.00	5/9/2008	CDA DA OFFICE GENERAL FUND SACRAMENTO CO SO	\$32.34 \$323.40 \$776.16 \$2,102.10
08064	NHP-58307CB	\$404.00	5/9/2008	CDA	\$4.04



State of California  
**ASSET FORFEITURE REPORT - 2008**

*Table 3*

Admin Number	Docket Number	Amount Forfeited	Date Disbursed	Recipient	Amount Disbursed
				CHP-NORTH SACRAMENTO	\$262.60
				DA OFFICE	\$40.40
				GENERAL FUND	\$96.96
08068	SPD-07-51277	\$401.00	5/9/2008		
				CDA A	\$4.01
				DA OFFICE	\$40.10
				GENERAL FUND	\$96.24
				SACRAMENTO PD	\$260.65
08069	SPD-07302677	\$537.00	5/9/2008		
				CDA A	\$5.37
				DA OFFICE	\$53.70
				GENERAL FUND	\$128.88
				SACRAMENTO PD	\$349.05
08073	GPD-08-284	\$536.00	7/11/2008		
				SAC CO DIV REV RECOVERY	\$536.00
08074	SSD-07-59110	\$708.00	5/9/2008		
				CDA A	\$7.08
				DA OFFICE	\$70.80
				GENERAL FUND	\$169.92
				SACRAMENTO CO SO	\$460.20
08076	SSD-07-61040	\$699.00	5/9/2008		
				CDA A	\$6.99
				DA OFFICE	\$69.90
				GENERAL FUND	\$167.76
				SACRAMENTO CO SO	\$454.35
08077	SPD-07383652	\$1,311.00	5/9/2008		
				CDA A	\$13.11
				DA OFFICE	\$131.10
				GENERAL FUND	\$314.64
				SACRAMENTO PD	\$852.15
08078	SSD-07-65184	\$2,029.00	5/9/2008		
				CDA A	\$20.29
				DA OFFICE	\$202.90
				GENERAL FUND	\$486.96
				SACRAMENTO CO SO	\$1,318.85
08079	SSD-07-66604	\$1,509.00	5/9/2008		
				CDA A	\$15.09
				DA OFFICE	\$150.90
				GENERAL FUND	\$362.16
				SACRAMENTO CO SO	\$118.84
				SACRAMENTO PROBATION	\$862.01
08080	SSD-07-66341	\$858.00	5/9/2008		
				CDA A	\$8.58
				DA OFFICE	\$85.80
				GENERAL FUND	\$205.92
				SACRAMENTO CO SO	\$557.70





State of California  
**ASSET FORFEITURE REPORT - 2008**

*Table 3*

Admin Number	Docket Number	Amount Forfeited	Date Disbursed	Recipient	Amount Disbursed
08081	SPD-07282319	\$262.00	5/9/2008	CDA DA OFFICE GENERAL FUND SACRAMENTO PD	\$2.62 \$26.20 \$62.88 \$170.30
08082	SPD-07314897	\$426.00	5/9/2008	CDA DA OFFICE GENERAL FUND SACRAMENTO PD	\$4.26 \$42.60 \$102.24 \$276.90
08083	SPD-07320654	\$1,000.00	5/9/2008	CDA DA OFFICE GENERAL FUND SACRAMENTO PD	\$10.00 \$100.00 \$240.00 \$650.00
08084	SSD-07-53700	\$625.00	6/13/2008	SAC CO DIV REV RECOVERY	\$625.00
08085	SSD-07-68920	\$16,996.00	8/14/2008	CDA DA OFFICE GENERAL FUND SACRAMENTO CO SO	\$169.96 \$1,699.60 \$4,079.04 \$11,047.40
08086	SSD-07-73206	\$2,346.00	5/9/2008	CDA DA OFFICE GENERAL FUND SACRAMENTO CO SO	\$23.46 \$234.60 \$563.04 \$1,524.90
08087	SPD-07395220	\$1,413.00	5/9/2008	CDA DA OFFICE GENERAL FUND SACRAMENTO PD	\$14.13 \$141.30 \$339.12 \$918.45
08090	SSD-08-2072	\$1,032.00	5/9/2008	CDA DA OFFICE GENERAL FUND RANCHO CORDOVA PD SACRAMENTO CO SO	\$10.32 \$103.20 \$247.68 \$551.96 \$118.84
08091	SPD-08-19886	\$2,172.00	5/9/2008	CDA DA OFFICE GENERAL FUND SACRAMENTO PD	\$21.72 \$217.20 \$521.28 \$1,411.80
08092	SSD-08-8862	\$1,070.00	4/11/2008	SAC CO DIV REV RECOVERY	\$1,070.00
08093	SSD-07-66617	\$2,165.00	6/13/2008	CDA	\$21.65



State of California  
**ASSET FORFEITURE REPORT - 2008**

*Table 3*

Admin Number	Docket Number	Amount Forfeited	Date Disbursed	Recipient	Amount Disbursed
				DA OFFICE	\$216.50
				GENERAL FUND	\$519.60
				RANCHO CORDOVA PD	\$1,288.41
				SACRAMENTO CO SO	\$118.84
08095	SSD-08-4052	\$680.71	6/13/2008		
				CDA A	\$6.81
				DA OFFICE	\$68.07
				GENERAL FUND	\$163.37
				SACRAMENTO CO SO	\$442.46
08096	SSD-08-4862	\$569.00	6/13/2008		
				CDA A	\$5.69
				DA OFFICE	\$56.90
				GENERAL FUND	\$136.56
				SACRAMENTO CO SO	\$369.85
08097	SSD-07-65025	\$609.00	6/13/2008		
				CDA A	\$6.09
				DA OFFICE	\$60.90
				GENERAL FUND	\$146.16
				SACRAMENTO CO SO	\$395.85
08098	SPD-08-19886	\$588.00	6/13/2008		
				CDA A	\$5.88
				DA OFFICE	\$58.80
				GENERAL FUND	\$141.12
				SACRAMENTO PD	\$382.20
08099	SSD-08-3732	\$14,750.00	6/13/2008		
				CDA A	\$147.50
				DA OFFICE	\$1,475.00
				GENERAL FUND	\$3,540.00
				SACRAMENTO CO SO	\$9,587.50
08100	SSD-07-69847	\$7,787.00	6/13/2008		
				CDA A	\$77.87
				DA OFFICE	\$778.70
				GENERAL FUND	\$1,868.88
				SACRAMENTO CO SO	\$5,061.55
08102	SPD-07425910	\$930.00	6/13/2008		
				CDA A	\$9.30
				DA OFFICE	\$93.00
				GENERAL FUND	\$223.20
				SACRAMENTO PD	\$604.50
08103	SPD-07427685	\$542.00	6/13/2008		
				CDA A	\$5.42
				DA OFFICE	\$54.20
				GENERAL FUND	\$130.08
				SACRAMENTO PD	\$352.30
08104	SSD-08-967	\$4,283.00	6/13/2008		
				CDA A	\$42.83
				DA OFFICE	\$428.30



State of California  
**ASSET FORFEITURE REPORT - 2008**

*Table 3*

Admin Number	Docket Number	Amount Forfeited	Date Disbursed	Recipient	Amount Disbursed
				GENERAL FUND	\$1,027.92
				SACRAMENTO CO SO	\$2,783.95
08105	SPD-08-9763	\$208.00	6/13/2008		
				CDA A	\$2.08
				DA OFFICE	\$20.80
				GENERAL FUND	\$49.92
				SACRAMENTO PD	\$135.20
08106	SSD-08-2129	\$1,484.00	9/12/2008		
				CDA A	\$14.84
				DA OFFICE	\$148.40
				GENERAL FUND	\$356.16
				SACRAMENTO CO SO	\$118.84
				SACRAMENTO PROBATION	\$845.76
08109	YO08-012-HP	\$651.00	6/13/2008		
				CDA A	\$6.51
				DA OFFICE	\$65.10
				GENERAL FUND	\$156.24
				YOLO NARC ENF TEAM	\$423.15
08111	SPD-07382491	\$261.00	6/13/2008		
				CDA A	\$2.61
				DA OFFICE	\$26.10
				GENERAL FUND	\$62.64
				SACRAMENTO PD	\$169.65
08112	SPD-08-49321	\$2,206.00	6/13/2008		
				CDA A	\$22.06
				DA OFFICE	\$220.60
				GENERAL FUND	\$529.44
				SACRAMENTO PD	\$1,433.90
08113	SPD-08-1699	\$1,898.00	6/13/2008		
				CDA A	\$18.98
				DA OFFICE	\$189.80
				GENERAL FUND	\$455.52
				SACRAMENTO PD	\$1,233.70
08114	SSD-08-1938	\$9,065.00	6/13/2008		
				CDA A	\$90.65
				DA OFFICE	\$906.50
				GENERAL FUND	\$2,175.60
				SACRAMENTO CO SO	\$5,892.25
08115	SPD-08-15695	\$295.00	6/13/2008		
				CDA A	\$2.95
				DA OFFICE	\$29.50
				GENERAL FUND	\$70.80
				SACRAMENTO PD	\$191.75
08117	SPD-08-21618	\$280.00	7/11/2008		
				CDA A	\$2.80
				DA OFFICE	\$28.00
				GENERAL FUND	\$67.20



State of California  
**ASSET FORFEITURE REPORT - 2008**

*Table 3*

Admin Number	Docket Number	Amount Forfeited	Date Disbursed	Recipient	Amount Disbursed
08118	SPD-08-25906	\$900.00	7/11/2008	SACRAMENTO PD	\$182.00
				CDA A	\$9.00
				DA OFFICE	\$90.00
				GENERAL FUND	\$216.00
				SACRAMENTO PD	\$585.00
08120	SSD-08-5348	\$821.00	7/11/2008	CDA A	\$8.21
				DA OFFICE	\$82.10
				GENERAL FUND	\$197.04
				SACRAMENTO CO SO	\$533.65
08121	SPD-08-30458	\$424.00	7/11/2008	CDA A	\$4.24
				DA OFFICE	\$42.40
				GENERAL FUND	\$101.76
				SACRAMENTO PD	\$275.60
08122	SSD-08-5728	\$658.00	7/11/2008	CDA A	\$6.58
				DA OFFICE	\$65.80
				GENERAL FUND	\$157.92
				RANCHO CORDOVA PD	\$308.86
				SACRAMENTO CO SO	\$118.84
08123	SPD-08-32180	\$1,070.00	7/11/2008	CDA A	\$10.70
				DA OFFICE	\$107.00
				GENERAL FUND	\$256.80
				SACRAMENTO PD	\$695.50
08124	SPD-08-33076	\$13,661.00	12/19/2008	CDA A	\$136.61
				DA OFFICE	\$1,366.10
				GENERAL FUND	\$3,278.64
				SACRAMENTO PD	\$8,879.65
08126	SPD-08-34171	\$5,258.00	7/11/2008	CDA A	\$52.58
				DA OFFICE	\$525.80
				GENERAL FUND	\$1,261.92
				SACRAMENTO PD	\$3,417.70
08128	SHP-08252022	\$722.00	7/11/2008	CDA A	\$7.22
				CHP-SOUTH SACRAMENTO	\$469.30
				DA OFFICE	\$72.20
				GENERAL FUND	\$173.28
08129	FPD-06-4022	\$4,599.00	7/11/2008	CDA A	\$45.99
				DA OFFICE	\$459.90
				FOLSOM PD	\$2,989.35
				GENERAL FUND	\$1,103.76



State of California  
**ASSET FORFEITURE REPORT - 2008**

*Table 3*

Admin Number	Docket Number	Amount Forfeited	Date Disbursed	Recipient	Amount Disbursed
08130	FPD-07-6477	\$875.35	7/11/2008	CDA DA OFFICE FOLSOM PD GENERAL FUND	\$8.75 \$87.54 \$568.98 \$210.08
08132	EGP-08-749	\$452.00	7/11/2008	CDA DA OFFICE ELK GROVE PD GENERAL FUND	\$4.52 \$45.20 \$293.80 \$108.48
08133	SPD-08-59301	\$708.00	7/11/2008	CDA DA OFFICE GENERAL FUND SACRAMENTO PD	\$7.08 \$70.80 \$169.92 \$460.20
08135	EGP-08-1003	\$1,364.00	7/11/2008	CDA DA OFFICE ELK GROVE PD GENERAL FUND	\$13.64 \$136.40 \$886.60 \$327.36
08136	SPD-08-40953	\$2,107.00	7/11/2008	CDA DA OFFICE GENERAL FUND SACRAMENTO PD	\$21.07 \$210.70 \$505.68 \$1,369.55
08137	SSD-08-8509	\$512.00	7/11/2008	CDA DA OFFICE GENERAL FUND SACRAMENTO CO SO	\$5.12 \$51.20 \$122.88 \$332.80
08139	BNE-SA08-17	\$4,118.00	7/11/2008	CA DOJ-BNE SACRAMENTO CDA DA OFFICE GENERAL FUND	\$2,676.70 \$41.18 \$411.80 \$988.32
08141	SPD-08-57803	\$4,743.00	7/11/2008	CDA DA OFFICE GENERAL FUND SACRAMENTO PD	\$47.43 \$474.30 \$1,138.32 \$3,082.95
08142	BNE-SA08-18	\$3,918.00	7/11/2008	CA DOJ-BNE SACRAMENTO CDA DA OFFICE GENERAL FUND	\$2,546.70 \$39.18 \$391.80 \$940.32
08144	BNE-SA08-20	\$11,038.00	7/11/2008	CA DOJ-BNE SACRAMENTO	\$7,174.70



State of California  
**ASSET FORFEITURE REPORT - 2008**

*Table 3*

Admin Number	Docket Number	Amount Forfeited	Date Disbursed	Recipient	Amount Disbursed
				CDA A	\$110.38
				DA OFFICE	\$1,103.80
				GENERAL FUND	\$2,649.12
08145	SSD-08-11376	\$469.00	7/11/2008		
				CDA A	\$4.69
				DA OFFICE	\$46.90
				GENERAL FUND	\$112.56
				SACRAMENTO CO SO	\$304.85
08146	EGP-08-1662	\$407.00	7/11/2008		
				CDA A	\$4.07
				DA OFFICE	\$40.70
				ELK GROVE PD	\$264.55
				GENERAL FUND	\$97.68
08147	SPD-08-67881	\$1,180.00	7/11/2008		
				CDA A	\$11.80
				DA OFFICE	\$118.00
				GENERAL FUND	\$283.20
				SACRAMENTO PD	\$767.00
08148	SHP-08252039	\$1,178.00	7/11/2008		
				CDA A	\$11.78
				CHP-SOUTH SACRAMENTO	\$765.70
				DA OFFICE	\$117.80
				GENERAL FUND	\$282.72
08149	SHP-08252038	\$3,155.00	7/11/2008		
				CDA A	\$31.55
				CHP-SOUTH SACRAMENTO	\$2,050.75
				DA OFFICE	\$315.50
				GENERAL FUND	\$757.20
08150	BNE-SA08-24	\$16,343.00	7/11/2008		
				CA DOJ-BNE SACRAMENTO	\$10,622.95
				CDA A	\$163.43
				DA OFFICE	\$1,634.30
				GENERAL FUND	\$3,922.32
08151	BNE-SA08-13	\$4,535.00	7/11/2008		
				CA DOJ-BNE SACRAMENTO	\$2,947.75
				CDA A	\$45.35
				DA OFFICE	\$453.50
				GENERAL FUND	\$1,088.40
08153	SPD-03-79895	\$459.00	7/11/2008		
				CDA A	\$4.59
				DA OFFICE	\$45.90
				GENERAL FUND	\$110.16
				SACRAMENTO PD	\$298.35
08154	OCP-05-78	\$7,460.00	7/11/2008		
				CDA A	\$74.60
				CHP	\$4,849.00
				DA OFFICE	\$746.00



State of California  
**ASSET FORFEITURE REPORT - 2008**

*Table 3*

Admin Number	Docket Number	Amount Forfeited	Date Disbursed	Recipient	Amount Disbursed
08155	SPD-05383000	\$708.00	7/11/2008	GENERAL FUND	\$1,790.40
				CDA	\$7.08
				DA OFFICE	\$70.80
				GENERAL FUND	\$169.92
				SACRAMENTO PD	\$460.20
08156	SPD-06305382	\$874.00	7/11/2008	CDA	\$8.74
				DA OFFICE	\$87.40
				GENERAL FUND	\$209.76
				SACRAMENTO PD	\$568.10
08159	SSD-08-19061	\$1,564.08	5/9/2008	SACRAMENTO CO DCSS	\$1,564.08
08160	EGP-07-10655	\$10,303.00	8/14/2008	CDA	\$103.03
				CHP-VALLEY DIV	\$669.69
				DA OFFICE	\$1,030.30
				ELK GROVE PD	\$6,027.26
				GENERAL FUND	\$2,472.72
08163	BNE-SA08-36	\$7,118.00	8/14/2008	CA DOJ-BNE SACRAMENTO	\$4,626.70
				CDA	\$71.18
				DA OFFICE	\$711.80
				GENERAL FUND	\$1,708.32
08167	SPD-07427365	\$368.00	8/14/2008	CDA	\$3.68
				DA OFFICE	\$36.80
				GENERAL FUND	\$88.32
				SACRAMENTO PD	\$239.20
08168	SPD08R706009	\$1,692.00	8/14/2008	CDA	\$16.92
				DA OFFICE	\$169.20
				GENERAL FUND	\$406.08
				SACRAMENTO PD	\$1,099.80
08169	SPD-08-34317	\$416.00	8/14/2008	CDA	\$4.16
				DA OFFICE	\$41.60
				GENERAL FUND	\$99.84
				SACRAMENTO PD	\$270.40
08170	SPD-08-35924	\$254.00	8/14/2008	CDA	\$2.54
				DA OFFICE	\$25.40
				GENERAL FUND	\$60.96
				SACRAMENTO PD	\$165.10
08171	SPD-08-36026	\$871.42	8/14/2008	CDA	\$8.71
				DA OFFICE	\$87.14



State of California  
**ASSET FORFEITURE REPORT - 2008**

*Table 3*

Admin Number	Docket Number	Amount Forfeited	Date Disbursed	Recipient	Amount Disbursed
				GENERAL FUND	\$209.14
				SACRAMENTO PD	\$566.43
08172	SPD-08-52321	\$366.03	8/14/2008		
				CDA A	\$3.66
				DA OFFICE	\$36.60
				GENERAL FUND	\$87.85
				SACRAMENTO PD	\$237.92
08173	SPD-08-61475	\$286.00	8/14/2008		
				CDA A	\$2.86
				DA OFFICE	\$28.60
				GENERAL FUND	\$68.64
				SACRAMENTO PD	\$185.90
08175	SSD-08-11756	\$1,075.00	8/14/2008		
				CDA A	\$10.75
				DA OFFICE	\$107.50
				GENERAL FUND	\$258.00
				SACRAMENTO CO SO	\$698.75
08177	SSD-08-12788	\$275.00	8/14/2008		
				CDA A	\$2.75
				DA OFFICE	\$27.50
				GENERAL FUND	\$66.00
				SACRAMENTO CO SO	\$178.75
08178	SSD-08-12643	\$4,042.00	8/14/2008		
				CDA A	\$40.42
				DA OFFICE	\$404.20
				GENERAL FUND	\$970.08
				SACRAMENTO CO SO	\$2,627.30
08179	SSD-08-13039	\$219.00	8/14/2008		
				CDA A	\$2.19
				DA OFFICE	\$21.90
				GENERAL FUND	\$52.56
				SACRAMENTO CO SO	\$142.35
08180	FPD-08-1242	\$7,509.00	8/14/2008		
				CDA A	\$75.09
				DA OFFICE	\$750.90
				FOLSOM PD	\$4,880.85
				GENERAL FUND	\$1,802.16
08181	SSD-08-13441	\$1,969.00	8/14/2008		
				CDA A	\$19.69
				DA OFFICE	\$196.90
				GENERAL FUND	\$472.56
				SACRAMENTO CO SO	\$1,279.85
08182	SPD-08-78765	\$240.00	8/14/2008		
				CDA A	\$2.40
				DA OFFICE	\$24.00
				GENERAL FUND	\$57.60
				SACRAMENTO PD	\$156.00





State of California  
**ASSET FORFEITURE REPORT - 2008**

*Table 3*

<b>Admin Number</b>	<b>Docket Number</b>	<b>Amount Forfeited</b>	<b>Date Disbursed</b>	<b>Recipient</b>	<b>Amount Disbursed</b>
08183	SPD-08-78059	\$1,103.00	8/14/2008	CDA DA OFFICE GENERAL FUND SACRAMENTO PD	\$11.03 \$110.30 \$264.72 \$716.95
08184	EGP-08-2376	\$2,011.00	8/14/2008	CDA DA OFFICE ELK GROVE PD GENERAL FUND	\$20.11 \$201.10 \$1,307.15 \$482.64
08186	SSD-08-19632	\$838.00	9/12/2008	CDA DA OFFICE GENERAL FUND SACRAMENTO CO SO	\$8.38 \$83.80 \$201.12 \$544.70
08191	SPD-04450140	\$1,577.00	9/12/2008	CDA DA OFFICE GENERAL FUND SACRAMENTO PD	\$15.77 \$157.70 \$378.48 \$1,025.05
08192	SPD-05240211	\$292.00	9/12/2008	CDA DA OFFICE GENERAL FUND SACRAMENTO PD	\$2.92 \$29.20 \$70.08 \$189.80
08193	SSD-07-68752	\$791.00	9/12/2008	CDA DA OFFICE GENERAL FUND SACRAMENTO CO SO	\$7.91 \$79.10 \$189.84 \$514.15
08199	SSD-08-3924	\$1,959.00	9/12/2008	CDA DA OFFICE GENERAL FUND SACRAMENTO CO SO	\$19.59 \$195.90 \$470.16 \$1,273.35
08202	SPD-08-70467	\$439.00	9/12/2008	CDA DA OFFICE GENERAL FUND SACRAMENTO PD	\$4.39 \$43.90 \$105.36 \$285.35
08203	SPD-08-70741	\$418.00	9/12/2008	CDA DA OFFICE GENERAL FUND SACRAMENTO PD	\$4.18 \$41.80 \$100.32 \$271.70
08204	SSD-08-12671	\$358.00	9/12/2008	CDA	\$3.58



State of California  
**ASSET FORFEITURE REPORT - 2008**

*Table 3*

Admin Number	Docket Number	Amount Forfeited	Date Disbursed	Recipient	Amount Disbursed
				DA OFFICE	\$35.80
				GENERAL FUND	\$85.92
				SACRAMENTO CO SO	\$232.70
08205	SPD-08-80035	\$9,273.00	11/21/2008		
				CDA A	\$92.73
				DA OFFICE	\$927.30
				GENERAL FUND	\$2,225.52
				SACRAMENTO PD	\$6,027.45
08206	SPD-08-81432	\$389.93	10/10/2008		
				CDA A	\$3.90
				DA OFFICE	\$38.99
				GENERAL FUND	\$93.58
				SACRAMENTO PD	\$253.46
08207	BNE-SA08-27	\$3,468.00	9/12/2008		
				CA DOJ-BNE SACRAMENTO	\$2,254.20
				CDA A	\$34.68
				DA OFFICE	\$346.80
				GENERAL FUND	\$832.32
08208	SPD-08-87348	\$2,602.00	9/12/2008		
				CDA A	\$26.02
				DA OFFICE	\$260.20
				GENERAL FUND	\$624.48
				SACRAMENTO PD	\$1,691.30
08209	SPD-08-87278	\$924.00	9/12/2008		
				CDA A	\$9.24
				DA OFFICE	\$92.40
				GENERAL FUND	\$221.76
				SACRAMENTO PD	\$600.60
08211	BNE-SA08-30	\$4,918.00	9/12/2008		
				CA DOJ-BNE SACRAMENTO	\$3,196.70
				CDA A	\$49.18
				DA OFFICE	\$491.80
				GENERAL FUND	\$1,180.32
08212	SSD-08-15652	\$3,586.00	9/12/2008		
				CDA A	\$35.86
				DA OFFICE	\$358.60
				GENERAL FUND	\$860.64
				SACRAMENTO CO SO	\$118.84
				SACRAMENTO PROBATION	\$2,212.06
08213	SPD-08-90563	\$308.00	9/12/2008		
				CDA A	\$3.08
				DA OFFICE	\$30.80
				GENERAL FUND	\$73.92
				SACRAMENTO PD	\$200.20
08214	SSD-08-16309	\$535.00	9/12/2008		
				CDA A	\$5.35
				DA OFFICE	\$53.50



State of California  
**ASSET FORFEITURE REPORT - 2008**

*Table 3*

Admin Number	Docket Number	Amount Forfeited	Date Disbursed	Recipient	Amount Disbursed
				GENERAL FUND	\$128.40
				SACRAMENTO CO SO	\$347.75
08215	SSD-08-16518	\$1,255.00	9/12/2008		
				CDA A	\$12.55
				DA OFFICE	\$125.50
				GENERAL FUND	\$301.20
				SACRAMENTO CO SO	\$815.75
08216	SSD-08-17036	\$443.00	9/12/2008		
				CDA A	\$4.43
				DA OFFICE	\$44.30
				GENERAL FUND	\$106.32
				SACRAMENTO CO SO	\$287.95
08217	SSD-08-17688	\$768.00	9/12/2008		
				CDA A	\$7.68
				DA OFFICE	\$76.80
				GENERAL FUND	\$184.32
				SACRAMENTO CO SO	\$499.20
08218	SSD-08-17833	\$404.00	9/12/2008		
				CDA A	\$4.04
				DA OFFICE	\$40.40
				GENERAL FUND	\$96.96
				SACRAMENTO CO SO	\$262.60
08219	SSD-08-18137	\$1,377.00	9/12/2008		
				CDA A	\$13.77
				DA OFFICE	\$137.70
				GENERAL FUND	\$330.48
				SACRAMENTO CO SO	\$895.05
08221	BNE-SA08-35	\$6,718.00	9/12/2008		
				CA DOJ-BNE SACRAMENTO	\$4,366.70
				CDA A	\$67.18
				DA OFFICE	\$671.80
				GENERAL FUND	\$1,612.32
08222	EGP-08-3413	\$1,257.00	9/12/2008		
				CDA A	\$12.57
				DA OFFICE	\$125.70
				ELK GROVE PD	\$817.05
				GENERAL FUND	\$301.68
08223	SSD-08-18465	\$2,368.00	9/12/2008		
				CDA A	\$23.68
				DA OFFICE	\$236.80
				GENERAL FUND	\$568.32
				SACRAMENTO CO SO	\$1,539.20
08224	SSD-08-18772	\$944.00	9/12/2008		
				CDA A	\$9.44
				DA OFFICE	\$94.40
				GENERAL FUND	\$226.56
				SACRAMENTO PD	\$613.60



State of California  
**ASSET FORFEITURE REPORT - 2008**

*Table 3*

<b>Admin Number</b>	<b>Docket Number</b>	<b>Amount Forfeited</b>	<b>Date Disbursed</b>	<b>Recipient</b>	<b>Amount Disbursed</b>
08225	SSD-08-18807	\$1,518.00	9/12/2008	CDA DA OFFICE GENERAL FUND SACRAMENTO CO SO	\$15.18 \$151.80 \$364.32 \$986.70
08226	SPD-08109422	\$439.35	9/12/2008	CDA DA OFFICE GENERAL FUND SACRAMENTO PD	\$4.39 \$43.94 \$105.44 \$285.58
08227	SSD-08-19588	\$564.00	9/12/2008	CDA DA OFFICE GENERAL FUND SACRAMENTO CO SO	\$5.64 \$56.40 \$135.36 \$366.60
08228	BNE-SA08-37	\$2,418.00	10/10/2008	CA DOJ-BNE SACRAMENTO CDA DA OFFICE GENERAL FUND	\$1,571.70 \$24.18 \$241.80 \$580.32
08229	SSD-08-19629	\$1,157.00	10/10/2008	CDA DA OFFICE GENERAL FUND SACRAMENTO CO SO	\$11.57 \$115.70 \$277.68 \$752.05
08230	BNE-SA08-38	\$9,818.00	10/10/2008	CA DOJ-BNE SACRAMENTO CDA DA OFFICE GENERAL FUND	\$6,381.70 \$98.18 \$981.80 \$2,356.32
08231	SSD-08-19836	\$242.00	10/10/2008	CDA DA OFFICE GENERAL FUND SACRAMENTO CO SO	\$2.42 \$24.20 \$58.08 \$157.30
08232	SHP-08252068	\$1,438.00	10/10/2008	CDA CHP-SOUTH SACRAMENTO DA OFFICE GENERAL FUND	\$14.38 \$934.70 \$143.80 \$345.12
08233	SSD-08-20206	\$5,276.00	10/10/2008	CDA DA OFFICE GENERAL FUND SACRAMENTO CO SO	\$52.76 \$527.60 \$1,266.24 \$3,429.40
08234	EGP-08-3817	\$4,368.00	10/10/2008	CDA	\$43.68



State of California  
**ASSET FORFEITURE REPORT - 2008**

*Table 3*

Admin Number	Docket Number	Amount Forfeited	Date Disbursed	Recipient	Amount Disbursed
				DA OFFICE	\$436.80
				ELK GROVE PD	\$2,839.20
				GENERAL FUND	\$1,048.32
08235	BNE-SA08-42	\$6,918.00	10/10/2008		
				CA DOJ-BNE SACRAMENTO	\$4,496.70
				CDA A	\$69.18
				DA OFFICE	\$691.80
				GENERAL FUND	\$1,660.32
08236	SPD-08120754	\$581.00	10/10/2008		
				CDA A	\$5.81
				DA OFFICE	\$58.10
				GENERAL FUND	\$139.44
				SACRAMENTO PD	\$377.65
08237	BNE-SA08-44	\$8,418.00	10/10/2008		
				CA DOJ-BNE SACRAMENTO	\$5,471.70
				CDA A	\$84.18
				DA OFFICE	\$841.80
				GENERAL FUND	\$2,020.32
08240	EGP-08-4203	\$4,468.00	10/10/2008		
				CDA A	\$44.68
				DA OFFICE	\$446.80
				ELK GROVE PD	\$2,904.20
				GENERAL FUND	\$1,072.32
08241	SSD-08-22337	\$450.00	10/10/2008		
				CDA A	\$4.50
				DA OFFICE	\$45.00
				GENERAL FUND	\$108.00
				SACRAMENTO CO SO	\$292.50
08242	SPD-08130240	\$2,754.00	10/10/2008		
				CDA A	\$27.54
				DA OFFICE	\$275.40
				GENERAL FUND	\$660.96
				SACRAMENTO PD	\$1,790.10
08243	SSD-08-23305	\$678.00	10/10/2008		
				CDA A	\$6.78
				DA OFFICE	\$67.80
				GENERAL FUND	\$162.72
				SACRAMENTO CO SO	\$440.70
08244	SSD-08-23749	\$518.00	10/10/2008		
				CDA A	\$5.18
				DA OFFICE	\$51.80
				GENERAL FUND	\$124.32
				SACRAMENTO CO SO	\$336.70
08246	SSD-08-24131	\$1,218.00	10/10/2008		
				CDA A	\$12.18
				DA OFFICE	\$121.80
				GENERAL FUND	\$292.32



State of California  
**ASSET FORFEITURE REPORT - 2008**

*Table 3*

Admin Number	Docket Number	Amount Forfeited	Date Disbursed	Recipient	Amount Disbursed
08247	SSD-08-24840	\$278.00	10/10/2008	SACRAMENTO CO SO	\$791.70
				CDA A	\$2.78
				DA OFFICE	\$27.80
				GENERAL FUND	\$66.72
08251	SSD-08-25811	\$2,083.00	10/10/2008	SACRAMENTO CO SO	\$180.70
				CDA A	\$20.83
				DA OFFICE	\$208.30
				GENERAL FUND	\$499.92
08252	SSD-08-26625	\$573.00	10/10/2008	SACRAMENTO CO SO	\$1,353.95
				CDA A	\$5.73
				DA OFFICE	\$57.30
				GENERAL FUND	\$137.52
08253	SSD-08-26679	\$1,288.00	10/10/2008	SACRAMENTO CO SO	\$372.45
				CDA A	\$12.88
				DA OFFICE	\$128.80
				GENERAL FUND	\$309.12
08254	SSD-08-27421	\$1,704.00	10/10/2008	SACRAMENTO CO SO	\$837.20
				CDA A	\$17.04
				DA OFFICE	\$170.40
				GENERAL FUND	\$408.96
08255	SSD-08-27664	\$666.00	10/10/2008	SACRAMENTO CO SO	\$1,107.60
				CDA A	\$6.66
				DA OFFICE	\$66.60
				GENERAL FUND	\$159.84
08256	SSD-08-28131	\$1,746.00	10/10/2008	SACRAMENTO CO SO	\$432.90
				CDA A	\$17.46
				DA OFFICE	\$174.60
				GENERAL FUND	\$419.04
08261	SSD-08-30758	\$3,738.00	10/10/2008	SACRAMENTO CO SO	\$1,134.90
				CDA A	\$37.38
				DA OFFICE	\$373.80
				GENERAL FUND	\$897.12
08263	SPD-05277158	\$599.00	10/10/2008	SACRAMENTO CO SO	\$2,429.70
				CDA A	\$5.99
				DA OFFICE	\$59.90
				GENERAL FUND	\$143.76
				SACRAMENTO PD	\$389.35



State of California  
**ASSET FORFEITURE REPORT - 2008**

*Table 3*

<b>Admin Number</b>	<b>Docket Number</b>	<b>Amount Forfeited</b>	<b>Date Disbursed</b>	<b>Recipient</b>	<b>Amount Disbursed</b>
08264	SPD-06111170	\$278.00	10/10/2008	CDA DA OFFICE GENERAL FUND SACRAMENTO PD	\$2.78 \$27.80 \$66.72 \$180.70
08265	SPD-07391888	\$1,868.00	10/10/2008	CDA DA OFFICE GENERAL FUND SACRAMENTO PD	\$18.68 \$186.80 \$448.32 \$1,214.20
08266	SPD-08-14972	\$300.00	10/10/2008	CDA DA OFFICE GENERAL FUND SACRAMENTO PD	\$3.00 \$30.00 \$72.00 \$195.00
08267	SPD-08-42791	\$1,668.00	10/10/2008	CDA DA OFFICE GENERAL FUND SACRAMENTO PD	\$16.68 \$166.80 \$400.32 \$1,084.20
08268	SPD-08-59604	\$303.00	10/10/2008	CDA DA OFFICE GENERAL FUND SACRAMENTO PD	\$3.03 \$30.30 \$72.72 \$196.95
08275	SPD-08-68640	\$339.00	10/10/2008	CDA DA OFFICE GENERAL FUND SACRAMENTO PD	\$3.39 \$33.90 \$81.36 \$220.35
08277	SPD-08106580	\$223.61	10/10/2008	CDA DA OFFICE GENERAL FUND SACRAMENTO PD	\$2.24 \$22.36 \$53.67 \$145.34
08279	SSD-08-33540	\$689.00	10/10/2008	CDA DA OFFICE GENERAL FUND SACRAMENTO CO SO	\$6.89 \$68.90 \$165.36 \$447.85
08281	SPD-08109816	\$644.00	11/21/2008	CDA DA OFFICE GENERAL FUND SACRAMENTO PD	\$6.44 \$64.40 \$154.56 \$418.60
08282	SPD-08123037	\$1,955.00	11/21/2008	CDA	\$19.55



State of California  
**ASSET FORFEITURE REPORT - 2008**

*Table 3*

Admin Number	Docket Number	Amount Forfeited	Date Disbursed	Recipient	Amount Disbursed
				DA OFFICE	\$195.50
				GENERAL FUND	\$469.20
				SACRAMENTO PD	\$1,270.75
08283	SPD-08124537	\$436.00	11/21/2008		
				CDA A	\$4.36
				DA OFFICE	\$43.60
				GENERAL FUND	\$104.64
				SACRAMENTO PD	\$283.40
08284	SPD-08127557	\$703.00	11/21/2008		
				CDA A	\$7.03
				DA OFFICE	\$70.30
				GENERAL FUND	\$168.72
				SACRAMENTO PD	\$456.95
08285	SPD-08132807	\$313.00	11/21/2008		
				CDA A	\$3.13
				DA OFFICE	\$31.30
				GENERAL FUND	\$75.12
				SACRAMENTO PD	\$203.45
08286	SPD-08137665	\$1,521.00	11/21/2008		
				CDA A	\$15.21
				DA OFFICE	\$152.10
				GENERAL FUND	\$365.04
				SACRAMENTO PD	\$988.65
08287	SPD-08138550	\$1,434.00	11/21/2008		
				CDA A	\$14.34
				DA OFFICE	\$143.40
				GENERAL FUND	\$344.16
				SACRAMENTO PD	\$932.10
08288	EGP-08-4023	\$2,206.73	11/21/2008		
				CDA A	\$22.07
				DA OFFICE	\$220.67
				ELK GROVE PD	\$1,434.37
				GENERAL FUND	\$529.62
08289	SPD-08142466	\$585.00	11/21/2008		
				CDA A	\$5.85
				DA OFFICE	\$58.50
				GENERAL FUND	\$140.40
				SACRAMENTO PD	\$380.25
08290	SPD-08144209	\$960.00	11/21/2008		
				CDA A	\$9.60
				DA OFFICE	\$96.00
				GENERAL FUND	\$230.40
				SACRAMENTO PD	\$624.00
08293	SPD-08151694	\$519.00	11/21/2008		
				CDA A	\$5.19
				DA OFFICE	\$51.90
				GENERAL FUND	\$124.56





State of California  
**ASSET FORFEITURE REPORT - 2008**

*Table 3*

Admin Number	Docket Number	Amount Forfeited	Date Disbursed	Recipient	Amount Disbursed
08294	SPD-08154323	\$399.00	11/21/2008	SACRAMENTO PD	\$337.35
				CDA A	\$3.99
				DA OFFICE	\$39.90
				GENERAL FUND	\$95.76
				SACRAMENTO PD	\$259.35
08295	SHP08252106	\$726.00	11/21/2008		
				CDA A	\$7.26
				CHP-SOUTH SACRAMENTO	\$471.90
				DA OFFICE	\$72.60
				GENERAL FUND	\$174.24
08296	SSD-08-30437	\$325.00	11/21/2008		
				CDA A	\$3.25
				DA OFFICE	\$32.50
				GENERAL FUND	\$78.00
				SACRAMENTO CO SO	\$211.25
08297	SSD-08-30423	\$394.00	11/21/2008		
				CDA A	\$3.94
				DA OFFICE	\$39.40
				GENERAL FUND	\$94.56
				SACRAMENTO CO SO	\$256.10
08298	SSD-08-30761	\$260.00	11/21/2008		
				CDA A	\$2.60
				DA OFFICE	\$26.00
				GENERAL FUND	\$62.40
				SACRAMENTO CO SO	\$169.00
08299	SSD-08-32121	\$3,928.00	11/21/2008		
				CDA A	\$39.28
				DA OFFICE	\$392.80
				GENERAL FUND	\$942.72
				SACRAMENTO CO SO	\$2,553.20
08300	SPD-08224494	\$1,440.00	11/21/2008		
				CDA A	\$14.40
				DA OFFICE	\$144.00
				GENERAL FUND	\$345.60
				SACRAMENTO PD	\$936.00
08301	SSD-08-32453	\$528.00	11/21/2008		
				CDA A	\$5.28
				DA OFFICE	\$52.80
				GENERAL FUND	\$126.72
				SACRAMENTO CO SO	\$343.20
08302	SSD-08-33516	\$672.00	11/21/2008		
				CDA A	\$6.72
				DA OFFICE	\$67.20
				GENERAL FUND	\$161.28
				RANCHO CORDOVA PD	\$317.96
				SACRAMENTO CO SO	\$118.84



State of California  
**ASSET FORFEITURE REPORT - 2008**

*Table 3*

Admin Number	Docket Number	Amount Forfeited	Date Disbursed	Recipient	Amount Disbursed
08304	SPD-08-24430	\$4,540.00	11/21/2008	CDA DA OFFICE GENERAL FUND SACRAMENTO PD	\$45.40 \$454.00 \$1,089.60 \$2,951.00
08305	SPD-08-29671	\$3,549.00	11/21/2008	CDA DA OFFICE GENERAL FUND SACRAMENTO PD	\$35.49 \$354.90 \$851.76 \$2,306.85
08306	SPD-08204891	\$2,194.00	11/21/2008	CDA DA OFFICE GENERAL FUND SACRAMENTO PD	\$21.94 \$219.40 \$526.56 \$1,426.10
08307	SSD-08-35952	\$1,515.40	11/21/2008	CDA DA OFFICE GENERAL FUND SACRAMENTO CO SO	\$15.15 \$151.54 \$363.70 \$985.01
08316	SSD-08-39257	\$1,297.00	12/19/2008	CDA DA OFFICE GENERAL FUND SACRAMENTO CO SO	\$12.97 \$129.70 \$311.28 \$843.05
08317	SSD-08-40842	\$2,102.00	12/19/2008	CDA DA OFFICE GENERAL FUND SACRAMENTO CO SO	\$21.02 \$210.20 \$504.48 \$1,366.30
08318	SSD-08-42138	\$2,915.00	12/19/2008	CDA DA OFFICE GENERAL FUND SACRAMENTO CO SO	\$29.15 \$291.50 \$699.60 \$1,894.75
08319	SSD-08-42313	\$130.00	12/19/2008	CDA DA OFFICE GENERAL FUND SACRAMENTO CO SO	\$1.30 \$13.00 \$31.20 \$84.50
08320	SHP-08252130	\$12,203.00	12/19/2008	CDA CHP-SOUTH SACRAMENTO DA OFFICE GENERAL FUND	\$122.03 \$7,931.95 \$1,220.30 \$2,928.72
08321	SSD-08-39775	\$1,185.00	12/19/2008	CDA	\$11.85



State of California  
**ASSET FORFEITURE REPORT - 2008**

*Table 3*

Admin Number	Docket Number	Amount Forfeited	Date Disbursed	Recipient	Amount Disbursed
				DA OFFICE	\$118.50
				GENERAL FUND	\$284.40
				SACRAMENTO CO SO	\$770.25
08322	EGP-08-8659	\$1,705.00	12/19/2008		
				CDA A	\$17.05
				DA OFFICE	\$170.50
				ELK GROVE PD	\$1,108.25
				GENERAL FUND	\$409.20
08323	EGP-08-8932	\$525.00	12/19/2008		
				CDA A	\$5.25
				DA OFFICE	\$52.50
				ELK GROVE PD	\$341.25
				GENERAL FUND	\$126.00
08325	BNE-SA08-119	\$14,918.00	12/19/2008		
				CA DOJ-BNE SACRAMENTO	\$9,696.70
				CDA A	\$149.18
				DA OFFICE	\$1,491.80
				GENERAL FUND	\$3,580.32
08327	SSD-08-32040	\$845.00	12/19/2008		
				CDA A	\$8.45
				DA OFFICE	\$84.50
				GENERAL FUND	\$202.80
				RANCHO CORDOVA PD	\$430.41
				SACRAMENTO CO SO	\$118.84
08330	SPD-08226535	\$674.00	12/19/2008		
				CDA A	\$6.74
				DA OFFICE	\$67.40
				GENERAL FUND	\$161.76
				SACRAMENTO PD	\$438.10
08331	BNE-SA08-97	\$1,218.00	12/19/2008		
				CA DOJ-BNE SACRAMENTO	\$791.70
				CDA A	\$12.18
				DA OFFICE	\$121.80
				GENERAL FUND	\$292.32
08333	SPD-05420729	\$491.00	12/19/2008		
				CDA A	\$4.91
				DA OFFICE	\$49.10
				GENERAL FUND	\$117.84
				SACRAMENTO PD	\$319.15
08334	SPD-07438908	\$451.00	12/19/2008		
				CDA A	\$4.51
				DA OFFICE	\$45.10
				GENERAL FUND	\$108.24
				SACRAMENTO PD	\$293.15
08335	SPD-08159259	\$673.66	12/19/2008		
				CDA A	\$6.74
				DA OFFICE	\$67.37



State of California  
ASSET FORFEITURE REPORT - 2008

Table 3

Admin Number	Docket Number	Amount Forfeited	Date Disbursed	Recipient	Amount Disbursed
				GENERAL FUND	\$161.68
				SACRAMENTO PD	\$437.87
08337	SHP-08262185	\$418.00	12/19/2008		
				CDAA	\$4.18
				CHP-SOUTH SACRAMENTO	\$271.70
				DA OFFICE	\$41.80
				GENERAL FUND	\$100.32
08338	SHP-08262188	\$1,418.00	12/19/2008		
				CDAA	\$14.18
				CHP-SOUTH SACRAMENTO	\$921.70
				DA OFFICE	\$141.80
				GENERAL FUND	\$340.32
CP035	SSD-07-14773	\$9,643.00	1/21/2008		
				DA OFFICE	\$4,821.50
				SACRAMENTO CO SO	\$4,821.50
F0046	SSD-07-19232	\$72,593.14	9/12/2008		
				DA OFFICE	\$7,259.31
				SACRAMENTO CO SO	\$65,333.83
<b>SACRAMENTO</b>					<b>\$1,400,054.50</b>



State of California  
**ASSET FORFEITURE REPORT - 2008**

*Table 3*

Admin Number	Docket Number	Amount Forfeited	Date Disbursed	Recipient	Amount Disbursed
<b>SAN BERNARDINO</b>					
203038		\$1,050.42	1/18/2008	BARSTOW PD	\$682.78
				CDAA	\$10.50
				DA OFFICE	\$105.04
				GENERAL FUND	\$252.10
203184		\$1,731.59	1/17/2008	CDAA	\$17.32
				DA OFFICE	\$173.16
				GENERAL FUND	\$415.58
				REDLANDS PD	\$562.76
				SAN BERNARDINO CO SO	\$562.77
204184		\$3,051.01	2/5/2008	CDAA	\$30.51
				CHINO PD	\$1,983.15
				DA OFFICE	\$305.10
				GENERAL FUND	\$732.25
204195		\$3,657.58	12/26/2008	CDAA	\$36.58
				DA OFFICE	\$365.76
				GENERAL FUND	\$877.82
				SAN BERNARDINO WESTNET	\$2,377.42
204238		\$1,293.55	4/17/2008	CDAA	\$12.94
				CHP-SAN BERNARDINO AD	\$210.20
				DA OFFICE	\$129.36
				GENERAL FUND	\$310.45
				ONTARIO PD	\$120.15
				SAN BERNARDINO CO SO	\$510.45
205052		\$6,714.08	10/17/2008	CDAA	\$67.14
				DA OFFICE	\$671.41
				GENERAL FUND	\$1,611.38
				REDLANDS PD	\$2,182.08
				SAN BERNARDINO CO SO	\$2,182.07
205090		\$103.62	3/24/2008	CDAA	\$1.04
				DA OFFICE	\$10.36
				GENERAL FUND	\$24.87
				SAN BERNARDINO PD	\$67.35
205118		\$1,042.52	6/16/2008	CDAA	\$10.43
				DA OFFICE	\$104.25
				GENERAL FUND	\$250.20
				SAN BERNARDINO PD	\$677.64
205125		\$1,821.70	1/25/2008	CDAA	\$18.22



State of California  
**ASSET FORFEITURE REPORT - 2008**

*Table 3*

Admin Number	Docket Number	Amount Forfeited	Date Disbursed	Recipient	Amount Disbursed
				DA OFFICE	\$182.17
				GENERAL FUND	\$437.21
				REDLANDS PD	\$592.05
				SAN BERNARDINO CO SO	\$592.05
205159		\$6,236.33	1/18/2008		
				BARSTOW PD	\$4,053.62
				CDAA	\$62.36
				DA OFFICE	\$623.63
				GENERAL FUND	\$1,496.72
206008		\$1,715.04	3/5/2008		
				CDAA	\$17.15
				COLTON PD	\$1,114.78
				DA OFFICE	\$171.50
				GENERAL FUND	\$411.61
206016		\$38,347.44	2/13/2008		
				ANAHEIM PD	\$24,925.84
				CDAA	\$383.47
				DA OFFICE	\$3,834.74
				GENERAL FUND	\$9,203.39
206059		\$7,628.36	2/11/2008		
				CDAA	\$76.28
				DA OFFICE	\$762.84
				GENERAL FUND	\$1,830.81
				RIALTO PD	\$4,958.43
206062		\$3,198.85	3/25/2008		
				CDAA	\$31.99
				DA OFFICE	\$319.89
				GENERAL FUND	\$767.72
				SAN BERNARDINO PD	\$2,079.25
206098		\$8,453.49	2/11/2008		
				CDAA	\$84.53
				DA OFFICE	\$845.35
				GENERAL FUND	\$2,028.84
				RIALTO PD	\$5,494.77
206104		\$29,436.30	5/16/2008		
				CDAA	\$294.37
				DA OFFICE	\$2,943.63
				GENERAL FUND	\$7,064.71
				LA IMPACT	\$19,133.59
206136		\$6,056.41	5/16/2008		
				CDAA	\$60.57
				DA OFFICE	\$605.65
				GENERAL FUND	\$1,453.54
				SAN BERNARDINO CO SO	\$3,936.65
206140		\$15,146.05	7/23/2008		
				CA DOJ-BNE RIVERSIDE	\$1,968.98
				CDAA	\$151.46



State of California  
**ASSET FORFEITURE REPORT - 2008**

*Table 3*

Admin Number	Docket Number	Amount Forfeited	Date Disbursed	Recipient	Amount Disbursed
				DA OFFICE	\$1,514.60
				FONTANA PD	\$3,937.99
				GENERAL FUND	\$3,635.06
				LA IMPACT	\$1,968.98
				POMONA PD	\$1,968.98
206155		\$7,338.06	12/11/2008		
				CDA A	\$73.38
				DA OFFICE	\$733.81
				GENERAL FUND	\$1,761.13
				SAN BERNARDINO PD	\$4,769.74
206156		\$1,814.28	2/28/2008		
				CDA A	\$18.14
				DA OFFICE	\$181.43
				GENERAL FUND	\$435.43
				SAN BERNARDINO PD	\$1,179.28
206157		\$1,486.80	2/28/2008		
				CDA A	\$14.87
				DA OFFICE	\$148.68
				GENERAL FUND	\$356.83
				SAN BERNARDINO PD	\$966.42
206160		\$2,093.48	1/25/2008		
				CDA A	\$20.93
				DA OFFICE	\$209.35
				GENERAL FUND	\$502.44
				SAN BERNARDINO CO SO	\$1,360.76
206163		\$10,500.62	1/25/2008		
				CDA A	\$105.01
				CHP-BARSTOW #1	\$1,706.35
				DA OFFICE	\$1,050.06
				GENERAL FUND	\$2,520.15
				SAN BERNARDINO CO SO	\$5,119.05
206168		\$832.92	2/12/2008		
				CDA A	\$8.33
				DA OFFICE	\$83.29
				GENERAL FUND	\$199.90
				SAN BERNARDINO PD	\$541.40
206178		\$7,868.89	6/16/2008		
				CDA A	\$78.69
				DA OFFICE	\$786.89
				GENERAL FUND	\$1,888.53
				SAN BERNARDINO PD	\$5,114.78
206190		\$6,349.22	2/7/2008		
				CDA A	\$63.49
				DA OFFICE	\$634.92
				GENERAL FUND	\$1,523.81
				LA DEPT OF AIRPORT	\$825.40
				ONTARIO PD	\$2,476.20



State of California  
**ASSET FORFEITURE REPORT - 2008**

*Table 3*

Admin Number	Docket Number	Amount Forfeited	Date Disbursed	Recipient	Amount Disbursed
206198		\$9,170.47	1/25/2008	UPLAND PD	\$825.40
				CDA A	\$91.70
				DA OFFICE	\$917.05
				GENERAL FUND	\$2,200.91
				SAN BERNARDINO CO SO	\$5,960.81
206199		\$4,434.27	3/12/2008		
				CDA A	\$44.34
				DA OFFICE	\$443.43
				GENERAL FUND	\$1,064.22
				SAN BERNARDINO CO SO	\$2,882.28
206201		\$4,151.07	1/25/2008		
				CDA A	\$41.51
				DA OFFICE	\$415.11
				GENERAL FUND	\$996.26
				SAN BERNARDINO CO SO	\$2,698.19
206210		\$546.77	1/31/2008		
				CDA A	\$5.47
				DA OFFICE	\$54.68
				GENERAL FUND	\$131.22
				SAN BERNARDINO PD	\$355.40
206218		\$8,108.64	8/11/2008		
				CDA A	\$81.09
				DA OFFICE	\$810.86
				GENERAL FUND	\$1,946.07
				SAN BERNARDINO CO SO	\$5,270.62
206224		\$12,516.63	2/4/2008		
				CDA A	\$125.17
				DA OFFICE	\$1,251.66
				FONTANA PD	\$8,135.81
				GENERAL FUND	\$3,003.99
206227		\$1,560.12	3/14/2008		
				CDA A	\$15.60
				DA OFFICE	\$156.01
				GENERAL FUND	\$374.43
				SAN BERNARDINO PD	\$1,014.08
206228		\$1,006.24	7/3/2008		
				CDA A	\$10.06
				DA OFFICE	\$100.62
				GENERAL FUND	\$241.50
				RIALTO PD	\$654.06
206233		\$739.10	1/17/2008		
				CDA A	\$7.39
				DA OFFICE	\$73.91
				GENERAL FUND	\$177.38
				SAN BERNARDINO PD	\$480.42





State of California  
**ASSET FORFEITURE REPORT - 2008**

*Table 3*

Admin Number	Docket Number	Amount Forfeited	Date Disbursed	Recipient	Amount Disbursed
206235		\$32,715.52	3/12/2008	CDA DA OFFICE GENERAL FUND SAN BERNARDINO CO SO	\$327.16 \$3,271.55 \$7,851.72 \$21,265.09
206238		\$2,651.55	3/12/2008	CDA DA OFFICE GENERAL FUND REDLANDS PD SAN BERNARDINO CO SO	\$26.52 \$265.16 \$636.37 \$1,551.16 \$172.34
206241		\$934.17	4/17/2008	CDA DA OFFICE GENERAL FUND REDLANDS PD SAN BERNARDINO CO SO	\$9.34 \$93.42 \$224.20 \$303.60 \$303.61
206244		\$1,462.63	10/30/2008	CDA DA OFFICE GENERAL FUND SAN BERNARDINO PD	\$14.63 \$146.26 \$351.03 \$950.71
206245		\$3,621.00	5/8/2008	CDA DA OFFICE GENERAL FUND SAN BERNARDINO PD	\$36.21 \$362.10 \$869.04 \$2,353.65
206248		\$753.44	5/8/2008	CDA DA OFFICE GENERAL FUND SAN BERNARDINO PD	\$7.53 \$75.34 \$180.83 \$489.74
206257		\$861.94	4/25/2008	CDA CHP-RANCHO CUCAMONGA DA OFFICE GENERAL FUND SAN BERNARDINO CO SO	\$8.62 \$140.06 \$86.19 \$206.87 \$420.20
206261		\$7,231.48	10/30/2008	CDA DA OFFICE GENERAL FUND SAN BERNARDINO PD	\$72.31 \$723.15 \$1,735.56 \$4,700.46
206274		\$3,748.59	8/11/2008	CDA DA OFFICE GENERAL FUND	\$37.49 \$374.86 \$899.66



State of California  
**ASSET FORFEITURE REPORT - 2008**

*Table 3*

Admin Number	Docket Number	Amount Forfeited	Date Disbursed	Recipient	Amount Disbursed
206279		\$131,364.10	12/15/2008	SAN BERNARDINO CO SO	\$2,436.58
				CDA A	\$1,313.64
				DA OFFICE	\$13,136.41
				GENERAL FUND	\$31,527.38
				ONTARIO PD	\$68,309.34
				UPLAND PD	\$17,077.33
206280		\$13,732.15	1/15/2008	CDA A	\$137.35
				DA OFFICE	\$1,373.20
				GENERAL FUND	\$3,295.72
				TF INCA	\$8,925.88
206284		\$13,491.19	3/12/2008	CDA A	\$134.91
				DA OFFICE	\$1,349.12
				GENERAL FUND	\$3,237.89
				SAN BERNARDINO CO SO	\$8,769.27
206291		\$2,671.73	5/16/2008	CDA A	\$26.72
				DA OFFICE	\$267.17
				GENERAL FUND	\$641.22
				HIGHLAND PD	\$1,562.96
				SAN BERNARDINO CO SO	\$173.66
206295		\$9,339.50	10/30/2008	CDA A	\$93.40
				DA OFFICE	\$933.95
				GENERAL FUND	\$2,241.48
				SAN BERNARDINO PD	\$6,070.67
206296		\$7,446.56	1/17/2008	CDA A	\$74.47
				DA OFFICE	\$744.66
				GENERAL FUND	\$1,787.17
				SAN BERNARDINO PD	\$4,840.26
206302		\$2,314.10	4/29/2008	CDA A	\$23.16
				DA OFFICE	\$231.41
				GENERAL FUND	\$555.37
				MONTCLAIR PD	\$752.08
				SAN BERNARDINO WESTNET	\$752.08
206303		\$16,662.03	3/12/2008	CDA A	\$166.62
				DA OFFICE	\$1,666.20
				GENERAL FUND	\$3,998.89
				SAN BERNARDINO CO SO	\$10,830.32
206311		\$1,430.69	5/16/2008	CDA A	\$14.31
				DA OFFICE	\$143.07



State of California  
**ASSET FORFEITURE REPORT - 2008**

*Table 3*

Admin Number	Docket Number	Amount Forfeited	Date Disbursed	Recipient	Amount Disbursed
				GENERAL FUND	\$343.37
				SAN BERNARDINO CO SO	\$929.94
206312		\$6,267.14	5/16/2008		
				CDAA	\$62.67
				DA OFFICE	\$626.71
				GENERAL FUND	\$1,504.11
				RANCHO CUCAMONGA PD	\$3,666.29
				SAN BERNARDINO CO SO	\$407.36
206314		\$1,722.41	3/12/2008		
				CDAA	\$17.22
				DA OFFICE	\$172.24
				GENERAL FUND	\$413.38
				SAN BERNARDINO CO SO	\$1,119.57
206318		\$892.00	5/16/2008		
				CDAA	\$8.92
				DA OFFICE	\$89.20
				GENERAL FUND	\$214.08
				SAN BERNARDINO CO SO	\$579.80
206319		\$3,680.72	4/25/2008		
				CDAA	\$36.81
				DA OFFICE	\$368.08
				GENERAL FUND	\$883.38
				SAN BERNARDINO CO SO	\$2,392.45
206320		\$1,296.61	5/16/2008		
				CDAA	\$12.97
				DA OFFICE	\$129.66
				GENERAL FUND	\$311.19
				REDLANDS PD	\$421.40
				SAN BERNARDINO CO SO	\$421.39
206321		\$5,836.28	5/16/2008		
				CDAA	\$58.36
				CHP-BARSTOW #1	\$948.40
				DA OFFICE	\$583.63
				GENERAL FUND	\$1,400.71
				SAN BERNARDINO CO SO	\$2,845.18
206322		\$10,476.06	5/16/2008		
				CDAA	\$104.76
				DA OFFICE	\$1,047.61
				GENERAL FUND	\$2,514.25
				SAN BERNARDINO CO SO	\$680.94
				VICTORVILLE PD	\$6,128.50
206323		\$15,466.94	5/16/2008		
				CDAA	\$154.67
				DA OFFICE	\$1,546.69
				GENERAL FUND	\$3,712.07
				SAN BERNARDINO CO SO	\$10,053.51



State of California  
**ASSET FORFEITURE REPORT - 2008**

*Table 3*

Admin Number	Docket Number	Amount Forfeited	Date Disbursed	Recipient	Amount Disbursed
206325		\$12,628.53	5/16/2008	CDA DA OFFICE GENERAL FUND SAN BERNARDINO CO SO	\$126.29 \$1,262.85 \$3,030.85 \$8,208.54
206326		\$991.08	5/16/2008	CDA DA OFFICE GENERAL FUND REDLANDS PD SAN BERNARDINO CO SO	\$9.91 \$99.11 \$237.86 \$322.10 \$322.10
206327		\$4,501.31	4/25/2008	CDA DA OFFICE GENERAL FUND SAN BERNARDINO CO SO	\$45.01 \$450.13 \$1,080.31 \$2,925.86
206330		\$1,612.56	5/16/2008	CDA DA OFFICE GENERAL FUND HESPERIA PD SAN BERNARDINO CO SO	\$16.13 \$161.26 \$387.01 \$943.34 \$104.82
207002		\$951.32	6/5/2008	CDA DA OFFICE GENERAL FUND SAN BERNARDINO CO SO	\$9.51 \$95.13 \$228.32 \$618.36
207003		\$2,358.33	6/10/2008	BARSTOW PD CDA DA OFFICE GENERAL FUND	\$1,532.92 \$23.58 \$235.83 \$566.00
207007		\$857.19	6/16/2008	CDA DA OFFICE GENERAL FUND SAN BERNARDINO PD	\$8.57 \$85.72 \$205.73 \$557.17
207015		\$786.00	10/6/2008	CDA DA OFFICE GENERAL FUND ONTARIO PD	\$7.86 \$78.60 \$188.64 \$510.90
207016		\$18,741.30	2/28/2008	CDA CHP-INLAND DIV DA OFFICE GENERAL FUND	\$187.41 \$6,090.93 \$1,874.13 \$4,497.91



State of California  
**ASSET FORFEITURE REPORT - 2008**

*Table 3*

Admin Number	Docket Number	Amount Forfeited	Date Disbursed	Recipient	Amount Disbursed
207018		\$3,989.78	9/2/2008	SAN BERNARDINO PD	\$6,090.92
				CDA A	\$39.89
				DA OFFICE	\$398.98
				FONTANA PD	\$2,593.36
				GENERAL FUND	\$957.55
207019		\$2,532.40	9/2/2008		
				CDA A	\$25.32
				DA OFFICE	\$253.25
				FONTANA PD	\$1,646.06
				GENERAL FUND	\$607.77
207021		\$2,000.00	3/18/2008		
				CDA A	\$20.00
				DA OFFICE	\$200.00
				GENERAL FUND	\$480.00
				REDLANDS PD	\$650.00
				SAN BERNARDINO CO SO	\$650.00
207023		\$11,968.63	6/11/2008		
				CDA A	\$119.69
				DA OFFICE	\$1,196.86
				GENERAL FUND	\$2,872.47
				SAN BERNARDINO CO SO	\$7,779.61
207026		\$2,255.23	7/18/2008		
				CDA A	\$22.55
				DA OFFICE	\$225.52
				GENERAL FUND	\$541.26
				HESPERIA PD	\$1,319.31
				SAN BERNARDINO CO SO	\$146.59
207028		\$7,898.50	3/20/2008		
				ALCOHOL BEV. CONTROL	\$256.70
				CA DOJ-BNE RIVERSIDE	\$256.70
				CDA A	\$78.98
				DA OFFICE	\$789.85
				GENERAL FUND	\$1,895.64
				REDLANDS PD	\$256.70
				RIVERSIDE CO SO	\$256.70
				SAN BERNARDINO CO SO	\$2,567.02
				SAN BERNARDINO PD	\$256.70
				TF IRNET	\$1,283.51
207029		\$1,951.89	3/12/2008		
				CA DOJ-BNE RIVERSIDE	\$67.97
				CDA A	\$19.52
				DA OFFICE	\$195.19
				GENERAL FUND	\$468.45
				REDLANDS PD	\$67.97
				RIVERSIDE CO SO	\$67.97
				SAN BERNARDINO CO SO	\$679.67



State of California  
**ASSET FORFEITURE REPORT - 2008**

*Table 3*

Admin Number	Docket Number	Amount Forfeited	Date Disbursed	Recipient	Amount Disbursed
				SAN BERNARDINO PD	\$67.97
				TF IRNET	\$317.18
207032		\$3,850.41	2/11/2008		
				CDA A	\$38.50
				DA OFFICE	\$385.04
				GENERAL FUND	\$924.10
				RIALTO PD	\$2,502.77
207039		\$5,157.64	12/29/2008		
				CDA A	\$51.58
				DA OFFICE	\$515.76
				GENERAL FUND	\$1,237.83
				SAN BERNARDINO PD	\$3,352.47
207040		\$17,980.98	2/4/2008		
				CDA A	\$179.81
				DA OFFICE	\$1,798.10
				FONTANA PD	\$11,687.64
				GENERAL FUND	\$4,315.43
207041		\$11,422.26	5/8/2008		
				CDA A	\$114.22
				DA OFFICE	\$1,142.23
				GENERAL FUND	\$2,741.34
				SAN BERNARDINO PD	\$7,424.47
207042		\$743.79	10/30/2008		
				CDA A	\$7.44
				DA OFFICE	\$74.38
				GENERAL FUND	\$178.51
				SAN BERNARDINO PD	\$483.46
207044		\$4,742.89	4/11/2008		
				CDA A	\$47.43
				DA OFFICE	\$474.29
				GENERAL FUND	\$1,138.29
				SAN BERNARDINO PD	\$3,082.88
207049		\$1,675.65	4/4/2008		
				CDA A	\$16.76
				DA OFFICE	\$167.56
				GENERAL FUND	\$402.16
				SAN BERNARDINO CO SO	\$1,089.17
207054		\$6,365.29	10/14/2008		
				CDA A	\$63.65
				DA OFFICE	\$636.53
				GENERAL FUND	\$1,527.67
				ONTARIO PD	\$3,640.95
				UPLAND PD	\$496.49
207055		\$3,152.26	4/29/2008		
				CDA A	\$31.52
				DA OFFICE	\$315.23
				GENERAL FUND	\$756.54



State of California  
**ASSET FORFEITURE REPORT - 2008**

*Table 3*

Admin Number	Docket Number	Amount Forfeited	Date Disbursed	Recipient	Amount Disbursed
207066		\$2,928.73	2/28/2008	SAN BERNARDINO PD	\$2,048.97
				CDA A	\$29.29
				DA OFFICE	\$292.87
				GENERAL FUND	\$702.90
207069		\$1,108.26	2/28/2008	SAN BERNARDINO PD	\$1,903.67
				CDA A	\$11.08
				DA OFFICE	\$110.83
				GENERAL FUND	\$265.98
207081		\$7,487.73	7/25/2008	SAN BERNARDINO PD	\$720.37
				CDA A	\$74.88
				DA OFFICE	\$748.77
				GENERAL FUND	\$1,797.06
				LA DEPT OF AIRPORT	\$1,946.81
207086		\$17,585.68	9/15/2008	ONTARIO PD	\$2,920.21
				CDA A	\$175.86
				DA OFFICE	\$1,758.57
				GENERAL FUND	\$4,220.56
				TF INCA	\$11,430.69
207087		\$6,601.97	4/17/2008		
				CDA A	\$66.02
				DA OFFICE	\$660.20
				GENERAL FUND	\$1,584.47
207089		\$2,683.89	1/17/2008	SAN BERNARDINO CO SO	\$4,291.28
				CDA A	\$26.84
				DA OFFICE	\$268.39
				GENERAL FUND	\$644.13
				REDLANDS PD	\$872.26
207092		\$1,123.47	8/26/2008	SAN BERNARDINO CO SO	\$872.27
				CDA A	\$11.23
				DA OFFICE	\$112.35
				GENERAL FUND	\$269.63
207094		\$12,770.17	10/30/2008	SAN BERNARDINO CO SO	\$730.26
				CDA A	\$127.70
				DA OFFICE	\$1,277.02
				GENERAL FUND	\$3,064.84
207096		\$1,379.23	3/14/2008	SAN BERNARDINO PD	\$8,300.61
				CDA A	\$13.79
				DA OFFICE	\$137.92
				GENERAL FUND	\$331.02



State of California  
**ASSET FORFEITURE REPORT - 2008**

*Table 3*

Admin Number	Docket Number	Amount Forfeited	Date Disbursed	Recipient	Amount Disbursed
207098		\$1,476.48	10/3/2008	SAN BERNARDINO PD	\$896.50
				CDA A	\$14.76
				DA OFFICE	\$147.65
				GENERAL FUND	\$354.36
				ONTARIO PD	\$143.95
				UPLAND PD	\$815.76
207100		\$934.11	9/10/2008	CDA A	\$9.34
				DA OFFICE	\$93.41
				GENERAL FUND	\$224.19
				MONTCLAIR PD	\$303.58
				SAN BERNARDINO WESTNET	\$303.59
207103		\$4,596.14	1/25/2008	CDA A	\$45.96
				DA OFFICE	\$459.61
				GENERAL FUND	\$1,103.07
				SAN BERNARDINO CO SO	\$2,987.50
207108		\$1,497.79	11/6/2008	CDA A	\$14.98
				DA OFFICE	\$149.78
				GENERAL FUND	\$359.47
				SAN BERNARDINO PD	\$973.56
207113		\$1,145.79	8/26/2008	CDA A	\$11.46
				DA OFFICE	\$114.58
				GENERAL FUND	\$274.99
				SAN BERNARDINO CO SO	\$744.76
207115		\$16,883.60	6/11/2008	CDA A	\$168.84
				DA OFFICE	\$1,688.36
				GENERAL FUND	\$4,052.06
				SAN BERNARDINO CO SO	\$10,974.34
207117		\$48,907.13	3/4/2008	CDA A	\$489.07
				DA OFFICE	\$4,890.71
				GENERAL FUND	\$11,737.71
				SAN BERNARDINO CO SO	\$26,789.64
				WSIN	\$5,000.00
207118		\$46,323.50	3/18/2008	CDA A	\$463.24
				DA OFFICE	\$4,632.35
				GENERAL FUND	\$11,117.64
				SAN BERNARDINO CO SO	\$30,110.27
207120		\$11,486.98	9/8/2008	CDA A	\$114.87
				DA OFFICE	\$1,148.70





State of California  
**ASSET FORFEITURE REPORT - 2008**

*Table 3*

Admin Number	Docket Number	Amount Forfeited	Date Disbursed	Recipient	Amount Disbursed
				GENERAL FUND	\$2,756.88
				SAN BERNARDINO CO SO	\$7,466.53
207121		\$8,099.04	4/10/2008		
				CDAA	\$80.99
				DA OFFICE	\$809.90
				GENERAL FUND	\$1,943.77
				SAN BERNARDINO CO SO	\$5,264.38
207125		\$1,687.84	1/25/2008		
				APPLE VALLEY PD	\$987.39
				CDAA	\$16.88
				DA OFFICE	\$168.78
				GENERAL FUND	\$405.08
				SAN BERNARDINO CO SO	\$109.71
207127		\$1,610.72	4/10/2008		
				CDAA	\$16.11
				DA OFFICE	\$161.07
				GENERAL FUND	\$386.57
				HESPERIA PD	\$942.27
				SAN BERNARDINO CO SO	\$104.70
207129		\$1,024.95	8/26/2008		
				CDAA	\$10.25
				DA OFFICE	\$102.50
				GENERAL FUND	\$245.99
				SAN BERNARDINO CO SO	\$666.21
207130		\$1,221.13	1/18/2008		
				BARSTOW PD	\$793.74
				CDAA	\$12.21
				DA OFFICE	\$122.11
				GENERAL FUND	\$293.07
207133		\$1,196.78	4/29/2008		
				CDAA	\$11.96
				DA OFFICE	\$119.68
				GENERAL FUND	\$287.23
				SAN BERNARDINO PD	\$777.91
207134		\$443.53	10/30/2008		
				CDAA	\$4.44
				DA OFFICE	\$44.35
				GENERAL FUND	\$106.45
				SAN BERNARDINO PD	\$288.29
207136		\$12,810.83	10/1/2008		
				CDAA	\$128.11
				DA OFFICE	\$1,281.08
				GENERAL FUND	\$3,074.60
				SAN BERNARDINO CO SO	\$8,327.04
207137		\$5,289.22	10/17/2008		
				CDAA	\$52.89
				DA OFFICE	\$528.92



State of California  
**ASSET FORFEITURE REPORT - 2008**

*Table 3*

Admin Number	Docket Number	Amount Forfeited	Date Disbursed	Recipient	Amount Disbursed
				GENERAL FUND	\$1,269.41
				RANCHO CUCAMONGA PD	\$3,094.19
				SAN BERNARDINO CO SO	\$343.81
207140		\$28,729.22	10/22/2008		
				ALCOHOL BEV. CONTROL	\$1,000.39
				CDA A	\$287.29
				DA OFFICE	\$2,872.92
				GENERAL FUND	\$6,895.01
				REDLANDS PD	\$1,000.39
				RIVERSIDE CO SO	\$1,000.39
				SAN BERNARDINO CO SO	\$10,003.94
				SAN BERNARDINO PD	\$1,000.39
				TF IRNET	\$4,668.50
207141		\$6,245.94	1/25/2008		
				CDA A	\$62.46
				DA OFFICE	\$624.59
				GENERAL FUND	\$1,499.03
				RANCHO CUCAMONGA PD	\$3,653.87
				SAN BERNARDINO CO SO	\$405.99
207143		\$4,509.17	10/17/2008		
				CDA A	\$45.09
				DA OFFICE	\$450.92
				GENERAL FUND	\$1,082.20
				SAN BERNARDINO CO SO	\$2,930.96
207144		\$2,409.35	1/25/2008		
				CDA A	\$24.09
				DA OFFICE	\$240.94
				GENERAL FUND	\$578.24
				HESPERIA PD	\$1,409.47
				SAN BERNARDINO CO SO	\$156.61
207145		\$1,736.41	1/25/2008		
				CDA A	\$17.36
				DA OFFICE	\$173.64
				GENERAL FUND	\$416.74
				SAN BERNARDINO CO SO	\$1,128.67
207146		\$1,227.88	3/18/2008		
				CDA A	\$12.28
				DA OFFICE	\$122.79
				GENERAL FUND	\$294.69
				SAN BERNARDINO CO SO	\$798.12
207149		\$1,293.14	1/25/2008		
				CDA A	\$12.93
				DA OFFICE	\$129.31
				GENERAL FUND	\$310.35
				SAN BERNARDINO CO SO	\$840.55
207150		\$51,592.34	5/13/2008		
				CDA A	\$515.93



State of California  
**ASSET FORFEITURE REPORT - 2008**

*Table 3*

Admin Number	Docket Number	Amount Forfeited	Date Disbursed	Recipient	Amount Disbursed
				DA OFFICE	\$5,159.23
				GENERAL FUND	\$12,382.16
				ONTARIO PD	\$29,510.82
				UPLAND PD	\$4,024.20
207151		\$26,172.64	6/16/2008		
				CDA A	\$261.73
				DA OFFICE	\$2,617.26
				GENERAL FUND	\$6,281.43
				LA DEPT OF AIRPORT	\$6,804.89
				ONTARIO PD	\$10,207.33
207152		\$26,789.67	4/10/2008		
				CDA A	\$267.90
				DA OFFICE	\$2,678.97
				GENERAL FUND	\$6,429.52
				SAN BERNARDINO CO SO	\$17,413.28
207153		\$11,057.52	8/26/2008		
				CDA A	\$110.58
				DA OFFICE	\$1,105.75
				GENERAL FUND	\$2,653.80
				SAN BERNARDINO CO SO	\$718.74
				VICTORVILLE PD	\$6,468.65
207157		\$2,328.64	1/25/2008		
				CDA A	\$23.29
				DA OFFICE	\$232.86
				GENERAL FUND	\$558.87
				MORONGO SHERIFF STATION	\$1,362.26
				SAN BERNARDINO CO SO	\$151.36
207158		\$1,863.21	1/25/2008		
				CDA A	\$18.63
				DA OFFICE	\$186.32
				GENERAL FUND	\$447.17
				REDLANDS PD	\$605.54
				SAN BERNARDINO CO SO	\$605.55
207166		\$5,033.53	1/29/2008		
				CDA A	\$50.34
				DA OFFICE	\$503.35
				GENERAL FUND	\$1,208.05
				ONTARIO PD	\$490.77
				UPLAND PD	\$2,781.02
207167		\$49,724.83	4/17/2008		
				CDA A	\$497.25
				CHP-INLAND DIV	\$3,232.11
				DA OFFICE	\$4,972.48
				GENERAL FUND	\$11,933.96
				SAN BERNARDINO CO SO	\$29,089.03
207168		\$25,507.37	1/25/2008		
				CDA A	\$255.07



State of California  
**ASSET FORFEITURE REPORT - 2008**

*Table 3*

Admin Number	Docket Number	Amount Forfeited	Date Disbursed	Recipient	Amount Disbursed
				DA OFFICE	\$2,550.74
				GENERAL FUND	\$6,121.77
				SAN BERNARDINO CO SO	\$16,579.79
207169		\$9,348.15	1/25/2008		
				CDA A	\$93.48
				DA OFFICE	\$934.82
				GENERAL FUND	\$2,243.56
				SAN BERNARDINO CO SO	\$6,076.29
207170		\$17,353.71	8/12/2008		
				CDA A	\$173.54
				DA OFFICE	\$1,735.37
				GENERAL FUND	\$4,164.89
				SAN BERNARDINO CO SO	\$11,279.91
207171		\$15,028.10	4/4/2008		
				CDA A	\$150.28
				DA OFFICE	\$1,502.81
				GENERAL FUND	\$3,606.74
				SAN BERNARDINO CO SO	\$9,768.27
207172		\$6,502.47	10/17/2008		
				CDA A	\$65.02
				DA OFFICE	\$650.25
				GENERAL FUND	\$1,560.59
				SAN BERNARDINO CO SO	\$4,226.61
207173		\$3,365.00	10/17/2008		
				CDA A	\$33.65
				DA OFFICE	\$336.50
				GENERAL FUND	\$807.60
				SAN BERNARDINO CO SO	\$218.72
				VICTORVILLE PD	\$1,968.53
207175		\$201,656.39	6/5/2008		
				CDA A	\$2,016.56
				DA OFFICE	\$20,165.64
				GENERAL FUND	\$48,397.53
				SAN BERNARDINO CO SO	\$131,076.66
207176		\$175,716.63	3/20/2008		
				CDA A	\$1,757.17
				CHP-INLAND DIV	\$11,421.58
				DA OFFICE	\$17,571.66
				GENERAL FUND	\$42,171.99
				SAN BERNARDINO CO SO	\$102,794.23
207178		\$11,708.30	3/14/2008		
				CDA A	\$117.08
				DA OFFICE	\$1,170.83
				FONTANA PD	\$7,610.40
				GENERAL FUND	\$2,809.99
207179		\$2,876.53	1/28/2008		
				CDA A	\$28.77



State of California  
**ASSET FORFEITURE REPORT - 2008**

*Table 3*

Admin Number	Docket Number	Amount Forfeited	Date Disbursed	Recipient	Amount Disbursed
				DA OFFICE	\$287.65
				FONTANA PD	\$1,869.74
				GENERAL FUND	\$690.37
207180		\$1,887.26	5/16/2008		
				CDA A	\$18.88
				DA OFFICE	\$188.73
				FONTANA PD	\$1,226.71
				GENERAL FUND	\$452.94
207181		\$1,587.59	2/11/2008		
				CDA A	\$15.88
				DA OFFICE	\$158.76
				FONTANA PD	\$1,031.93
				GENERAL FUND	\$381.02
207182		\$1,405.99	2/11/2008		
				CDA A	\$14.06
				DA OFFICE	\$140.60
				FONTANA PD	\$913.89
				GENERAL FUND	\$337.44
207183		\$25,625.61	11/18/2008		
				CDA A	\$256.25
				DA OFFICE	\$2,562.56
				GENERAL FUND	\$6,150.15
				LA DEPT OF AIRPORT	\$6,662.66
				ONTARIO PD	\$7,995.19
				UPLAND PD	\$1,998.80
207187		\$6,667.15	3/18/2008		
				CDA A	\$66.67
				DA OFFICE	\$666.72
				GENERAL FUND	\$1,600.12
				SAN BERNARDINO CO SO	\$4,333.64
207188		\$4,645.85	1/25/2008		
				CDA A	\$46.46
				DA OFFICE	\$464.58
				GENERAL FUND	\$1,115.00
				SAN BERNARDINO CO SO	\$3,019.81
207189		\$4,455.97	1/25/2008		
				CDA A	\$44.56
				DA OFFICE	\$445.60
				GENERAL FUND	\$1,069.43
				SAN BERNARDINO CO SO	\$2,896.38
207190		\$4,051.63	1/30/2008		
				CDA A	\$40.52
				DA OFFICE	\$405.16
				GENERAL FUND	\$972.39
				SAN BERNARDINO CO SO	\$2,633.56
207193		\$1,898.91	7/18/2008		
				CDA A	\$18.99



State of California  
**ASSET FORFEITURE REPORT - 2008**

*Table 3*

Admin Number	Docket Number	Amount Forfeited	Date Disbursed	Recipient	Amount Disbursed
				DA OFFICE	\$189.89
				GENERAL FUND	\$455.74
				SAN BERNARDINO CO SO	\$1,110.86
				SAN BERNARDINO CO SO	\$123.43
207194		\$1,009.18	3/12/2008		
				CDA A	\$10.09
				DA OFFICE	\$100.92
				GENERAL FUND	\$242.20
				SAN BERNARDINO CO SO	\$655.97
207195		\$983.53	4/10/2008		
				CDA A	\$9.84
				DA OFFICE	\$98.35
				GENERAL FUND	\$236.05
				SAN BERNARDINO CO SO	\$639.29
207196		\$1,472.92	12/29/2008		
				CDA A	\$14.73
				DA OFFICE	\$147.29
				GENERAL FUND	\$353.50
				SAN BERNARDINO PD	\$957.40
207197		\$1,617.99	3/14/2008		
				CDA A	\$16.18
				DA OFFICE	\$161.80
				GENERAL FUND	\$388.32
				SAN BERNARDINO PD	\$1,051.69
207199		\$903.01	10/30/2008		
				CDA A	\$9.03
				DA OFFICE	\$90.30
				GENERAL FUND	\$216.72
				SAN BERNARDINO PD	\$586.96
207200		\$6,801.34	11/13/2008		
				CDA A	\$68.02
				DA OFFICE	\$680.24
				FONTANA PD	\$4,421.55
				GENERAL FUND	\$1,631.53
207201		\$3,409.26	3/7/2008		
				CDA A	\$34.09
				DA OFFICE	\$340.93
				FONTANA PD	\$2,216.02
				GENERAL FUND	\$818.22
207202		\$2,333.49	4/10/2008		
				CDA A	\$23.33
				DA OFFICE	\$233.35
				GENERAL FUND	\$560.04
				SAN BERNARDINO CO SO	\$1,516.77
207204		\$1,528.38	5/5/2008		
				CDA A	\$15.28
				DA OFFICE	\$152.84



State of California  
**ASSET FORFEITURE REPORT - 2008**

*Table 3*

Admin Number	Docket Number	Amount Forfeited	Date Disbursed	Recipient	Amount Disbursed
				GENERAL FUND	\$366.81
				SAN BERNARDINO CO SO	\$993.45
207207		\$6,621.62	4/4/2008		
				CDAA	\$66.22
				DA OFFICE	\$662.16
				GENERAL FUND	\$1,589.19
				SAN BERNARDINO CO SO	\$4,304.05
207208		\$6,396.01	4/25/2008		
				CDAA	\$63.96
				DA OFFICE	\$639.60
				GENERAL FUND	\$1,535.04
				HESPERIA PD	\$3,741.67
				SAN BERNARDINO CO SO	\$415.74
207209		\$6,053.58	1/30/2008		
				CDAA	\$60.54
				DA OFFICE	\$605.36
				GENERAL FUND	\$1,452.86
				SAN BERNARDINO CO SO	\$3,934.82
207210		\$3,409.95	4/10/2008		
				CDAA	\$34.10
				DA OFFICE	\$341.00
				GENERAL FUND	\$818.39
				SAN BERNARDINO CO SO	\$221.64
				VICTORVILLE PD	\$1,994.82
207213		\$1,984.80	4/10/2008		
				CDAA	\$19.85
				DA OFFICE	\$198.48
				GENERAL FUND	\$476.35
				RANCHO CUCAMONGA PD	\$1,161.11
				SAN BERNARDINO CO SO	\$129.01
207214		\$1,328.60	2/15/2008		
				CDAA	\$13.29
				COLTON PD	\$863.59
				DA OFFICE	\$132.86
				GENERAL FUND	\$318.86
207215		\$3,552.32	4/8/2008		
				CDAA	\$35.52
				DA OFFICE	\$355.23
				GENERAL FUND	\$852.56
				ONTARIO PD	\$2,031.93
				UPLAND PD	\$277.08
207216		\$1,182.29	4/8/2008		
				CDAA	\$11.82
				DA OFFICE	\$118.23
				GENERAL FUND	\$283.75
				ONTARIO PD	\$768.49



State of California  
**ASSET FORFEITURE REPORT - 2008**

*Table 3*

Admin Number	Docket Number	Amount Forfeited	Date Disbursed	Recipient	Amount Disbursed
207221		\$995.00	4/25/2008	CDA DA OFFICE GENERAL FUND SAN BERNARDINO CO SO	\$9.95 \$99.50 \$238.80 \$646.75
207222		\$4,204.80	5/1/2008	CDA COLTON PD DA OFFICE GENERAL FUND	\$42.05 \$2,733.12 \$420.48 \$1,009.15
207224		\$1,849.03	11/13/2008	CDA DA OFFICE FONTANA PD GENERAL FUND	\$18.49 \$184.90 \$1,201.87 \$443.77
207226		\$14,737.97	5/8/2008	CDA DA OFFICE GENERAL FUND SAN BERNARDINO PD	\$147.38 \$1,473.80 \$3,537.11 \$9,579.68
207228		\$6,708.87	5/13/2008	CDA DA OFFICE GENERAL FUND SAN BERNARDINO PD	\$67.09 \$670.89 \$1,610.13 \$4,360.76
207231		\$1,400.24	10/17/2008	CDA DA OFFICE GENERAL FUND SAN BERNARDINO CO SO	\$14.00 \$140.02 \$336.06 \$910.16
207232		\$4,007.00	12/26/2008	CDA CHINO PD DA OFFICE GENERAL FUND SAN BERNARDINO WESTNET	\$40.07 \$1,302.28 \$400.70 \$961.67 \$1,302.28
207233		\$1,327.44	12/26/2008	CDA DA OFFICE GENERAL FUND SAN BERNARDINO WESTNET	\$13.27 \$132.74 \$318.59 \$862.84
207236		\$852.60	4/7/2008	CDA COLTON PD DA OFFICE GENERAL FUND	\$8.53 \$554.19 \$85.26 \$204.62





State of California  
**ASSET FORFEITURE REPORT - 2008**

*Table 3*

Admin Number	Docket Number	Amount Forfeited	Date Disbursed	Recipient	Amount Disbursed
207237		\$61,843.21	7/11/2008	CDA A	\$618.44
				DA OFFICE	\$6,184.32
				GENERAL FUND	\$14,842.37
				LA DEPT OF AIRPORT	\$7,235.66
				ONTARIO PD	\$10,853.48
				VIRGINIA STATE POLICE	\$20,099.05
				WEST COVINA PD	\$2,009.89
207239		\$1,168.23	5/21/2008	CDA A	\$11.68
				CHINO PD	\$379.67
				DA OFFICE	\$116.82
				GENERAL FUND	\$280.37
				SAN BERNARDINO WESTNET	\$379.69
207240		\$198,576.38	9/8/2008	CDA A	\$1,985.76
				DA OFFICE	\$19,857.64
				GENERAL FUND	\$47,658.33
				SAN BERNARDINO CO SO	\$129,074.65
207241		\$3,214.92	6/5/2008	CDA A	\$32.15
				DA OFFICE	\$321.49
				GENERAL FUND	\$771.58
				SAN BERNARDINO CO SO	\$2,089.70
207242		\$1,700.39	6/11/2008	CDA A	\$17.00
				DA OFFICE	\$170.04
				GENERAL FUND	\$408.09
				SAN BERNARDINO CO SO	\$1,105.26
207244		\$102,066.92	4/10/2008	CDA A	\$1,020.67
				CHP-INLAND DIV	\$6,634.35
				DA OFFICE	\$10,206.69
				GENERAL FUND	\$24,496.06
				SAN BERNARDINO CO SO	\$59,709.15
207245		\$5,116.09	6/5/2008	CDA A	\$51.16
				DA OFFICE	\$511.61
				GENERAL FUND	\$1,227.87
				SAN BERNARDINO CO SO	\$3,325.45
207246		\$2,471.23	10/17/2008	CDA A	\$24.71
				DA OFFICE	\$247.12
				GENERAL FUND	\$593.10
				SAN BERNARDINO CO SO	\$1,606.30
207247		\$986.26	7/18/2008	CDA A	\$9.86



State of California  
**ASSET FORFEITURE REPORT - 2008**

*Table 3*

Admin Number	Docket Number	Amount Forfeited	Date Disbursed	Recipient	Amount Disbursed
				DA OFFICE	\$98.63
				GENERAL FUND	\$236.70
				SAN BERNARDINO CO SO	\$641.07
207249		\$2,393.45	7/18/2008		
				CDA A	\$23.93
				DA OFFICE	\$239.35
				GENERAL FUND	\$574.43
				SAN BERNARDINO CO SO	\$1,555.74
207250		\$944.89	10/17/2008		
				CDA A	\$9.45
				DA OFFICE	\$94.49
				GENERAL FUND	\$226.77
				REDLANDS PD	\$307.09
				SAN BERNARDINO CO SO	\$307.09
207253		\$46,088.12	10/14/2008		
				CDA A	\$460.88
				DA OFFICE	\$4,608.81
				GENERAL FUND	\$11,061.15
				LA DEPT OF AIRPORT	\$5,991.46
				ONTARIO PD	\$8,987.19
				PHOENIX PD-AZ	\$14,978.63
207255		\$8,463.02	10/14/2008		
				CDA A	\$84.64
				DA OFFICE	\$846.30
				GENERAL FUND	\$2,031.12
				ONTARIO PD	\$4,840.84
				UPLAND PD	\$660.12
207256		\$58,641.52	8/18/2008		
				CDA A	\$586.42
				DA OFFICE	\$5,864.15
				GENERAL FUND	\$14,073.96
				SAN BERNARDINO PD	\$38,116.99
207258		\$1,053.26	7/18/2008		
				CDA A	\$10.53
				DA OFFICE	\$105.33
				GENERAL FUND	\$252.78
				SAN BERNARDINO CO SO	\$684.62
207259		\$191,475.18	4/4/2008		
				CDA A	\$1,914.75
				DA OFFICE	\$19,147.52
				GENERAL FUND	\$45,954.04
				SAN BERNARDINO CO SO	\$124,458.87
207260		\$39,494.07	4/10/2008		
				CDA A	\$394.94
				CHP-INLAND DIV	\$2,567.12
				DA OFFICE	\$3,949.41
				GENERAL FUND	\$9,478.58



State of California  
**ASSET FORFEITURE REPORT - 2008**

*Table 3*

Admin Number	Docket Number	Amount Forfeited	Date Disbursed	Recipient	Amount Disbursed
207261		\$31,827.79	11/19/2008	SAN BERNARDINO CO SO	\$23,104.02
				CDA A	\$318.28
				DA OFFICE	\$3,182.78
				GENERAL FUND	\$7,638.67
				HESPERIA PD	\$18,619.25
207262		\$22,679.00	8/11/2008	SAN BERNARDINO CO SO	\$2,068.81
				CDA A	\$226.79
				CHP-INLAND DIV	\$1,474.14
				DA OFFICE	\$2,267.90
				GENERAL FUND	\$5,442.96
207264		\$6,101.82	3/18/2008	SAN BERNARDINO CO SO	\$13,267.21
				CDA A	\$61.02
				DA OFFICE	\$610.18
				GENERAL FUND	\$1,464.44
207266		\$2,023.73	7/18/2008	SAN BERNARDINO CO SO	\$3,966.18
				CDA A	\$20.24
				DA OFFICE	\$202.37
				GENERAL FUND	\$485.70
				REDLANDS PD	\$657.71
207267		\$1,649.14	7/18/2008	SAN BERNARDINO CO SO	\$657.71
				CDA A	\$16.49
				DA OFFICE	\$164.91
				GENERAL FUND	\$395.79
				SAN BERNARDINO CO SO	\$964.76
207268		\$1,565.27	5/21/2008	SAN BERNARDINO CO SO	\$107.19
				CDA A	\$15.65
				DA OFFICE	\$156.53
				GENERAL FUND	\$375.66
				REDLANDS PD	\$508.72
207269		\$997.90	8/11/2008	SAN BERNARDINO CO SO	\$508.71
				CDA A	\$9.98
				DA OFFICE	\$99.79
				GENERAL FUND	\$239.50
207271		\$1,310.49	6/1/2008	SAN BERNARDINO CO SO	\$648.63
				CDA A	\$13.10
				DA OFFICE	\$131.05
				FONTANA PD	\$851.82
				GENERAL FUND	\$314.52



State of California  
**ASSET FORFEITURE REPORT - 2008**

*Table 3*

Admin Number	Docket Number	Amount Forfeited	Date Disbursed	Recipient	Amount Disbursed
207274		\$3,118.52	5/21/2008	CDA DA OFFICE GENERAL FUND SAN BERNARDINO CO SO	\$31.19 \$311.85 \$748.44 \$2,027.04
207275		\$1,952.21	8/11/2008	CDA DA OFFICE GENERAL FUND SAN BERNARDINO CO SO	\$19.52 \$195.22 \$468.53 \$1,268.94
207278		\$2,254.52	4/10/2008	CDA DA OFFICE GENERAL FUND SAN BERNARDINO CO SO	\$22.55 \$225.45 \$541.08 \$1,465.44
207281		\$9,352.53	5/22/2008	CDA DA OFFICE GENERAL FUND SAN BERNARDINO PD	\$93.53 \$935.25 \$2,244.61 \$6,079.14
208003		\$1,308.47	8/26/2008	CDA DA OFFICE GENERAL FUND SAN BERNARDINO CO SO	\$13.08 \$130.85 \$314.03 \$850.51
208006		\$14,877.53	9/15/2008	CDA DA OFFICE GENERAL FUND ONTARIO PD UPLAND PD	\$148.77 \$1,487.76 \$3,570.61 \$8,509.94 \$1,160.45
208007		\$13,644.14	9/15/2008	CDA DA OFFICE GENERAL FUND ONTARIO PD UPLAND PD	\$136.45 \$1,364.41 \$3,274.59 \$7,804.45 \$1,064.24
208008		\$2,546.28	9/15/2008	CDA DA OFFICE GENERAL FUND ONTARIO PD UPLAND PD	\$25.45 \$254.63 \$611.11 \$1,456.48 \$198.61
208009		\$1,079.94	9/15/2008	CDA DA OFFICE GENERAL FUND	\$10.79 \$107.99 \$259.19



State of California  
**ASSET FORFEITURE REPORT - 2008**

*Table 3*

Admin Number	Docket Number	Amount Forfeited	Date Disbursed	Recipient	Amount Disbursed
				ONTARIO PD	\$617.73
				UPLAND PD	\$84.24
208010		\$1,768.71	12/11/2008		
				CDA A	\$17.69
				DA OFFICE	\$176.87
				GENERAL FUND	\$424.49
				SAN BERNARDINO PD	\$1,149.66
208012		\$101,970.19	5/5/2008		
				CDA A	\$1,019.70
				DA OFFICE	\$10,197.02
				GENERAL FUND	\$24,472.85
				SAN BERNARDINO CO SO	\$66,280.62
208014		\$1,294.75	12/18/2008		
				CDA A	\$12.95
				DA OFFICE	\$129.48
				GENERAL FUND	\$310.74
				SAN BERNARDINO CO SO	\$841.58
208015		\$3,399.63	10/3/2008		
				CDA A	\$34.00
				COLTON PD	\$2,209.76
				DA OFFICE	\$339.96
				GENERAL FUND	\$815.91
208018		\$3,037.53	5/30/2008		
				CDA A	\$30.38
				DA OFFICE	\$303.75
				GENERAL FUND	\$729.01
				SAN BERNARDINO CO SO	\$1,974.39
208021		\$1,302.81	6/10/2008		
				CDA A	\$13.03
				DA OFFICE	\$130.28
				GENERAL FUND	\$312.67
				SAN BERNARDINO PD	\$846.83
208023	CIVSS 802466	\$65,977.73	12/18/2008		
				CDA A	\$659.78
				DA OFFICE	\$6,597.77
				GENERAL FUND	\$15,834.66
				REDLANDS PD	\$1,000.00
				SAN BERNARDINO CO SO	\$41,885.52
208024	CIVSS 802522	\$30,684.90	12/18/2008		
				CDA A	\$306.85
				DA OFFICE	\$3,068.49
				GENERAL FUND	\$7,364.38
				SAN BERNARDINO CO SO	\$19,945.18
208027	CIVSS 810230	\$1,418.93	12/18/2008		
				CDA A	\$14.19
				DA OFFICE	\$141.89
				GENERAL FUND	\$340.54



State of California  
**ASSET FORFEITURE REPORT - 2008**

*Table 3*

Admin Number	Docket Number	Amount Forfeited	Date Disbursed	Recipient	Amount Disbursed
208028		\$9,777.09	6/2/2008	SAN BERNARDINO CO SO	\$922.31
				ALCOHOL BEV. CONTROL	\$285.92
				CA DOJ-BNE RIVERSIDE	\$285.92
				CDA A	\$97.77
				CHP-SAN BERNARDINO AD	\$477.49
				DA OFFICE	\$977.71
				GENERAL FUND	\$2,346.50
				REDLANDS PD	\$285.92
				RIVERSIDE CO SO	\$285.92
				SAN BERNARDINO CO SO	\$2,573.30
				SAN BERNARDINO CO SO	\$285.94
				SAN BERNARDINO PD	\$285.92
				TF IRNET	\$1,588.78
208029	CIVSS 802600	\$3,845.44	12/18/2008	CDA A	\$38.45
				CHP-INLAND DIV	\$624.88
				DA OFFICE	\$384.54
				GENERAL FUND	\$922.91
				SAN BERNARDINO CO SO	\$1,874.66
208032		\$11,952.79	9/8/2008	CDA A	\$119.53
				DA OFFICE	\$1,195.28
				GENERAL FUND	\$2,868.67
				SAN BERNARDINO CO SO	\$7,769.31
208033		\$7,044.84	5/30/2008	CDA A	\$70.45
				DA OFFICE	\$704.48
				GENERAL FUND	\$1,690.76
				SAN BERNARDINO CO SO	\$4,579.15
208035		\$1,739.48	10/17/2008	CDA A	\$17.39
				DA OFFICE	\$173.95
				GENERAL FUND	\$417.48
				SAN BERNARDINO CO SO	\$113.07
				VICTORVILLE PD	\$1,017.59
208036		\$7,525.54	6/2/2008	ALCOHOL BEV. CONTROL	\$244.58
				CDA A	\$75.26
				DA OFFICE	\$752.55
				GENERAL FUND	\$1,806.13
				REDLANDS PD	\$244.58
				RIVERSIDE CO SO	\$244.58
				SAN BERNARDINO CO SO	\$2,445.80
				SAN BERNARDINO CO SO	\$244.58
				SAN BERNARDINO PD	\$244.58
				TF IRNET	\$1,222.90



State of California  
**ASSET FORFEITURE REPORT - 2008**

*Table 3*

<b>Admin Number</b>	<b>Docket Number</b>	<b>Amount Forfeited</b>	<b>Date Disbursed</b>	<b>Recipient</b>	<b>Amount Disbursed</b>
208037		\$1,295.76	11/13/2008	CDA DA OFFICE FONTANA PD GENERAL FUND	\$12.96 \$129.58 \$842.24 \$310.98
208039		\$15,509.23	5/30/2008	CDA DA OFFICE GENERAL FUND SAN BERNARDINO CO SO	\$155.09 \$1,550.92 \$3,722.22 \$10,081.00
208041		\$943.19	6/25/2008	CDA COLTON PD DA OFFICE GENERAL FUND	\$9.43 \$613.07 \$94.32 \$226.37
208050		\$4,685.67	8/26/2008	CDA DA OFFICE GENERAL FUND SAN BERNARDINO CO SO	\$46.86 \$468.57 \$1,124.56 \$3,045.68
208051		\$7,051.43	8/26/2008	ALCOHOL BEV. CONTROL CA DOJ-BNE RIVERSIDE CDA DA OFFICE GENERAL FUND REDLANDS PD RIVERSIDE CO SO SAN BERNARDINO CO SO SAN BERNARDINO CO SO SAN BERNARDINO PD TF IRNET	\$229.17 \$229.17 \$70.51 \$705.14 \$1,692.34 \$229.17 \$229.17 \$2,062.56 \$229.17 \$229.17 \$1,145.86
208055		\$2,350.60	11/19/2008	CDA DA OFFICE GENERAL FUND REDLANDS PD SAN BERNARDINO CO SO	\$23.51 \$235.06 \$564.14 \$763.94 \$763.95
208056		\$2,244.87	11/13/2008	CDA DA OFFICE FONTANA PD GENERAL FUND	\$22.45 \$224.48 \$1,459.17 \$538.77
208057		\$3,509.19	12/11/2008	CDA DA OFFICE GENERAL FUND	\$35.09 \$350.92 \$842.21



State of California  
**ASSET FORFEITURE REPORT - 2008**

*Table 3*

Admin Number	Docket Number	Amount Forfeited	Date Disbursed	Recipient	Amount Disbursed
208059		\$1,059.86	11/19/2008	SAN BERNARDINO PD	\$2,280.97
				CDA	\$10.60
				DA OFFICE	\$105.99
				GENERAL FUND	\$254.37
208062		\$6,760.61	11/19/2008	SAN BERNARDINO CO SO	\$688.90
				CDA	\$67.61
				DA OFFICE	\$676.06
				GENERAL FUND	\$1,622.55
208064		\$5,915.34	11/20/2008	SAN BERNARDINO CO SO	\$4,394.39
				ALCOHOL BEV. CONTROL	\$205.98
				CDA	\$59.15
				DA OFFICE	\$591.53
				GENERAL FUND	\$1,419.68
				REDLANDS PD	\$205.98
				RIVERSIDE CO SO	\$205.98
				SAN BERNARDINO CO SO	\$2,059.82
				SAN BERNARDINO PD	\$205.98
208066		\$5,292.75	9/19/2008	TF IRNET	\$961.24
				CDA	\$52.93
				DA OFFICE	\$529.28
				GENERAL FUND	\$1,270.26
				SAN BERNARDINO CO SO	\$3,440.28
208068		\$1,624.88	10/17/2008		
				CDA	\$16.25
				DA OFFICE	\$162.49
				GENERAL FUND	\$389.97
208070		\$1,015.12	11/19/2008	SAN BERNARDINO CO SO	\$1,056.17
				CDA	\$10.15
				DA OFFICE	\$101.51
				GENERAL FUND	\$243.63
				RANCHO CUCAMONGA PD	\$593.85
208073		\$8,257.20	10/17/2008	SAN BERNARDINO CO SO	\$65.98
				CDA	\$82.57
				DA OFFICE	\$825.72
				GENERAL FUND	\$1,981.73
208074	CIVSS 807678	\$36,725.35	11/26/2008	SAN BERNARDINO CO SO	\$5,367.18
				CDA	\$367.25
				DA OFFICE	\$3,672.54
				GENERAL FUND	\$8,814.08
				SAN BERNARDINO CO SO	\$2,387.15





State of California  
**ASSET FORFEITURE REPORT - 2008**

*Table 3*

Admin Number	Docket Number	Amount Forfeited	Date Disbursed	Recipient	Amount Disbursed
208075		\$18,365.16	9/18/2008	VICTORVILLE PD	\$21,484.33
				CDA A	\$183.65
				DA OFFICE	\$1,836.52
				GENERAL FUND	\$4,407.64
208079		\$1,422.94	12/11/2008	SAN BERNARDINO CO SO	\$11,937.35
				CDA A	\$14.23
				DA OFFICE	\$142.29
				GENERAL FUND	\$341.51
208081		\$3,899.64	11/19/2008	SAN BERNARDINO PD	\$924.91
				APPLE VALLEY PD	\$2,281.29
				CDA A	\$39.00
				DA OFFICE	\$389.96
				GENERAL FUND	\$935.91
208089	CIVSS 807680	\$69,216.31	11/26/2008	SAN BERNARDINO CO SO	\$253.48
				ALCOHOL BEV. CONTROL	\$2,410.21
				CDA A	\$692.16
				DA OFFICE	\$6,921.63
				GENERAL FUND	\$16,611.91
				REDLANDS PD	\$2,410.21
				RIVERSIDE CO SO	\$2,410.21
				SAN BERNARDINO CO SO	\$24,102.12
				SAN BERNARDINO PD	\$2,410.21
208091		\$1,056.63	11/19/2008	TF IRNET	\$11,247.65
				CDA A	\$10.57
				DA OFFICE	\$105.66
				GENERAL FUND	\$253.59
				RANCHO CUCAMONGA PD	\$618.13
208094		\$1,591.99	12/11/2008	SAN BERNARDINO CO SO	\$68.68
				CDA A	\$15.92
				DA OFFICE	\$159.20
				GENERAL FUND	\$382.08
208095		\$425.83	12/11/2008	SAN BERNARDINO PD	\$1,034.79
				CDA A	\$4.26
				DA OFFICE	\$42.58
				GENERAL FUND	\$102.20
208098	CIVSS 810018	\$12,886.22	12/18/2008	SAN BERNARDINO PD	\$276.79
				CDA A	\$128.86
				DA OFFICE	\$1,288.62
				GENERAL FUND	\$3,092.69



State of California  
**ASSET FORFEITURE REPORT - 2008**

*Table 3*

Admin Number	Docket Number	Amount Forfeited	Date Disbursed	Recipient	Amount Disbursed
208099		\$11,987.06	12/29/2008	REDLANDS PD	\$4,188.02
				SAN BERNARDINO PD	\$4,188.03
				CDA A	\$119.87
				DA OFFICE	\$1,198.71
				GENERAL FUND	\$2,876.89
208100		\$823.11	12/11/2008	SAN BERNARDINO PD	\$7,791.59
				CDA A	\$8.23
				DA OFFICE	\$82.31
				GENERAL FUND	\$197.55
				SAN BERNARDINO PD	\$535.02
208101		\$1,706.18	11/19/2008	CDA A	\$17.06
				CHP-VICTORVILLE	\$998.12
				DA OFFICE	\$170.62
				GENERAL FUND	\$409.48
				SAN BERNARDINO CO SO	\$110.90
208102	CIVSS 808046	\$50,021.43	11/26/2008	CDA A	\$500.21
				CHP-INLAND DIV	\$3,251.39
				DA OFFICE	\$5,002.14
				GENERAL FUND	\$12,005.14
				SAN BERNARDINO CO SO	\$29,262.55
208103		\$1,519.91	11/19/2008	CDA A	\$15.20
				DA OFFICE	\$151.99
				GENERAL FUND	\$364.78
				SAN BERNARDINO CO SO	\$987.94
				208104	CIVSS 809204
DA OFFICE	\$3,200.15				
GENERAL FUND	\$7,680.37				
SAN BERNARDINO CO SO	\$20,801.00				
208105	CIVSS 807756	\$151,381.49	12/15/2008		
				DA OFFICE	\$15,138.15
				GENERAL FUND	\$36,331.56
				ONTARIO PD	\$78,718.38
				UPLAND PD	\$19,679.59
208107	CIVSS 808206	\$46,784.21	11/18/2008	CDA A	\$467.85
				DA OFFICE	\$4,678.42
				GENERAL FUND	\$11,228.21
				LA DEPT OF AIRPORT	\$6,081.94
				ONTARIO PD	\$9,122.92
				PHOENIX PD-AZ	\$15,204.87



State of California  
**ASSET FORFEITURE REPORT - 2008**

*Table 3*

Admin Number	Docket Number	Amount Forfeited	Date Disbursed	Recipient	Amount Disbursed
208114		\$9,711.09	11/26/2008	CDA DA OFFICE GENERAL FUND SAN BERNARDINO CO SO	\$97.11 \$971.11 \$2,330.66 \$6,312.21
208116		\$4,833.01	10/17/2008	CDA CHP-INLAND DIV DA OFFICE GENERAL FUND SAN BERNARDINO CO SO	\$48.33 \$314.15 \$483.30 \$1,159.92 \$2,827.31
208117		\$2,148.08	11/26/2008	CDA DA OFFICE GENERAL FUND SAN BERNARDINO CO SO	\$21.48 \$214.81 \$515.54 \$1,396.25
208118		\$1,160.39	11/13/2008	CDA DA OFFICE FONTANA PD GENERAL FUND	\$11.61 \$116.04 \$754.25 \$278.49
208119		\$963.30	11/13/2008	CDA DA OFFICE FONTANA PD GENERAL FUND	\$9.63 \$96.33 \$626.15 \$231.19
208123		\$2,348.25	12/11/2008	CDA DA OFFICE GENERAL FUND SAN BERNARDINO PD	\$23.48 \$234.83 \$563.58 \$1,526.36
208125		\$5,213.22	9/18/2008	CDA DA OFFICE GENERAL FUND SAN BERNARDINO CO SO VICTORVILLE PD	\$52.13 \$521.32 \$1,251.17 \$338.87 \$3,049.73
208131		\$4,687.33	12/18/2008	CDA DA OFFICE GENERAL FUND HIGHLAND PD SAN BERNARDINO CO SO	\$46.87 \$468.73 \$1,124.96 \$2,742.08 \$304.69
208135		\$7,023.46	10/1/2008	ALCOHOL BEV. CONTROL CDA DA OFFICE	\$228.26 \$70.23 \$702.35



State of California  
**ASSET FORFEITURE REPORT - 2008**

*Table 3*

Admin Number	Docket Number	Amount Forfeited	Date Disbursed	Recipient	Amount Disbursed
				GENERAL FUND	\$1,685.63
				REDLANDS PD	\$228.26
				RIVERSIDE CO SO	\$228.26
				SAN BERNARDINO CO SO	\$2,510.90
				SAN BERNARDINO PD	\$228.26
				TF IRNET	\$1,141.31
208137		\$2,374.06	11/19/2008		
				CDA A	\$23.74
				DA OFFICE	\$237.41
				GENERAL FUND	\$569.77
				SAN BERNARDINO CO SO	\$154.31
				VICTORVILLE PD	\$1,388.83
208139		\$962.51	12/15/2008		
				CDA A	\$9.63
				DA OFFICE	\$96.25
				GENERAL FUND	\$231.00
				ONTARIO PD	\$625.63
208142		\$5,978.71	12/18/2008		
				CDA A	\$59.79
				DA OFFICE	\$597.87
				GENERAL FUND	\$1,434.89
				SAN BERNARDINO CO SO	\$3,886.16
208144	CIVSS 810017	\$863.73	12/18/2008		
				CDA A	\$8.64
				DA OFFICE	\$86.37
				GENERAL FUND	\$207.30
				SAN BERNARDINO CO SO	\$56.14
				VICTORVILLE PD	\$505.28
208146	CIVSS 810231	\$184,341.00	12/3/2008		
				CDA A	\$1,843.41
				DA OFFICE	\$18,434.10
				GENERAL FUND	\$44,241.84
				LA IMPACT	\$119,821.65
208149		\$8,034.86	11/19/2008		
				CDA A	\$80.35
				DA OFFICE	\$803.49
				GENERAL FUND	\$1,928.37
				SAN BERNARDINO CO SO	\$5,222.65
208150		\$14,178.58	11/26/2008		
				ALCOHOL BEV. CONTROL	\$475.72
				CDA A	\$141.79
				DA OFFICE	\$1,417.86
				GENERAL FUND	\$3,402.86
				REDLANDS PD	\$475.72
				RIVERSIDE CO SO	\$475.72
				SAN BERNARDINO CO SO	\$5,009.17
				SAN BERNARDINO PD	\$475.72



State of California  
**ASSET FORFEITURE REPORT - 2008**

*Table 3*

<b>Admin Number</b>	<b>Docket Number</b>	<b>Amount Forfeited</b>	<b>Date Disbursed</b>	<b>Recipient</b>	<b>Amount Disbursed</b>
208157		\$3,091.62	12/26/2008	TF IRNET	\$2,304.02
				ALCOHOL BEV. CONTROL	\$100.48
				CDAA	\$30.92
				CHP-RANCHO CUCAMONGA	\$100.48
				DA OFFICE	\$309.16
				GENERAL FUND	\$741.99
				REDLANDS PD	\$100.48
				RIVERSIDE CO SO	\$100.48
				SAN BERNARDINO CO SO	\$1,004.76
				SAN BERNARDINO PD	\$100.48
				TF IRNET	\$502.39
208176		\$5,353.59	12/18/2008	CDAA	\$53.54
				DA OFFICE	\$535.36
				GENERAL FUND	\$1,284.86
				SAN BERNARDINO CO SO	\$3,479.83
208190		\$4,081.43	12/18/2008	CDAA	\$40.81
				DA OFFICE	\$408.14
				GENERAL FUND	\$979.54
				SAN BERNARDINO CO SO	\$2,652.94
208202		\$6,763.93	12/18/2008	CDAA	\$67.64
				DA OFFICE	\$676.39
				GENERAL FUND	\$1,623.34
				SAN BERNARDINO CO SO	\$4,396.56
208205		\$10,945.55	11/26/2008	ALCOHOL BEV. CONTROL	\$381.14
				CDAA	\$109.46
				DA OFFICE	\$1,094.56
				GENERAL FUND	\$2,626.93
				REDLANDS PD	\$381.14
				RIVERSIDE CO SO	\$381.14
				SAN BERNARDINO CO SO	\$3,811.39
				SAN BERNARDINO PD	\$381.14
				TF IRNET	\$1,778.65
208213		\$10,810.83	11/26/2008	ALCOHOL BEV. CONTROL	\$376.45
				CDAA	\$108.11
				DA OFFICE	\$1,081.08
				GENERAL FUND	\$2,594.60
				REDLANDS PD	\$376.45
				RIVERSIDE CO SO	\$376.45
				SAN BERNARDINO CO SO	\$3,764.48
				SAN BERNARDINO PD	\$376.45
				TF IRNET	\$1,756.76



State of California  
ASSET FORFEITURE REPORT - 2008

*Table 3*

Admin Number	Docket Number	Amount Forfeited	Date Disbursed	Recipient	Amount Disbursed
<b>SAN BERNARDINO</b>					<b>\$3,597,291.69</b>



State of California  
ASSET FORFEITURE REPORT - 2008

Table 3

Admin Number	Docket Number	Amount Forfeited	Date Disbursed	Recipient	Amount Disbursed
<b>SAN DIEGO</b>					
08-001		\$1,483.43	3/26/2008	CDA CHULA VISTA PD DA OFFICE GENERAL FUND	\$14.83 \$964.24 \$148.34 \$356.02
08-002		\$4,972.46	6/30/2008	CDA CHULA VISTA PD DA OFFICE GENERAL FUND	\$49.72 \$3,232.10 \$497.25 \$1,193.39
08-003		\$1,037.97	5/29/2008	CDA CHULA VISTA PD DA OFFICE GENERAL FUND	\$10.38 \$674.68 \$103.80 \$249.11
08-004		\$987.68	5/29/2008	CDA CHULA VISTA PD DA OFFICE GENERAL FUND	\$9.88 \$641.99 \$98.77 \$237.04
08-006		\$5,455.39	7/24/2008	CDA CHULA VISTA PD DA OFFICE GENERAL FUND	\$54.55 \$3,546.01 \$545.54 \$1,309.29
08-007		\$1,422.38	8/13/2008	CDA CHULA VISTA PD DA OFFICE GENERAL FUND	\$14.22 \$924.55 \$142.24 \$341.37
08-008		\$832.51	8/13/2008	CDA CHULA VISTA PD DA OFFICE GENERAL FUND	\$8.33 \$541.13 \$83.25 \$199.80
08-009		\$1,099.39	8/13/2008	CDA CHULA VISTA PD DA OFFICE GENERAL FUND	\$10.99 \$714.61 \$109.94 \$263.85
<b>SAN DIEGO</b>					<b>\$17,291.21</b>



State of California  
**ASSET FORFEITURE REPORT - 2008**

*Table 3*

Admin Number	Docket Number	Amount Forfeited	Date Disbursed	Recipient	Amount Disbursed
<b>SAN FRANCISCO</b>					
01-107		\$783.98	8/29/2008	15% - 11489	\$76.44
				CDAA	\$7.84
				DA OFFICE	\$78.39
				GENERAL FUND	\$188.16
				SAN FRANCISCO PD	\$433.15
01-274		\$821.44	4/30/2008	15% - 11489	\$80.09
				CDAA	\$8.21
				DA OFFICE	\$82.15
				GENERAL FUND	\$197.14
				SAN FRANCISCO PD	\$453.85
02-076		\$1,027.14	2/28/2008	15% - 11489	\$100.15
				CDAA	\$10.27
				DA OFFICE	\$102.72
				GENERAL FUND	\$246.51
				SAN FRANCISCO PD	\$567.49
02-172		\$721.11	1/17/2008	15% - 11489	\$70.31
				CDAA	\$7.21
				DA OFFICE	\$72.11
				GENERAL FUND	\$173.07
				SAN FRANCISCO PD	\$398.41
02-200		\$629.79	1/17/2008	15% - 11489	\$61.40
				CDAA	\$6.30
				DA OFFICE	\$62.98
				GENERAL FUND	\$151.15
				SAN FRANCISCO PD	\$347.96
02-203		\$1,897.91	2/28/2008	15% - 11489	\$185.05
				CDAA	\$18.98
				DA OFFICE	\$189.78
				GENERAL FUND	\$455.50
				SAN FRANCISCO PD	\$1,048.60
02-217		\$3,059.89	2/28/2008	15% - 11489	\$298.34
				CDAA	\$30.60
				DA OFFICE	\$305.99
				GENERAL FUND	\$734.37
				SAN FRANCISCO PD	\$1,690.59
02-254		\$1,894.63	1/17/2008	15% - 11489	\$184.73
				CDAA	\$18.95
				DA OFFICE	\$189.46





State of California  
**ASSET FORFEITURE REPORT - 2008**

*Table 3*

<b>Admin Number</b>	<b>Docket Number</b>	<b>Amount Forfeited</b>	<b>Date Disbursed</b>	<b>Recipient</b>	<b>Amount Disbursed</b>
				GENERAL FUND	\$454.71
				SAN FRANCISCO PD	\$1,046.78
02-264		\$2,270.55	2/28/2008	15% - 11489	\$221.38
				CDA A	\$22.71
				DA OFFICE	\$227.05
				GENERAL FUND	\$544.93
				SAN FRANCISCO PD	\$1,254.48
03-008		\$536.54	4/30/2008	15% - 11489	\$52.31
				CDA A	\$5.37
				DA OFFICE	\$53.65
				GENERAL FUND	\$128.77
				SAN FRANCISCO PD	\$296.44
03-012		\$4,579.43	4/30/2008	15% - 11489	\$446.49
				CDA A	\$45.79
				DA OFFICE	\$457.95
				GENERAL FUND	\$1,099.06
				SAN FRANCISCO PD	\$2,530.14
03-026		\$1,600.29	4/30/2008	15% - 11489	\$156.03
				CDA A	\$16.00
				DA OFFICE	\$160.03
				GENERAL FUND	\$384.07
				SAN FRANCISCO PD	\$884.16
03-048		\$792.44	4/30/2008	15% - 11489	\$77.26
				CDA A	\$7.92
				DA OFFICE	\$79.25
				GENERAL FUND	\$190.19
				SAN FRANCISCO PD	\$437.82
03-060		\$1,543.04	6/30/2008	15% - 11489	\$150.45
				CDA A	\$15.43
				DA OFFICE	\$154.30
				GENERAL FUND	\$370.33
				SAN FRANCISCO PD	\$852.53
03-061		\$7,162.41	6/30/2008	15% - 11489	\$698.33
				CDA A	\$71.62
				DA OFFICE	\$716.25
				GENERAL FUND	\$1,718.98
				SAN FRANCISCO PD	\$3,957.23
03-079		\$2,226.62	6/30/2008	15% - 11489	\$217.10
				CDA A	\$22.27



State of California  
**ASSET FORFEITURE REPORT - 2008**

*Table 3*

Admin Number	Docket Number	Amount Forfeited	Date Disbursed	Recipient	Amount Disbursed
				DA OFFICE	\$222.65
				GENERAL FUND	\$534.39
				SAN FRANCISCO PD	\$1,230.21
03-153		\$585.80	10/31/2008		
				15% - 11489	\$57.12
				CDA A	\$5.86
				DA OFFICE	\$58.58
				GENERAL FUND	\$140.59
				SAN FRANCISCO PD	\$323.65
03-154		\$2,791.14	10/31/2008		
				15% - 11489	\$272.14
				CDA A	\$27.91
				DA OFFICE	\$279.12
				GENERAL FUND	\$669.87
				SAN FRANCISCO PD	\$1,542.10
03-162		\$623.94	12/19/2008		
				15% - 11489	\$60.83
				CDA A	\$6.24
				CDCR	\$172.36
				DA OFFICE	\$62.40
				GENERAL FUND	\$149.75
				SAN FRANCISCO PD	\$172.36
03-184		\$2,457.93	10/31/2008		
				15% - 11489	\$239.65
				CDA A	\$24.58
				DA OFFICE	\$245.79
				GENERAL FUND	\$589.90
				SAN FRANCISCO PD	\$1,358.01
03-191		\$3,671.52	2/28/2008		
				15% - 11489	\$357.97
				CDA A	\$36.72
				DA OFFICE	\$367.16
				GENERAL FUND	\$881.16
				SAN FRANCISCO PD	\$2,028.51
03-201		\$2,012.55	11/28/2008		
				15% - 11489	\$196.22
				CDA A	\$20.13
				DA OFFICE	\$201.26
				GENERAL FUND	\$483.01
				SAN FRANCISCO PD	\$1,111.93
03-223		\$5,333.61	3/28/2008		
				15% - 11489	\$520.03
				CDA A	\$53.34
				DA OFFICE	\$533.36
				GENERAL FUND	\$1,280.07
				SAN FRANCISCO PD	\$982.27
				TF SAN MATEO CO NTF	\$1,964.54



State of California  
**ASSET FORFEITURE REPORT - 2008**

*Table 3*

Admin Number	Docket Number	Amount Forfeited	Date Disbursed	Recipient	Amount Disbursed
03-256		\$1,909.85	11/28/2008	15% - 11489	\$186.21
				CDA A	\$19.10
				DA OFFICE	\$190.99
				GENERAL FUND	\$458.36
				SAN FRANCISCO PD	\$1,055.19
04-052		\$1,375.12	11/28/2008	15% - 11489	\$134.07
				CDA A	\$13.75
				DA OFFICE	\$137.52
				GENERAL FUND	\$330.03
				SAN FRANCISCO PD	\$759.75
04-155		\$5,263.54	1/16/2008	15% - 11489	\$513.20
				CDA A	\$52.64
				DA OFFICE	\$526.35
				GENERAL FUND	\$1,263.25
				PACIFICA PD	\$1,454.05
				SAN FRANCISCO PD	\$1,454.05
04-245		\$594.42	11/28/2008	15% - 11489	\$57.96
				CDA A	\$5.94
				DA OFFICE	\$59.44
				GENERAL FUND	\$142.66
				SAN FRANCISCO PD	\$328.42
04-279		\$2,083.60	10/30/2008	15% - 11489	\$203.15
				CDA A	\$20.84
				DA OFFICE	\$208.36
				GENERAL FUND	\$500.06
				SAN FRANCISCO PD	\$1,151.19
05-028		\$1,788.82	6/30/2008	15% - 11489	\$174.41
				CDA A	\$17.89
				DA OFFICE	\$178.88
				GENERAL FUND	\$429.32
				SAN FRANCISCO PD	\$988.32
05-139		\$8,985.94	10/30/2008	15% - 11489	\$876.13
				CDA A	\$89.86
				DA OFFICE	\$898.59
				GENERAL FUND	\$2,156.63
				SAN FRANCISCO PD	\$4,964.73
05-153		\$956.34	4/10/2008	15% - 11489	\$93.24
				CDA A	\$9.56
				DA OFFICE	\$95.64



State of California  
**ASSET FORFEITURE REPORT - 2008**

*Table 3*

Admin Number	Docket Number	Amount Forfeited	Date Disbursed	Recipient	Amount Disbursed
				GENERAL FUND	\$229.52
				SAN FRANCISCO PD	\$528.38
05-190		\$4,493.50	3/20/2008	15% - 11489	\$438.12
				CDA A	\$44.94
				DA OFFICE	\$449.34
				GENERAL FUND	\$1,078.44
				SAN FRANCISCO PD	\$2,482.66
05-198		\$4,137.83	3/13/2008	15% - 11489	\$403.44
				CDA A	\$41.38
				DA OFFICE	\$413.78
				GENERAL FUND	\$993.08
				SAN FRANCISCO PD	\$2,286.15
05-198A		\$476.00	3/13/2008	15% - 11489	\$46.41
				CDA A	\$4.76
				DA OFFICE	\$47.60
				GENERAL FUND	\$114.24
				SAN FRANCISCO PD	\$262.99
05-210		\$587.83	5/14/2008	15% - 11489	\$57.31
				CDA A	\$5.88
				DA OFFICE	\$58.78
				GENERAL FUND	\$141.08
				SAN FRANCISCO PD	\$324.78
05-255		\$784.26	4/24/2008	15% - 11489	\$76.47
				CDA A	\$7.84
				DA OFFICE	\$78.43
				GENERAL FUND	\$188.22
				SAN FRANCISCO PD	\$433.30
05-278		\$1,371.52	3/20/2008	15% - 11489	\$133.72
				CDA A	\$13.72
				DA OFFICE	\$137.16
				GENERAL FUND	\$329.16
				SAN FRANCISCO PD	\$757.76
05-281		\$18,818.70	1/16/2008	15% - 11489	\$1,834.82
				CDA A	\$188.19
				DA OFFICE	\$1,881.87
				GENERAL FUND	\$4,516.49
				SAN FRANCISCO PD	\$10,397.33
06-061		\$551.94	11/28/2008	15% - 11489	\$53.81
				CDA A	\$5.52



State of California  
**ASSET FORFEITURE REPORT - 2008**

*Table 3*

Admin Number	Docket Number	Amount Forfeited	Date Disbursed	Recipient	Amount Disbursed
				DA OFFICE	\$55.19
				GENERAL FUND	\$132.47
				SAN FRANCISCO PD	\$304.95
06-086		\$8,385.03	8/28/2008	15% - 11489	\$817.54
				CDA A	\$83.85
				DA OFFICE	\$5,471.23
				GENERAL FUND	\$2,012.41
06-133		\$7,920.00	2/21/2008	15% - 11489	\$772.20
				CDA A	\$79.20
				DA OFFICE	\$792.00
				GENERAL FUND	\$1,900.80
				SAN FRANCISCO PD	\$4,375.80
06-136		\$849.26	4/10/2008	15% - 11489	\$82.80
				CDA A	\$8.49
				DA OFFICE	\$84.93
				GENERAL FUND	\$203.82
				SAN FRANCISCO PD	\$469.22
06-165		\$1,400.43	4/10/2008	15% - 11489	\$136.54
				CDA A	\$14.00
				DA OFFICE	\$140.05
				GENERAL FUND	\$336.10
				SAN FRANCISCO PD	\$773.74
06-182		\$530.80	4/10/2008	15% - 11489	\$51.75
				CDA A	\$5.31
				DA OFFICE	\$53.08
				GENERAL FUND	\$127.39
				SAN FRANCISCO PD	\$293.27
06-198		\$10,163.85	8/28/2008	15% - 11489	\$990.98
				CDA A	\$101.64
				DA OFFICE	\$1,016.38
				GENERAL FUND	\$2,439.32
				SAN FRANCISCO PD	\$5,615.53
06-217		\$985.37	12/18/2008	15% - 11489	\$96.07
				CDA A	\$9.85
				DA OFFICE	\$98.54
				GENERAL FUND	\$236.49
				SAN FRANCISCO PD	\$544.42
06-237		\$3,378.58	3/13/2008	15% - 11489	\$329.41
				CDA A	\$33.79



State of California  
**ASSET FORFEITURE REPORT - 2008**

*Table 3*

Admin Number	Docket Number	Amount Forfeited	Date Disbursed	Recipient	Amount Disbursed
				DA OFFICE	\$337.85
				GENERAL FUND	\$810.86
				SAN FRANCISCO PD	\$1,866.67
06-249		\$554.58	6/30/2008		
				15% - 11489	\$54.07
				CDA A	\$5.55
				DA OFFICE	\$55.45
				GENERAL FUND	\$133.10
				SAN FRANCISCO PD	\$306.41
07-013		\$1,225.58	3/20/2008		
				15% - 11489	\$119.49
				CDA A	\$12.26
				DA OFFICE	\$122.56
				GENERAL FUND	\$294.14
				SAN FRANCISCO PD	\$677.13
07-022		\$33,397.40	12/18/2008		
				15% - 11489	\$3,256.25
				CDA A	\$333.97
				DA OFFICE	\$3,339.74
				GENERAL FUND	\$8,015.38
				SAN FRANCISCO PD	\$18,452.06
07-033		\$2,876.37	6/30/2008		
				15% - 11489	\$280.45
				CDA A	\$28.76
				DA OFFICE	\$287.64
				GENERAL FUND	\$690.33
				SAN FRANCISCO PD	\$1,589.19
07-058		\$20,736.89	7/9/2008		
				15% - 11489	\$2,021.85
				CDA A	\$207.37
				DA OFFICE	\$2,073.69
				GENERAL FUND	\$4,976.85
				SAN FRANCISCO PD	\$11,457.13
07-066		\$3,433.54	2/21/2008		
				15% - 11489	\$334.77
				CDA A	\$34.34
				DA OFFICE	\$343.35
				GENERAL FUND	\$824.05
				SAN FRANCISCO PD	\$1,897.03
07-075		\$12,968.73	12/18/2008		
				15% - 11489	\$1,264.45
				CDA A	\$129.69
				DA OFFICE	\$1,296.87
				GENERAL FUND	\$3,112.50
				SAN FRANCISCO PD	\$7,165.22
07-081		\$10,491.54	4/24/2008		
				15% - 11489	\$1,022.93



State of California  
**ASSET FORFEITURE REPORT - 2008**

*Table 3*

Admin Number	Docket Number	Amount Forfeited	Date Disbursed	Recipient	Amount Disbursed
				CDAA	\$104.92
				DA OFFICE	\$1,049.14
				GENERAL FUND	\$2,517.97
				SAN FRANCISCO PD	\$5,796.58
07-084		\$5,340.72	6/30/2008		
				15% - 11489	\$520.73
				CDAA	\$53.41
				DA OFFICE	\$534.07
				GENERAL FUND	\$1,281.77
				OAKLAND PD	\$718.25
				SAN FRANCISCO PD	\$2,232.49
07-089		\$10,011.54	4/10/2008		
				15% - 11489	\$976.13
				CDAA	\$100.12
				DA OFFICE	\$1,001.14
				GENERAL FUND	\$2,402.77
				SAN FRANCISCO PD	\$5,531.38
07-105		\$596.06	12/18/2008		
				15% - 11489	\$58.12
				CDAA	\$5.96
				DA OFFICE	\$59.61
				GENERAL FUND	\$143.05
				SAN FRANCISCO PD	\$329.32
07-110		\$2,978.06	3/20/2008		
				15% - 11489	\$290.36
				CDAA	\$29.78
				DA OFFICE	\$297.81
				GENERAL FUND	\$714.73
				SAN FRANCISCO PD	\$1,645.38
07-135		\$759.70	8/28/2008		
				15% - 11489	\$74.07
				CDAA	\$7.60
				DA OFFICE	\$75.97
				GENERAL FUND	\$182.33
				SAN FRANCISCO PD	\$419.73
07-136		\$4,996.60	4/24/2008		
				15% - 11489	\$487.17
				CDAA	\$49.97
				DA OFFICE	\$499.66
				GENERAL FUND	\$1,199.18
				SAN FRANCISCO PD	\$2,760.62
07-152		\$9,889.89	6/30/2008		
				15% - 11489	\$964.26
				CDAA	\$98.90
				DA OFFICE	\$989.00
				GENERAL FUND	\$2,373.57
				SAN FRANCISCO PD	\$5,464.16



State of California  
**ASSET FORFEITURE REPORT - 2008**

*Table 3*

Admin Number	Docket Number	Amount Forfeited	Date Disbursed	Recipient	Amount Disbursed
07-154		\$4,408.40	10/30/2008	15% - 11489	\$429.82
				CDA	\$44.08
				DA OFFICE	\$440.84
				GENERAL FUND	\$1,058.02
				SAN FRANCISCO PD	\$2,435.64
07-167		\$383.79	6/30/2008	15% - 11489	\$37.42
				CDA	\$3.84
				DA OFFICE	\$38.38
				GENERAL FUND	\$92.11
				SAN FRANCISCO PD	\$212.04
07-180		\$1,130.86	1/30/2008	15% - 11489	\$110.26
				CDA	\$11.31
				DA OFFICE	\$113.08
				GENERAL FUND	\$271.41
				SAN FRANCISCO PD	\$624.80
07-181		\$496.86	2/21/2008	15% - 11489	\$48.44
				CDA	\$4.97
				DA OFFICE	\$49.68
				GENERAL FUND	\$119.25
				SAN FRANCISCO PD	\$274.52
07-182		\$2,102.43	3/13/2008	15% - 11489	\$204.99
				CDA	\$21.02
				DA OFFICE	\$210.25
				GENERAL FUND	\$504.58
				SAN FRANCISCO PD	\$1,161.59
07-183		\$1,680.86	1/30/2008	15% - 11489	\$163.88
				CDA	\$16.81
				DA OFFICE	\$168.08
				GENERAL FUND	\$403.41
				SAN FRANCISCO PD	\$928.68
07-185		\$683.86	2/21/2008	15% - 11489	\$66.68
				CDA	\$6.84
				DA OFFICE	\$68.38
				GENERAL FUND	\$164.13
				SAN FRANCISCO PD	\$377.83
07-186		\$264.94	10/30/2008	15% - 11489	\$25.83
				CDA	\$2.65
				DA OFFICE	\$26.49
				GENERAL FUND	\$63.59





State of California  
**ASSET FORFEITURE REPORT - 2008**

*Table 3*

Admin Number	Docket Number	Amount Forfeited	Date Disbursed	Recipient	Amount Disbursed
07-187		\$1,741.86	1/30/2008	SAN FRANCISCO PD	\$146.38
				15% - 11489	\$169.83
				CDAA	\$17.42
				DA OFFICE	\$174.18
				GENERAL FUND	\$418.05
07-188		\$709.86	2/21/2008	SAN FRANCISCO PD	\$962.38
				15% - 11489	\$69.21
				CDAA	\$7.10
				DA OFFICE	\$70.98
				GENERAL FUND	\$170.37
07-189		\$503.86	2/21/2008	SAN FRANCISCO PD	\$392.20
				15% - 11489	\$49.13
				CDAA	\$5.04
				DA OFFICE	\$50.38
				GENERAL FUND	\$120.93
07-190		\$5,765.86	1/30/2008	SAN FRANCISCO PD	\$278.38
				15% - 11489	\$562.17
				CDAA	\$57.66
				DA OFFICE	\$576.58
				GENERAL FUND	\$1,383.81
07-191		\$499.86	2/21/2008	SAN FRANCISCO PD	\$3,185.64
				15% - 11489	\$48.74
				CDAA	\$5.00
				DA OFFICE	\$49.98
				GENERAL FUND	\$119.97
07-192		\$1,248.15	1/30/2008	SAN FRANCISCO PD	\$276.17
				15% - 11489	\$121.69
				CDAA	\$12.48
				DA OFFICE	\$124.82
				GENERAL FUND	\$299.56
07-193		\$548.86	2/21/2008	SAN FRANCISCO PD	\$689.60
				15% - 11489	\$53.51
				CDAA	\$5.49
				DA OFFICE	\$54.88
				GENERAL FUND	\$131.73
07-195		\$11,288.86	1/30/2008	SAN FRANCISCO PD	\$303.25
				15% - 11489	\$1,100.66
				CDAA	\$112.89
				DA OFFICE	\$1,128.88



State of California  
**ASSET FORFEITURE REPORT - 2008**

*Table 3*

Admin Number	Docket Number	Amount Forfeited	Date Disbursed	Recipient	Amount Disbursed
				GENERAL FUND	\$2,709.33
				SAN FRANCISCO PD	\$6,237.10
07-196		\$1,883.86	1/30/2008	15% - 11489	\$183.68
				CDA A	\$18.84
				DA OFFICE	\$188.38
				GENERAL FUND	\$452.13
				SAN FRANCISCO PD	\$1,040.83
07-197		\$1,634.86	1/30/2008	15% - 11489	\$159.40
				CDA A	\$16.35
				DA OFFICE	\$163.48
				GENERAL FUND	\$392.37
				SAN FRANCISCO PD	\$903.26
07-198		\$3,335.86	1/30/2008	15% - 11489	\$325.25
				CDA A	\$33.36
				DA OFFICE	\$333.58
				GENERAL FUND	\$800.61
				SAN FRANCISCO PD	\$1,843.06
07-199		\$623.86	2/21/2008	15% - 11489	\$60.83
				CDA A	\$6.24
				DA OFFICE	\$62.38
				GENERAL FUND	\$149.73
				SAN FRANCISCO PD	\$344.68
07-200		\$632.86	2/21/2008	15% - 11489	\$61.70
				CDA A	\$6.33
				DA OFFICE	\$63.28
				GENERAL FUND	\$151.89
				SAN FRANCISCO PD	\$349.66
07-201		\$4,988.86	1/30/2008	15% - 11489	\$486.41
				CDA A	\$49.89
				DA OFFICE	\$498.88
				GENERAL FUND	\$1,197.33
				SAN FRANCISCO PD	\$2,756.35
07-215		\$499.85	6/30/2008	15% - 11489	\$48.74
				CDA A	\$5.00
				DA OFFICE	\$49.98
				GENERAL FUND	\$119.96
				SAN FRANCISCO PD	\$276.17
07-223		\$4,691.85	8/28/2008	15% - 11489	\$457.46
				CDA A	\$46.92



State of California  
**ASSET FORFEITURE REPORT - 2008**

*Table 3*

Admin Number	Docket Number	Amount Forfeited	Date Disbursed	Recipient	Amount Disbursed
				DA OFFICE	\$469.18
				GENERAL FUND	\$1,126.04
				SAN FRANCISCO PD	\$2,592.25
07-230		\$495.85	2/21/2008	15% - 11489	\$48.35
				CDA A	\$4.96
				DA OFFICE	\$49.58
				GENERAL FUND	\$119.00
				SAN FRANCISCO PD	\$273.96
07-235		\$609.22	2/21/2008	15% - 11489	\$59.40
				CDA A	\$6.09
				DA OFFICE	\$60.93
				GENERAL FUND	\$146.21
				SAN FRANCISCO PD	\$336.59
07-238		\$314.43	4/24/2008	15% - 11489	\$30.66
				CDA A	\$3.14
				DA OFFICE	\$31.45
				GENERAL FUND	\$75.46
				SAN FRANCISCO PD	\$173.72
07-240		\$847.24	1/16/2008	15% - 11489	\$82.61
				CDA A	\$8.47
				DA OFFICE	\$84.72
				GENERAL FUND	\$203.34
				SAN FRANCISCO PD	\$468.10
07-240A		\$663.00	5/14/2008	15% - 11489	\$64.64
				CDA A	\$6.63
				DA OFFICE	\$66.30
				GENERAL FUND	\$159.12
				SAN FRANCISCO PD	\$366.31
07-244		\$2,101.43	1/16/2008	15% - 11489	\$204.89
				CDA A	\$21.01
				DA OFFICE	\$210.15
				GENERAL FUND	\$504.34
				SAN FRANCISCO PD	\$1,161.04
07-245		\$1,092.43	1/16/2008	15% - 11489	\$106.51
				CDA A	\$10.92
				DA OFFICE	\$109.25
				GENERAL FUND	\$262.18
				SAN FRANCISCO PD	\$603.57
07-247		\$972.43	1/16/2008	15% - 11489	\$94.81



State of California  
**ASSET FORFEITURE REPORT - 2008**

*Table 3*

Admin Number	Docket Number	Amount Forfeited	Date Disbursed	Recipient	Amount Disbursed
				CDA A	\$9.72
				DA OFFICE	\$97.25
				GENERAL FUND	\$233.38
				SAN FRANCISCO PD	\$537.27
07-248		\$685.34	1/16/2008		
				15% - 11489	\$66.82
				CDA A	\$6.85
				DA OFFICE	\$68.54
				GENERAL FUND	\$164.48
				SAN FRANCISCO PD	\$378.65
07-249		\$885.43	6/30/2008		
				15% - 11489	\$86.33
				CDA A	\$8.85
				DA OFFICE	\$88.55
				GENERAL FUND	\$212.50
				SAN FRANCISCO PD	\$489.20
07-250		\$4,390.43	1/16/2008		
				15% - 11489	\$428.07
				CDA A	\$43.90
				DA OFFICE	\$439.05
				GENERAL FUND	\$1,053.70
				SAN FRANCISCO PD	\$2,425.71
07-252		\$611.43	2/27/2008		
				15% - 11489	\$59.61
				CDA A	\$6.11
				DA OFFICE	\$61.15
				GENERAL FUND	\$146.74
				SAN FRANCISCO PD	\$337.82
07-253		\$495.43	1/16/2008		
				15% - 11489	\$48.30
				CDA A	\$4.95
				DA OFFICE	\$49.55
				GENERAL FUND	\$118.90
				SAN FRANCISCO PD	\$273.73
07-254		\$1,077.43	1/16/2008		
				15% - 11489	\$105.05
				CDA A	\$10.77
				DA OFFICE	\$107.75
				GENERAL FUND	\$258.58
				SAN FRANCISCO PD	\$595.28
07-255		\$1,187.43	2/27/2008		
				15% - 11489	\$115.77
				CDA A	\$11.87
				DA OFFICE	\$118.75
				GENERAL FUND	\$284.98
				SAN FRANCISCO PD	\$656.06



State of California  
**ASSET FORFEITURE REPORT - 2008**

*Table 3*

Admin Number	Docket Number	Amount Forfeited	Date Disbursed	Recipient	Amount Disbursed
07-256		\$638.43	1/16/2008	15% - 11489	\$62.25
				CDA	\$6.38
				DA OFFICE	\$63.85
				GENERAL FUND	\$153.22
				SAN FRANCISCO PD	\$352.73
07-257		\$1,130.24	6/30/2008	15% - 11489	\$110.20
				CDA	\$11.30
				DA OFFICE	\$113.02
				GENERAL FUND	\$271.26
				SAN FRANCISCO PD	\$624.46
07-258		\$1,087.43	4/10/2008	15% - 11489	\$106.02
				CDA	\$10.87
				DA OFFICE	\$108.75
				GENERAL FUND	\$260.98
				SAN FRANCISCO PD	\$600.81
07-259		\$1,150.43	2/27/2008	15% - 11489	\$112.17
				CDA	\$11.50
				DA OFFICE	\$115.05
				GENERAL FUND	\$276.10
				SAN FRANCISCO PD	\$635.61
07-260		\$1,290.43	10/30/2008	15% - 11489	\$125.82
				CDA	\$12.90
				DA OFFICE	\$129.05
				GENERAL FUND	\$309.70
				SAN FRANCISCO PD	\$712.96
07-261		\$530.43	1/16/2008	15% - 11489	\$51.72
				CDA	\$5.30
				DA OFFICE	\$53.05
				GENERAL FUND	\$127.30
				SAN FRANCISCO PD	\$293.06
07-262		\$702.43	2/27/2008	15% - 11489	\$68.49
				CDA	\$7.02
				DA OFFICE	\$70.25
				GENERAL FUND	\$168.58
				SAN FRANCISCO PD	\$388.09
07-263		\$1,645.43	1/16/2008	15% - 11489	\$160.43
				CDA	\$16.45
				DA OFFICE	\$164.55
				GENERAL FUND	\$394.90



State of California  
**ASSET FORFEITURE REPORT - 2008**

*Table 3*

Admin Number	Docket Number	Amount Forfeited	Date Disbursed	Recipient	Amount Disbursed
07-264		\$1,825.43	10/30/2008	SAN FRANCISCO PD	\$909.10
				15% - 11489	\$177.98
				CDAA	\$18.25
				DA OFFICE	\$182.55
				GENERAL FUND	\$438.10
07-265		\$908.03	12/18/2008	SAN FRANCISCO PD	\$1,008.55
				15% - 11489	\$88.53
				CDAA	\$9.08
				DA OFFICE	\$90.80
				GENERAL FUND	\$217.93
07-267		\$897.03	2/27/2008	SAN FRANCISCO PD	\$501.69
				15% - 11489	\$87.46
				CDAA	\$8.97
				DA OFFICE	\$89.70
				GENERAL FUND	\$215.29
07-268		\$561.43	2/27/2008	SAN FRANCISCO PD	\$495.61
				15% - 11489	\$54.74
				CDAA	\$5.61
				DA OFFICE	\$56.15
				GENERAL FUND	\$134.74
07-269		\$15,353.03	2/27/2008	SAN FRANCISCO PD	\$310.19
				15% - 11489	\$1,496.92
				CDAA	\$153.53
				DA OFFICE	\$1,535.30
				GENERAL FUND	\$3,684.73
07-270		\$492.03	2/27/2008	SAN FRANCISCO PD	\$8,482.55
				15% - 11489	\$47.97
				CDAA	\$4.92
				DA OFFICE	\$49.20
				GENERAL FUND	\$118.09
07-271		\$1,947.03	2/27/2008	SAN FRANCISCO PD	\$271.85
				15% - 11489	\$189.84
				CDAA	\$19.47
				DA OFFICE	\$194.70
				GENERAL FUND	\$467.29
07-272		\$549.03	4/10/2008	SAN FRANCISCO PD	\$1,075.73
				15% - 11489	\$53.53
				CDAA	\$5.49
				DA OFFICE	\$54.90



State of California  
**ASSET FORFEITURE REPORT - 2008**

*Table 3*

Admin Number	Docket Number	Amount Forfeited	Date Disbursed	Recipient	Amount Disbursed
				GENERAL FUND	\$131.77
				SAN FRANCISCO PD	\$303.34
07-273		\$754.03	2/27/2008	15% - 11489	\$73.52
				CDA A	\$7.54
				DA OFFICE	\$75.40
				GENERAL FUND	\$180.97
				SAN FRANCISCO PD	\$416.60
07-275		\$1,237.03	2/27/2008	15% - 11489	\$120.61
				CDA A	\$12.37
				DA OFFICE	\$123.70
				GENERAL FUND	\$296.89
				SAN FRANCISCO PD	\$683.46
07-277		\$5,788.03	8/28/2008	15% - 11489	\$564.33
				CDA A	\$57.88
				DA OFFICE	\$578.80
				GENERAL FUND	\$1,389.13
				SAN FRANCISCO PD	\$3,197.89
07-278		\$898.03	2/27/2008	15% - 11489	\$87.56
				CDA A	\$8.98
				DA OFFICE	\$89.80
				GENERAL FUND	\$215.53
				SAN FRANCISCO PD	\$496.16
07-279		\$1,708.03	6/30/2008	15% - 11489	\$166.53
				CDA A	\$17.08
				DA OFFICE	\$170.80
				GENERAL FUND	\$409.93
				SAN FRANCISCO PD	\$943.69
07-280		\$1,550.03	8/28/2008	15% - 11489	\$151.13
				CDA A	\$15.50
				DA OFFICE	\$155.00
				GENERAL FUND	\$372.01
				SAN FRANCISCO PD	\$856.39
07-281		\$761.03	2/21/2008	15% - 11489	\$74.20
				CDA A	\$7.61
				DA OFFICE	\$76.10
				GENERAL FUND	\$182.65
				SAN FRANCISCO PD	\$420.47
07-285		\$506.73	3/13/2008	15% - 11489	\$49.41
				CDA A	\$5.07



State of California  
**ASSET FORFEITURE REPORT - 2008**

*Table 3*

Admin Number	Docket Number	Amount Forfeited	Date Disbursed	Recipient	Amount Disbursed
				DA OFFICE	\$50.66
				GENERAL FUND	\$121.62
				SAN FRANCISCO PD	\$279.97
07-286		\$1,395.73	3/13/2008		
				15% - 11489	\$136.08
				CDA A	\$13.96
				DA OFFICE	\$139.57
				GENERAL FUND	\$334.98
				SAN FRANCISCO PD	\$771.14
07-289		\$339.79	8/28/2008		
				15% - 11489	\$33.13
				CDA A	\$3.40
				DA OFFICE	\$33.98
				GENERAL FUND	\$81.55
				SAN FRANCISCO PD	\$187.73
07-290		\$1,371.64	3/13/2008		
				15% - 11489	\$133.73
				CDA A	\$13.72
				DA OFFICE	\$137.17
				GENERAL FUND	\$329.19
				SAN FRANCISCO PD	\$757.83
07-291		\$695.73	3/13/2008		
				15% - 11489	\$67.83
				CDA A	\$6.96
				DA OFFICE	\$69.57
				GENERAL FUND	\$166.98
				SAN FRANCISCO PD	\$384.39
07-293		\$2,691.64	3/13/2008		
				15% - 11489	\$262.43
				CDA A	\$26.92
				DA OFFICE	\$269.17
				GENERAL FUND	\$645.99
				SAN FRANCISCO PD	\$1,487.13
07-295		\$5,695.64	3/13/2008		
				15% - 11489	\$555.32
				CDA A	\$56.96
				DA OFFICE	\$569.57
				GENERAL FUND	\$1,366.95
				SAN FRANCISCO PD	\$3,146.84
07-296		\$559.73	3/13/2008		
				15% - 11489	\$54.57
				CDA A	\$5.60
				DA OFFICE	\$55.97
				GENERAL FUND	\$134.34
				SAN FRANCISCO PD	\$309.25
07-297		\$882.95	3/13/2008		
				15% - 11489	\$86.09





State of California  
**ASSET FORFEITURE REPORT - 2008**

*Table 3*

Admin Number	Docket Number	Amount Forfeited	Date Disbursed	Recipient	Amount Disbursed
				CDAA	\$8.83
				DA OFFICE	\$88.29
				GENERAL FUND	\$211.91
				SAN FRANCISCO PD	\$487.83
07-298		\$651.73	3/13/2008		
				15% - 11489	\$63.54
				CDAA	\$6.52
				DA OFFICE	\$65.17
				GENERAL FUND	\$156.42
				SAN FRANCISCO PD	\$360.08
07-299		\$3,035.73	3/13/2008		
				15% - 11489	\$295.98
				CDAA	\$30.36
				DA OFFICE	\$303.57
				GENERAL FUND	\$728.58
				SAN FRANCISCO PD	\$1,677.24
07-302		\$26,772.46	8/28/2008		
				15% - 11489	\$2,610.31
				CDAA	\$267.72
				CHP	\$14,791.78
				DA OFFICE	\$2,677.26
				GENERAL FUND	\$6,425.39
07-305		\$1,140.73	3/20/2008		
				15% - 11489	\$111.22
				CDAA	\$11.41
				DA OFFICE	\$114.07
				GENERAL FUND	\$273.78
				SAN FRANCISCO PD	\$630.25
07-308		\$9,390.73	4/10/2008		
				15% - 11489	\$915.60
				CDAA	\$93.91
				DA OFFICE	\$939.06
				GENERAL FUND	\$2,253.78
				SAN FRANCISCO PD	\$5,188.38
07-309		\$13,744.31	10/30/2008		
				15% - 11489	\$1,340.07
				CDAA	\$137.44
				DA OFFICE	\$1,374.44
				GENERAL FUND	\$3,298.63
				SAN FRANCISCO PD	\$7,593.73
07-310		\$881.73	9/25/2008		
				15% - 11489	\$85.97
				CDAA	\$8.82
				DA OFFICE	\$88.16
				GENERAL FUND	\$211.62
				SAN FRANCISCO PD	\$487.16



State of California  
**ASSET FORFEITURE REPORT - 2008**

*Table 3*

Admin Number	Docket Number	Amount Forfeited	Date Disbursed	Recipient	Amount Disbursed
07-312		\$2,046.73	4/10/2008	15% - 11489	\$199.56
				CDA	\$20.47
				DA OFFICE	\$204.66
				GENERAL FUND	\$491.22
				SAN FRANCISCO PD	\$1,130.82
07-314		\$534.73	4/24/2008	15% - 11489	\$52.14
				CDA	\$5.35
				DA OFFICE	\$53.46
				GENERAL FUND	\$128.34
				SAN FRANCISCO PD	\$295.44
07-317		\$841.73	3/13/2008	15% - 11489	\$82.07
				CDA	\$8.42
				DA OFFICE	\$84.16
				GENERAL FUND	\$202.02
				SAN FRANCISCO PD	\$465.06
07-318		\$662.69	4/10/2008	15% - 11489	\$64.61
				CDA	\$6.63
				DA OFFICE	\$66.26
				GENERAL FUND	\$159.05
				SAN FRANCISCO PD	\$366.14
08-001		\$944.69	4/10/2008	15% - 11489	\$92.11
				CDA	\$9.45
				DA OFFICE	\$94.46
				GENERAL FUND	\$226.73
				SAN FRANCISCO PD	\$521.94
08-002		\$600.69	4/10/2008	15% - 11489	\$58.57
				CDA	\$6.01
				DA OFFICE	\$60.06
				GENERAL FUND	\$144.17
				SAN FRANCISCO PD	\$331.88
08-003		\$1,086.25	4/10/2008	15% - 11489	\$105.91
				CDA	\$10.86
				DA OFFICE	\$108.63
				GENERAL FUND	\$260.70
				SAN FRANCISCO PD	\$600.15
08-004		\$629.69	4/10/2008	15% - 11489	\$61.39
				CDA	\$6.30
				DA OFFICE	\$62.97
				GENERAL FUND	\$151.13



State of California  
**ASSET FORFEITURE REPORT - 2008**

*Table 3*

Admin Number	Docket Number	Amount Forfeited	Date Disbursed	Recipient	Amount Disbursed
08-005		\$636.69	4/24/2008	SAN FRANCISCO PD	\$347.90
				15% - 11489	\$62.08
				CDAA	\$6.37
				DA OFFICE	\$63.66
				GENERAL FUND	\$152.81
08-006		\$1,891.69	4/10/2008	SAN FRANCISCO PD	\$351.77
				15% - 11489	\$184.44
				CDAA	\$18.92
				DA OFFICE	\$189.16
				GENERAL FUND	\$454.01
08-010		\$390.69	8/28/2008	SAN FRANCISCO PD	\$1,045.16
				15% - 11489	\$38.09
				CDAA	\$3.91
				DA OFFICE	\$39.06
				GENERAL FUND	\$93.77
08-011		\$1,987.10	4/10/2008	SAN FRANCISCO PD	\$215.86
				15% - 11489	\$193.74
				CDAA	\$19.87
				DA OFFICE	\$198.72
				GENERAL FUND	\$476.90
08-012		\$252.69	8/28/2008	SAN FRANCISCO PD	\$1,097.87
				15% - 11489	\$24.64
				CDAA	\$2.53
				DA OFFICE	\$25.26
				GENERAL FUND	\$60.65
08-014		\$1,226.25	4/10/2008	SAN FRANCISCO PD	\$139.61
				15% - 11489	\$119.56
				CDAA	\$12.26
				DA OFFICE	\$122.63
				GENERAL FUND	\$294.30
08-015		\$575.69	4/10/2008	SAN FRANCISCO PD	\$677.50
				15% - 11489	\$56.13
				CDAA	\$5.76
				DA OFFICE	\$57.56
				GENERAL FUND	\$138.17
08-017		\$622.69	4/10/2008	SAN FRANCISCO PD	\$318.07
				15% - 11489	\$60.71
				CDAA	\$6.23
				DA OFFICE	\$62.26



State of California  
**ASSET FORFEITURE REPORT - 2008**

*Table 3*

Admin Number	Docket Number	Amount Forfeited	Date Disbursed	Recipient	Amount Disbursed
				GENERAL FUND	\$149.45
				SAN FRANCISCO PD	\$344.04
08-023		\$735.69	4/10/2008	15% - 11489	\$71.73
				CDA A	\$7.36
				DA OFFICE	\$73.56
				GENERAL FUND	\$176.57
				SAN FRANCISCO PD	\$406.47
08-024		\$1,260.23	5/14/2008	15% - 11489	\$122.87
				CDA A	\$12.60
				DA OFFICE	\$126.02
				GENERAL FUND	\$302.46
				SAN FRANCISCO PD	\$696.28
08-025		\$681.23	5/14/2008	15% - 11489	\$66.42
				CDA A	\$6.81
				DA OFFICE	\$68.12
				GENERAL FUND	\$163.50
				SAN FRANCISCO PD	\$376.38
08-026		\$616.98	5/14/2008	15% - 11489	\$60.16
				CDA A	\$6.17
				DA OFFICE	\$61.69
				GENERAL FUND	\$148.08
				SAN FRANCISCO PD	\$340.88
08-027		\$1,040.52	6/30/2008	15% - 11489	\$101.45
				CDA A	\$10.41
				DA OFFICE	\$104.05
				GENERAL FUND	\$249.72
				SAN FRANCISCO PD	\$574.89
08-028		\$1,250.98	5/14/2008	15% - 11489	\$121.97
				CDA A	\$12.51
				DA OFFICE	\$125.09
				GENERAL FUND	\$300.24
				SAN FRANCISCO PD	\$691.17
08-029		\$1,608.23	5/14/2008	15% - 11489	\$156.80
				CDA A	\$16.08
				DA OFFICE	\$160.82
				GENERAL FUND	\$385.98
				SAN FRANCISCO PD	\$888.55
08-030		\$2,071.48	5/14/2008	15% - 11489	\$201.97
				CDA A	\$20.71



State of California  
**ASSET FORFEITURE REPORT - 2008**

*Table 3*

Admin Number	Docket Number	Amount Forfeited	Date Disbursed	Recipient	Amount Disbursed
				DA OFFICE	\$207.15
				GENERAL FUND	\$497.16
				SAN FRANCISCO PD	\$1,144.49
08-032		\$3,690.23	5/14/2008		
				15% - 11489	\$359.80
				CDA A	\$36.90
				DA OFFICE	\$369.02
				GENERAL FUND	\$885.66
				SAN FRANCISCO PD	\$2,038.85
08-033		\$2,951.72	5/14/2008		
				15% - 11489	\$287.79
				CDA A	\$29.52
				DA OFFICE	\$295.17
				GENERAL FUND	\$708.41
				SAN FRANCISCO PD	\$1,630.83
08-034		\$1,082.62	10/30/2008		
				15% - 11489	\$105.56
				CDA A	\$10.83
				DA OFFICE	\$108.25
				GENERAL FUND	\$259.83
				SAN FRANCISCO PD	\$598.15
08-035		\$752.23	5/14/2008		
				15% - 11489	\$73.34
				CDA A	\$7.52
				DA OFFICE	\$75.22
				GENERAL FUND	\$180.54
				SAN FRANCISCO PD	\$415.61
08-036		\$736.23	5/29/2008		
				15% - 11489	\$71.78
				CDA A	\$7.36
				DA OFFICE	\$73.62
				GENERAL FUND	\$176.70
				SAN FRANCISCO PD	\$406.77
08-037		\$2,850.23	5/29/2008		
				15% - 11489	\$277.90
				CDA A	\$28.50
				DA OFFICE	\$285.02
				GENERAL FUND	\$684.06
				SAN FRANCISCO PD	\$1,574.75
08-039		\$647.23	5/29/2008		
				15% - 11489	\$63.10
				CDA A	\$6.47
				DA OFFICE	\$64.73
				GENERAL FUND	\$155.34
				SAN FRANCISCO PD	\$357.59
08-040		\$2,047.04	5/29/2008		
				15% - 11489	\$199.59



State of California  
**ASSET FORFEITURE REPORT - 2008**

*Table 3*

Admin Number	Docket Number	Amount Forfeited	Date Disbursed	Recipient	Amount Disbursed
				CDA A	\$20.47
				DA OFFICE	\$204.70
				GENERAL FUND	\$491.29
				SAN FRANCISCO PD	\$1,130.99
08-041		\$964.23	5/29/2008		
				15% - 11489	\$94.01
				CDA A	\$9.64
				DA OFFICE	\$96.42
				GENERAL FUND	\$231.42
				SAN FRANCISCO PD	\$532.74
08-042		\$5,790.23	5/29/2008		
				15% - 11489	\$564.55
				CDA A	\$57.90
				DA OFFICE	\$579.02
				GENERAL FUND	\$1,389.66
				SAN FRANCISCO PD	\$3,199.10
08-044		\$1,830.23	5/29/2008		
				15% - 11489	\$178.45
				CDA A	\$18.30
				DA OFFICE	\$183.02
				GENERAL FUND	\$439.26
				SAN FRANCISCO PD	\$1,011.20
08-045		\$854.79	10/30/2008		
				15% - 11489	\$83.34
				CDA A	\$8.55
				DA OFFICE	\$85.48
				GENERAL FUND	\$205.15
				SAN FRANCISCO PD	\$472.27
08-046		\$611.23	5/29/2008		
				15% - 11489	\$59.59
				CDA A	\$6.11
				DA OFFICE	\$61.13
				GENERAL FUND	\$146.70
				SAN FRANCISCO PD	\$337.70
08-047		\$630.23	5/29/2008		
				15% - 11489	\$61.45
				CDA A	\$6.30
				DA OFFICE	\$63.02
				GENERAL FUND	\$151.26
				SAN FRANCISCO PD	\$348.20
08-049		\$890.23	5/29/2008		
				15% - 11489	\$86.80
				CDA A	\$8.90
				DA OFFICE	\$89.02
				GENERAL FUND	\$213.66
				SAN FRANCISCO PD	\$491.85



State of California  
**ASSET FORFEITURE REPORT - 2008**

*Table 3*

Admin Number	Docket Number	Amount Forfeited	Date Disbursed	Recipient	Amount Disbursed
08-050		\$1,333.52	6/30/2008	15% - 11489	\$130.02
				CDA A	\$13.34
				DA OFFICE	\$133.35
				GENERAL FUND	\$320.04
				SAN FRANCISCO PD	\$736.77
08-051		\$569.23	5/29/2008	15% - 11489	\$55.50
				CDA A	\$5.69
				DA OFFICE	\$56.92
				GENERAL FUND	\$136.62
				SAN FRANCISCO PD	\$314.50
08-052		\$655.23	5/29/2008	15% - 11489	\$63.88
				CDA A	\$6.55
				DA OFFICE	\$65.53
				GENERAL FUND	\$157.26
				SAN FRANCISCO PD	\$362.01
08-053		\$1,021.52	8/28/2008	15% - 11489	\$99.60
				CDA A	\$10.22
				DA OFFICE	\$102.15
				GENERAL FUND	\$245.16
				SAN FRANCISCO PD	\$564.39
08-055		\$2,384.23	5/29/2008	15% - 11489	\$232.46
				CDA A	\$23.84
				DA OFFICE	\$238.42
				GENERAL FUND	\$572.22
				SAN FRANCISCO PD	\$1,317.29
08-058		\$717.55	7/9/2008	15% - 11489	\$69.96
				CDA A	\$7.18
				DA OFFICE	\$71.75
				GENERAL FUND	\$172.21
				SAN FRANCISCO PD	\$396.45
08-060		\$13,680.40	6/30/2008	15% - 11489	\$1,333.84
				CDA A	\$136.80
				DA OFFICE	\$1,368.04
				GENERAL FUND	\$3,283.30
				SAN FRANCISCO PD	\$7,558.42
08-065		\$2,030.55	7/23/2008	15% - 11489	\$197.98
				CDA A	\$20.31
				DA OFFICE	\$203.05
				GENERAL FUND	\$487.33



State of California  
**ASSET FORFEITURE REPORT - 2008**

*Table 3*

Admin Number	Docket Number	Amount Forfeited	Date Disbursed	Recipient	Amount Disbursed
08-066		\$2,280.40	6/30/2008	SAN FRANCISCO PD	\$1,121.88
				15% - 11489	\$222.34
				CDAA	\$22.80
				DA OFFICE	\$228.04
				GENERAL FUND	\$547.30
08-067		\$5,690.55	9/25/2008	SAN FRANCISCO PD	\$1,259.92
				15% - 11489	\$554.83
				CDAA	\$56.91
				DA OFFICE	\$569.05
				GENERAL FUND	\$1,365.73
08-069		\$647.52	7/9/2008	SAN FRANCISCO PD	\$3,144.03
				15% - 11489	\$63.13
				CDAA	\$6.48
				DA OFFICE	\$64.76
				GENERAL FUND	\$155.40
08-071		\$1,153.55	6/30/2008	SAN FRANCISCO PD	\$357.75
				15% - 11489	\$112.47
				CDAA	\$11.54
				DA OFFICE	\$115.35
				GENERAL FUND	\$276.85
08-072		\$561.55	7/9/2008	SAN FRANCISCO PD	\$637.34
				15% - 11489	\$54.75
				CDAA	\$5.62
				DA OFFICE	\$56.15
				GENERAL FUND	\$134.77
08-073		\$714.55	7/9/2008	SAN FRANCISCO PD	\$310.26
				15% - 11489	\$69.67
				CDAA	\$7.15
				DA OFFICE	\$71.45
				GENERAL FUND	\$171.49
08-074		\$1,000.55	7/23/2008	SAN FRANCISCO PD	\$394.79
				15% - 11489	\$97.55
				CDAA	\$10.01
				DA OFFICE	\$100.06
				GENERAL FUND	\$240.13
08-075		\$349.55	9/25/2008	SAN FRANCISCO PD	\$552.80
				15% - 11489	\$34.08
				CDAA	\$3.50
				DA OFFICE	\$34.95





State of California  
**ASSET FORFEITURE REPORT - 2008**

*Table 3*

Admin Number	Docket Number	Amount Forfeited	Date Disbursed	Recipient	Amount Disbursed
				GENERAL FUND	\$83.89
				SAN FRANCISCO PD	\$193.13
08-077		\$1,395.55	7/23/2008	15% - 11489	\$136.07
				CDA A	\$13.96
				DA OFFICE	\$139.55
				GENERAL FUND	\$334.93
				SAN FRANCISCO PD	\$771.04
08-078		\$1,402.40	7/23/2008	15% - 11489	\$136.73
				CDA A	\$14.02
				DA OFFICE	\$140.24
				GENERAL FUND	\$336.58
				SAN FRANCISCO PD	\$774.83
08-082		\$8,947.40	7/23/2008	15% - 11489	\$872.37
				CDA A	\$89.47
				DA OFFICE	\$894.74
				GENERAL FUND	\$2,147.38
				SAN FRANCISCO PD	\$4,943.44
08-086		\$731.84	7/23/2008	15% - 11489	\$71.35
				CDA A	\$7.32
				DA OFFICE	\$73.19
				GENERAL FUND	\$175.64
				SAN FRANCISCO PD	\$404.34
08-089		\$542.63	9/25/2008	15% - 11489	\$52.91
				CDA A	\$5.43
				DA OFFICE	\$54.26
				GENERAL FUND	\$130.23
				SAN FRANCISCO PD	\$299.80
08-092		\$742.63	9/25/2008	15% - 11489	\$72.41
				CDA A	\$7.43
				CHP	\$410.30
				DA OFFICE	\$74.26
				GENERAL FUND	\$178.23
08-094		\$2,374.63	9/25/2008	15% - 11489	\$231.53
				CDA A	\$23.75
				DA OFFICE	\$237.46
				GENERAL FUND	\$569.91
				SAN FRANCISCO PD	\$1,311.98
08-095		\$558.53	9/25/2008	15% - 11489	\$54.46
				CDA A	\$5.59



State of California  
**ASSET FORFEITURE REPORT - 2008**

*Table 3*

Admin Number	Docket Number	Amount Forfeited	Date Disbursed	Recipient	Amount Disbursed
				DA OFFICE	\$55.84
				GENERAL FUND	\$134.05
				SAN FRANCISCO PD	\$308.59
08-098		\$780.63	9/25/2008	15% - 11489	\$76.11
				CDA A	\$7.81
				DA OFFICE	\$78.06
				GENERAL FUND	\$187.35
				SAN FRANCISCO PD	\$431.30
08-100		\$550.28	9/25/2008	15% - 11489	\$53.64
				CDA A	\$5.50
				DA OFFICE	\$55.11
				GENERAL FUND	\$132.05
				SAN FRANCISCO PD	\$303.98
08-107		\$673.85	10/30/2008	15% - 11489	\$65.70
				CDA A	\$6.74
				DA OFFICE	\$67.39
				GENERAL FUND	\$161.72
				SAN FRANCISCO PD	\$372.30
08-110		\$3,527.63	9/25/2008	15% - 11489	\$343.94
				CDA A	\$35.28
				DA OFFICE	\$352.76
				GENERAL FUND	\$846.63
				SAN FRANCISCO PD	\$1,949.02
08-113		\$516.63	9/25/2008	15% - 11489	\$50.37
				CDA A	\$5.17
				DA OFFICE	\$51.66
				GENERAL FUND	\$123.99
				SAN FRANCISCO PD	\$285.44
08-114		\$681.63	9/25/2008	15% - 11489	\$66.46
				CDA A	\$6.82
				DA OFFICE	\$68.16
				GENERAL FUND	\$163.59
				SAN FRANCISCO PD	\$376.60
08-115		\$1,167.63	12/18/2008	15% - 11489	\$113.84
				CDA A	\$11.68
				DA OFFICE	\$116.76
				GENERAL FUND	\$280.23
				SAN FRANCISCO PD	\$645.12
08-116		\$2,647.63	12/18/2008	15% - 11489	\$258.14



State of California  
**ASSET FORFEITURE REPORT - 2008**

*Table 3*

Admin Number	Docket Number	Amount Forfeited	Date Disbursed	Recipient	Amount Disbursed
				CDAA	\$26.48
				DA OFFICE	\$264.76
				GENERAL FUND	\$635.43
				SAN FRANCISCO PD	\$1,462.82
08-117		\$1,240.63	9/25/2008		
				15% - 11489	\$120.96
				CDAA	\$12.41
				DA OFFICE	\$124.06
				GENERAL FUND	\$297.75
				SAN FRANCISCO PD	\$685.45
08-124		\$1,012.63	9/25/2008		
				15% - 11489	\$98.73
				CDAA	\$10.13
				DA OFFICE	\$101.26
				GENERAL FUND	\$243.03
				SAN FRANCISCO PD	\$559.48
08-126		\$1,931.63	9/25/2008		
				15% - 11489	\$188.33
				CDAA	\$19.32
				DA OFFICE	\$193.16
				GENERAL FUND	\$463.59
				SAN FRANCISCO PD	\$1,067.23
08-130		\$1,660.87	10/30/2008		
				15% - 11489	\$161.93
				CDAA	\$16.61
				DA OFFICE	\$166.09
				GENERAL FUND	\$398.61
				SAN FRANCISCO PD	\$917.63
08-135		\$1,915.87	10/30/2008		
				15% - 11489	\$186.80
				CDAA	\$19.16
				DA OFFICE	\$191.58
				GENERAL FUND	\$459.81
				SAN FRANCISCO PD	\$1,058.52
08-136		\$3,522.57	10/30/2008		
				15% - 11489	\$343.45
				CDAA	\$35.23
				DA OFFICE	\$352.25
				GENERAL FUND	\$845.42
				SAN FRANCISCO PD	\$1,946.22
08-138		\$1,951.83	10/30/2008		
				15% - 11489	\$190.30
				CDAA	\$19.52
				DA OFFICE	\$195.18
				GENERAL FUND	\$468.44
				SAN FRANCISCO PD	\$1,078.39



State of California  
**ASSET FORFEITURE REPORT - 2008**

*Table 3*

Admin Number	Docket Number	Amount Forfeited	Date Disbursed	Recipient	Amount Disbursed
08-139		\$1,409.83	12/18/2008	15% - 11489	\$137.46
				CDA A	\$14.10
				DA OFFICE	\$140.98
				GENERAL FUND	\$338.36
				SAN FRANCISCO PD	\$778.93
08-142		\$2,830.87	10/30/2008	15% - 11489	\$276.01
				CDA A	\$28.31
				DA OFFICE	\$283.08
				GENERAL FUND	\$679.41
				SAN FRANCISCO PD	\$1,564.06
08-143		\$537.87	10/30/2008	15% - 11489	\$52.44
				CDA A	\$5.38
				DA OFFICE	\$53.79
				GENERAL FUND	\$129.09
				SAN FRANCISCO PD	\$297.17
08-144		\$579.83	10/30/2008	15% - 11489	\$56.53
				CDA A	\$5.80
				DA OFFICE	\$57.98
				GENERAL FUND	\$139.16
				SAN FRANCISCO PD	\$320.36
08-146		\$1,193.83	9/25/2008	15% - 11489	\$116.40
				CDA A	\$11.94
				DA OFFICE	\$119.38
				GENERAL FUND	\$286.52
				SAN FRANCISCO PD	\$659.59
08-147		\$728.83	12/18/2008	15% - 11489	\$71.06
				CDA A	\$7.29
				DA OFFICE	\$72.88
				GENERAL FUND	\$174.92
				SAN FRANCISCO PD	\$402.68
08-149		\$1,803.87	9/25/2008	15% - 11489	\$175.88
				CDA A	\$18.04
				DA OFFICE	\$180.38
				GENERAL FUND	\$432.93
				SAN FRANCISCO PD	\$996.64
08-151		\$725.83	9/25/2008	15% - 11489	\$70.77
				CDA A	\$7.26
				DA OFFICE	\$72.58
				GENERAL FUND	\$174.20



State of California  
**ASSET FORFEITURE REPORT - 2008**

*Table 3*

Admin Number	Docket Number	Amount Forfeited	Date Disbursed	Recipient	Amount Disbursed
08-161		\$976.83	10/30/2008	SAN FRANCISCO PD	\$401.02
				15% - 11489	\$95.24
				CDAA	\$9.77
				DA OFFICE	\$97.68
				GENERAL FUND	\$234.44
08-164		\$581.19	11/25/2008	SAN FRANCISCO PD	\$539.70
				15% - 11489	\$56.67
				CDAA	\$5.81
				DA OFFICE	\$58.11
				GENERAL FUND	\$139.49
08-165		\$1,482.19	11/25/2008	SAN FRANCISCO PD	\$321.11
				15% - 11489	\$144.51
				CDAA	\$14.82
				DA OFFICE	\$148.22
				GENERAL FUND	\$355.73
08-166		\$565.19	11/25/2008	SAN FRANCISCO PD	\$818.91
				15% - 11489	\$55.11
				CDAA	\$5.65
				DA OFFICE	\$56.51
				GENERAL FUND	\$135.65
08-168		\$2,068.19	11/25/2008	SAN FRANCISCO PD	\$312.27
				15% - 11489	\$201.65
				CDAA	\$20.68
				DA OFFICE	\$206.82
				GENERAL FUND	\$496.37
08-173		\$2,305.80	11/25/2008	SAN FRANCISCO PD	\$1,142.67
				15% - 11489	\$224.82
				CDAA	\$23.06
				DA OFFICE	\$230.58
				GENERAL FUND	\$553.39
08-175		\$606.19	11/25/2008	SAN FRANCISCO PD	\$1,273.95
				15% - 11489	\$59.10
				CDAA	\$6.06
				DA OFFICE	\$60.62
				GENERAL FUND	\$145.49
08-177		\$689.19	11/25/2008	SAN FRANCISCO PD	\$334.92
				15% - 11489	\$67.20
				CDAA	\$6.89
				DA OFFICE	\$68.91



State of California  
**ASSET FORFEITURE REPORT - 2008**

*Table 3*

Admin Number	Docket Number	Amount Forfeited	Date Disbursed	Recipient	Amount Disbursed
				GENERAL FUND	\$165.41
				SAN FRANCISCO PD	\$380.78
08-180		\$603.19	12/18/2008	15% - 11489	\$58.81
				CDA A	\$6.03
				DA OFFICE	\$60.32
				GENERAL FUND	\$144.77
				SAN FRANCISCO PD	\$333.26
08-181		\$1,245.19	11/25/2008	15% - 11489	\$121.41
				CDA A	\$12.45
				DA OFFICE	\$124.51
				GENERAL FUND	\$298.85
				SAN FRANCISCO PD	\$687.97
08-182		\$8,519.19	11/25/2008	15% - 11489	\$830.62
				CDA A	\$85.19
				DA OFFICE	\$851.92
				GENERAL FUND	\$2,044.61
				SAN FRANCISCO PD	\$4,706.85
08-185		\$2,392.60	11/25/2008	15% - 11489	\$233.28
				CDA A	\$23.93
				DA OFFICE	\$239.26
				GENERAL FUND	\$574.22
				SAN FRANCISCO PD	\$1,321.91
08-186		\$548.19	11/25/2008	15% - 11489	\$53.45
				CDA A	\$5.48
				DA OFFICE	\$54.82
				GENERAL FUND	\$131.57
				SAN FRANCISCO PD	\$302.87
08-188		\$596.19	11/25/2008	15% - 11489	\$58.13
				CDA A	\$5.96
				DA OFFICE	\$59.62
				GENERAL FUND	\$143.09
				SAN FRANCISCO PD	\$329.39
08-191		\$2,204.19	11/25/2008	15% - 11489	\$214.91
				CDA A	\$22.04
				DA OFFICE	\$220.42
				GENERAL FUND	\$529.01
				SAN FRANCISCO PD	\$1,217.81
08-192		\$1,221.19	11/25/2008	15% - 11489	\$119.07
				CDA A	\$12.21



State of California  
**ASSET FORFEITURE REPORT - 2008**

*Table 3*

Admin Number	Docket Number	Amount Forfeited	Date Disbursed	Recipient	Amount Disbursed
				DA OFFICE	\$122.11
				GENERAL FUND	\$293.09
				SAN FRANCISCO PD	\$674.71
08-193		\$1,208.25	11/25/2008		
				15% - 11489	\$117.80
				CDA A	\$12.08
				DA OFFICE	\$120.83
				GENERAL FUND	\$289.98
				SAN FRANCISCO PD	\$667.56
08-194		\$804.29	11/25/2008		
				15% - 11489	\$78.42
				CDA A	\$8.04
				DA OFFICE	\$80.43
				GENERAL FUND	\$193.03
				SAN FRANCISCO PD	\$444.37
08-196		\$885.19	11/25/2008		
				15% - 11489	\$86.31
				CDA A	\$8.85
				DA OFFICE	\$88.51
				GENERAL FUND	\$212.45
				SAN FRANCISCO PD	\$489.07
08-197		\$578.19	11/25/2008		
				15% - 11489	\$56.37
				CDA A	\$5.78
				DA OFFICE	\$57.82
				GENERAL FUND	\$138.77
				SAN FRANCISCO PD	\$319.45
08-198		\$899.19	11/25/2008		
				15% - 11489	\$87.67
				CDA A	\$8.99
				DA OFFICE	\$89.92
				GENERAL FUND	\$215.81
				SAN FRANCISCO PD	\$496.80
08-199		\$740.19	11/25/2008		
				15% - 11489	\$72.17
				CDA A	\$7.40
				DA OFFICE	\$74.02
				GENERAL FUND	\$177.65
				SAN FRANCISCO PD	\$408.95
08-205		\$1,197.19	11/25/2008		
				15% - 11489	\$116.73
				CDA A	\$11.97
				DA OFFICE	\$119.71
				GENERAL FUND	\$287.33
				SAN FRANCISCO PD	\$661.45
96-126		\$815.92	3/28/2008		
				15% - 11489	\$79.55



State of California  
**ASSET FORFEITURE REPORT - 2008**

*Table 3*

Admin Number	Docket Number	Amount Forfeited	Date Disbursed	Recipient	Amount Disbursed
				CDA A	\$8.16
				DA OFFICE	\$81.59
				GENERAL FUND	\$195.82
				SAN FRANCISCO PD	\$450.80
96-209		\$1,156.52	12/19/2008		
				15% - 11489	\$112.76
				CDA A	\$11.57
				DA OFFICE	\$115.65
				GENERAL FUND	\$277.56
				SAN FRANCISCO PD	\$638.98
97-157		\$343.95	10/31/2008		
				15% - 11489	\$33.54
				CDA A	\$3.44
				DA OFFICE	\$34.39
				GENERAL FUND	\$82.55
				SAN FRANCISCO PD	\$190.03
98-179		\$208.31	10/31/2008		
				15% - 11489	\$20.31
				CDA A	\$2.08
				DA OFFICE	\$20.84
				GENERAL FUND	\$49.99
				SAN FRANCISCO PD	\$115.09
<b>SAN FRANCISCO</b>					<b>\$609,460.29</b>





State of California  
**ASSET FORFEITURE REPORT - 2008**

*Table 3*

Admin Number	Docket Number	Amount Forfeited	Date Disbursed	Recipient	Amount Disbursed
<b>SAN JOAQUIN</b>					
AF00-0081	2000-37925	\$4,376.09	9/9/2008	15% - 11489	\$426.67
				CDAA	\$43.76
				DA OFFICE	\$437.61
				GENERAL FUND	\$1,050.26
				STOCKTON PD	\$2,417.79
AF00-0111	2000-21488	\$3,733.32	12/1/2008	15% - 11489	\$364.00
				CDAA	\$37.33
				DA OFFICE	\$373.33
				GENERAL FUND	\$896.00
				SAN JOAQUIN CO SO	\$2,062.66
AF01-0019	2001-8323	\$12,435.86	9/9/2008	15% - 11489	\$1,212.50
				CDAA	\$124.36
				DA OFFICE	\$1,243.58
				GENERAL FUND	\$2,984.61
				STOCKTON PD	\$6,870.81
AF01-0068	2001-20698	\$1,680.39	9/9/2008	15% - 11489	\$163.84
				CDAA	\$16.80
				DA OFFICE	\$168.04
				GENERAL FUND	\$403.29
				MANTECA PD	\$928.42
AF01-0075	2001-12247	\$5,695.68	10/1/2008	15% - 11489	\$555.33
				CDAA	\$56.96
				DA OFFICE	\$569.57
				GENERAL FUND	\$1,366.96
				MANTECA PD	\$3,146.86
AF02-0032	2002-24157	\$2,897.54	9/9/2008	15% - 11489	\$282.51
				CDAA	\$28.98
				DA OFFICE	\$289.75
				GENERAL FUND	\$695.41
				STOCKTON PD	\$1,600.89
AF03-0024	2003-1591	\$413.16	9/9/2008	15% - 11489	\$40.28
				CDAA	\$4.13
				DA OFFICE	\$41.32
				GENERAL FUND	\$99.16
				TRACY PD	\$228.27
AF04-0023	2004-7581	\$1,154.25	9/11/2008	15% - 11489	\$112.54
				CDAA	\$11.54
				DA OFFICE	\$115.43



State of California  
**ASSET FORFEITURE REPORT - 2008**

*Table 3*

<b>Admin Number</b>	<b>Docket Number</b>	<b>Amount Forfeited</b>	<b>Date Disbursed</b>	<b>Recipient</b>	<b>Amount Disbursed</b>
				GENERAL FUND	\$277.02
				TF SAN JOAQUIN CO NTF	\$637.72
AF04-0031	2004-5310	\$5,947.61	9/11/2008	15% - 11489	\$579.89
				CDA A	\$59.48
				DA OFFICE	\$594.76
				GENERAL FUND	\$1,427.43
				LODI PD	\$3,286.05
AF04-0036	2004-30616	\$62.67	5/2/2008	15% - 11489	\$6.11
				CDA A	\$0.63
				DA OFFICE	\$6.26
				GENERAL FUND	\$15.04
				STOCKTON PD	\$34.63
AF04-0048	2004-20423	\$6,270.72	12/1/2008	15% - 11489	\$611.40
				CDA A	\$62.71
				DA OFFICE	\$627.07
				GENERAL FUND	\$1,504.97
				TF SAN JOAQUIN CO NTF	\$3,464.57
AF04-0050	2004-7364	\$1,827.48	3/7/2008	15% - 11489	\$178.18
				CDA A	\$18.27
				DA OFFICE	\$182.75
				GENERAL FUND	\$438.60
				TRACY PD	\$1,009.68
AF04-0051	2004-5466	\$354.68	12/1/2008	15% - 11489	\$34.58
				CDA A	\$3.55
				DA OFFICE	\$35.47
				GENERAL FUND	\$85.12
				TRACY PD	\$195.96
AF04-0052	2004-6813	\$232.96	12/1/2008	15% - 11489	\$22.71
				CDA A	\$2.33
				DA OFFICE	\$23.30
				GENERAL FUND	\$55.91
				TRACY PD	\$128.71
AF04-0067	2004-35377	\$14,319.64	12/19/2008	15% - 11489	\$1,396.16
				CDA A	\$143.20
				DA OFFICE	\$1,431.97
				GENERAL FUND	\$3,436.71
				STOCKTON PD	\$7,911.60
AF04-0070	2004-23612	\$10,744.27	5/1/2008	15% - 11489	\$1,047.57
				CDA A	\$107.44



State of California  
**ASSET FORFEITURE REPORT - 2008**

*Table 3*

Admin Number	Docket Number	Amount Forfeited	Date Disbursed	Recipient	Amount Disbursed
				DA OFFICE	\$1,074.43
				GENERAL FUND	\$2,578.62
				TF SAN JOAQUIN CO NTF	\$5,936.21
AF04-0081	2004-33619	\$4,865.04	9/11/2008		
				15% - 11489	\$474.34
				CDA A	\$48.65
				DA OFFICE	\$486.51
				GENERAL FUND	\$1,167.61
				SAN JOAQUIN CO SO	\$2,687.93
AF05-0003	2004-9260	\$107.04	9/9/2008		
				15% - 11489	\$10.44
				CDA A	\$1.07
				DA OFFICE	\$10.70
				GENERAL FUND	\$25.69
				TRACY PD	\$59.14
AF05-0019	2005-5199	\$2,690.14	9/9/2008		
				15% - 11489	\$262.29
				CDA A	\$26.90
				DA OFFICE	\$269.02
				GENERAL FUND	\$645.63
				MANTECA PD	\$1,486.30
AF05-0049	2005-29057	\$1,468.66	8/29/2008		
				15% - 11489	\$143.19
				CDA A	\$14.69
				DA OFFICE	\$146.87
				GENERAL FUND	\$352.48
				STOCKTON PD	\$811.43
AF06-0015	2006-85	\$1,333.04	12/1/2008		
				15% - 11489	\$129.97
				CDA A	\$13.33
				DA OFFICE	\$133.31
				GENERAL FUND	\$319.93
				SAN JOAQUIN CO SO	\$736.50
AF06-0038	2006-11146	\$831.91	12/19/2008		
				15% - 11489	\$81.11
				CDA A	\$8.32
				DA OFFICE	\$83.19
				GENERAL FUND	\$199.66
				STOCKTON PD	\$459.63
AF06-0060	2006-16408	\$816.73	12/19/2008		
				15% - 11489	\$79.63
				CDA A	\$8.17
				DA OFFICE	\$81.67
				GENERAL FUND	\$196.02
				TF SAN JOAQUIN CO NTF	\$451.24
AF06-0061	2006-5805	\$1,466.82	5/1/2008		
				15% - 11489	\$143.01



State of California  
**ASSET FORFEITURE REPORT - 2008**

*Table 3*

Admin Number	Docket Number	Amount Forfeited	Date Disbursed	Recipient	Amount Disbursed
				CDA A	\$14.67
				DA OFFICE	\$146.68
				GENERAL FUND	\$352.04
				LODI PD	\$810.42
AF06-0067	2005-10643	\$932.78	4/30/2008		
				15% - 11489	\$90.95
				CDA A	\$9.33
				DA OFFICE	\$93.27
				GENERAL FUND	\$223.87
				TRACY PD	\$515.36
AF06-0069	2005-11162	\$448.86	9/9/2008		
				15% - 11489	\$43.76
				CDA A	\$4.49
				DA OFFICE	\$44.91
				GENERAL FUND	\$107.72
				TRACY PD	\$247.98
AF06-0103	2006-2988	\$722.95	9/2/2008		
				15% - 11489	\$70.49
				CDA A	\$7.23
				DA OFFICE	\$72.29
				GENERAL FUND	\$173.51
				RIPON PD	\$399.43
AF06-0106	2006-09557	\$920.88	3/7/2008		
				15% - 11489	\$89.79
				CDA A	\$9.21
				DA OFFICE	\$92.08
				GENERAL FUND	\$221.01
				TRACY PD	\$508.79
AF06-0110	2006-22313	\$1,296.13	9/11/2008		
				15% - 11489	\$126.37
				CDA A	\$12.96
				DA OFFICE	\$129.62
				GENERAL FUND	\$311.07
				SAN JOAQUIN CO SO	\$716.11
AF06-0121	2006-05427	\$431.55	9/2/2008		
				15% - 11489	\$42.08
				CDA A	\$4.32
				DA OFFICE	\$43.15
				GENERAL FUND	\$103.57
				TRACY PD	\$238.43
AF06-0132	2006-37250	\$4,782.36	1/10/2008		
				15% - 11489	\$466.28
				CDA A	\$47.82
				DA OFFICE	\$478.24
				GENERAL FUND	\$1,147.77
				MANTECA PD	\$2,642.25



**State of California**  
**ASSET FORFEITURE REPORT - 2008**

*Table 3*

<b>Admin Number</b>	<b>Docket Number</b>	<b>Amount Forfeited</b>	<b>Date Disbursed</b>	<b>Recipient</b>	<b>Amount Disbursed</b>
AF06-0134	2006-36730	\$993.91	12/1/2008	15% - 11489	\$96.91
				CDA A	\$9.94
				DA OFFICE	\$99.38
				GENERAL FUND	\$238.54
				SAN JOAQUIN CO SO	\$549.14
AF06-0135	2006-25648	\$8,307.22	8/29/2008	15% - 11489	\$809.95
				CDA A	\$83.07
				DA OFFICE	\$830.73
				GENERAL FUND	\$1,993.73
				STOCKTON PD	\$4,589.74
AF06-0137	2006-60510	\$3,701.01	12/19/2008	15% - 11489	\$360.85
				CDA A	\$37.01
				DA OFFICE	\$370.10
				GENERAL FUND	\$888.24
				STOCKTON PD	\$2,044.81
AF06-0146	2006-53921	\$9,904.35	8/29/2008	15% - 11489	\$965.67
				CDA A	\$99.04
				DA OFFICE	\$990.45
				GENERAL FUND	\$2,377.04
				STOCKTON PD	\$5,472.15
AF06-0147	2006-53287	\$13,550.79	3/7/2008	15% - 11489	\$1,321.20
				CDA A	\$135.51
				DA OFFICE	\$1,355.08
				GENERAL FUND	\$3,252.19
				STOCKTON PD	\$7,486.81
AF06-0148	2006-55934	\$870.00	3/7/2008	15% - 11489	\$84.83
				CDA A	\$8.70
				DA OFFICE	\$86.99
				GENERAL FUND	\$208.80
				STOCKTON PD	\$480.68
AF06-0149	2006-64409	\$716.89	3/7/2008	15% - 11489	\$69.90
				CDA A	\$7.17
				DA OFFICE	\$71.69
				GENERAL FUND	\$172.05
				STOCKTON PD	\$396.08
AF06-0150	2006-69260	\$4,369.24	3/7/2008	15% - 11489	\$426.00
				CDA A	\$43.69
				DA OFFICE	\$436.92
				GENERAL FUND	\$1,048.62



State of California  
**ASSET FORFEITURE REPORT - 2008**

*Table 3*

<b>Admin Number</b>	<b>Docket Number</b>	<b>Amount Forfeited</b>	<b>Date Disbursed</b>	<b>Recipient</b>	<b>Amount Disbursed</b>
AF06-0151	2006-09130	\$570.96	9/9/2008	STOCKTON PD	\$2,414.01
				15% - 11489	\$55.67
				CDAA	\$5.71
				DA OFFICE	\$57.09
				GENERAL FUND	\$137.03
AF06-0152	2006-08539	\$488.20	3/7/2008	TRACY PD	\$315.46
				15% - 11489	\$47.60
				CDAA	\$4.88
				DA OFFICE	\$48.82
				GENERAL FUND	\$117.17
AF06-0153	2006-10713	\$890.62	3/7/2008	TRACY PD	\$269.73
				15% - 11489	\$86.84
				CDAA	\$8.91
				DA OFFICE	\$89.05
				GENERAL FUND	\$213.75
AF06-0155	2006-09410	\$2,612.61	3/7/2008	TRACY PD	\$492.07
				15% - 11489	\$254.73
				CDAA	\$26.13
				DA OFFICE	\$261.25
				GENERAL FUND	\$627.03
AF06-0158	2006-46381	\$1,749.11	3/7/2008	TRACY PD	\$1,443.47
				15% - 11489	\$170.54
				CDAA	\$17.49
				DA OFFICE	\$174.91
				GENERAL FUND	\$419.79
AF06-0159	2006-59436	\$542.73	3/7/2008	STOCKTON PD	\$966.38
				15% - 11489	\$52.92
				CDAA	\$5.43
				DA OFFICE	\$54.26
				GENERAL FUND	\$130.26
AF06-0160	2006-48899	\$853.72	3/7/2008	STOCKTON PD	\$299.86
				15% - 11489	\$83.24
				CDAA	\$8.54
				DA OFFICE	\$85.37
				GENERAL FUND	\$204.89
AF06-0161	2006-45798	\$731.62	3/7/2008	STOCKTON PD	\$471.68
				15% - 11489	\$71.33
				CDAA	\$7.32
				DA OFFICE	\$73.16



State of California  
**ASSET FORFEITURE REPORT - 2008**

*Table 3*

Admin Number	Docket Number	Amount Forfeited	Date Disbursed	Recipient	Amount Disbursed
				GENERAL FUND	\$175.59
				STOCKTON PD	\$404.22
AF06-0162	2006-49849	\$1,502.82	3/7/2008	15% - 11489	\$146.52
				CDA A	\$15.03
				DA OFFICE	\$150.28
				GENERAL FUND	\$360.68
				STOCKTON PD	\$830.31
AF07-0004	2007-806	\$1,980.64	3/7/2008	15% - 11489	\$193.11
				CDA A	\$19.81
				DA OFFICE	\$198.07
				GENERAL FUND	\$475.35
				STOCKTON PD	\$1,094.30
AF07-0009	2007-11620	\$7,141.67	5/2/2008	15% - 11489	\$696.31
				CDA A	\$71.42
				DA OFFICE	\$714.17
				GENERAL FUND	\$1,714.00
				STOCKTON PD	\$3,945.77
AF07-0014	2007-2225	\$188.63	9/2/2008	15% - 11489	\$18.39
				CDA A	\$1.89
				DA OFFICE	\$18.86
				GENERAL FUND	\$45.27
				LODI PD	\$104.22
AF07-0015	2007-00462	\$336.06	3/7/2008	15% - 11489	\$32.77
				CDA A	\$3.36
				DA OFFICE	\$33.61
				GENERAL FUND	\$80.65
				TRACY PD	\$185.67
AF07-0016	2007-00515	\$507.07	3/7/2008	15% - 11489	\$49.44
				CDA A	\$5.07
				DA OFFICE	\$50.70
				GENERAL FUND	\$121.70
				TRACY PD	\$280.16
AF07-0017	2006-08348	\$575.81	4/30/2008	15% - 11489	\$56.14
				CDA A	\$5.76
				DA OFFICE	\$57.58
				GENERAL FUND	\$138.19
				TRACY PD	\$318.14
AF07-0018	2007-2319	\$200.82	5/1/2008	15% - 11489	\$19.58
				CDA A	\$2.01



State of California  
**ASSET FORFEITURE REPORT - 2008**

*Table 3*

Admin Number	Docket Number	Amount Forfeited	Date Disbursed	Recipient	Amount Disbursed
				DA OFFICE	\$20.08
				GENERAL FUND	\$48.20
				TF SAN JOAQUIN CO NTF	\$110.95
AF07-0024	2007-10147	\$43,993.86	12/1/2008		
				15% - 11489	\$4,289.40
				CDA A	\$439.94
				DA OFFICE	\$4,399.38
				GENERAL FUND	\$10,558.53
				STOCKTON PD	\$24,306.61
AF07-0026	2007-13206	\$1,574.44	5/2/2008		
				15% - 11489	\$153.51
				CDA A	\$15.74
				DA OFFICE	\$157.44
				GENERAL FUND	\$377.87
				STOCKTON PD	\$869.88
AF07-0027	2007-16745	\$781.99	5/2/2008		
				15% - 11489	\$76.24
				CDA A	\$7.82
				DA OFFICE	\$78.20
				GENERAL FUND	\$187.68
				STOCKTON PD	\$432.05
AF07-0028	2007-9962	\$3,542.05	5/1/2008		
				15% - 11489	\$345.35
				CDA A	\$35.42
				DA OFFICE	\$354.21
				GENERAL FUND	\$850.09
				TF SAN JOAQUIN CO NTF	\$1,956.98
AF07-0029	2007-2989	\$1,038.44	11/13/2008		
				15% - 11489	\$101.25
				CDA A	\$10.38
				DA OFFICE	\$103.84
				GENERAL FUND	\$249.23
				LODI PD	\$573.74
AF07-0030	2007-10225	\$2,278.25	4/30/2008		
				15% - 11489	\$222.13
				CDA A	\$22.78
				DA OFFICE	\$227.83
				GENERAL FUND	\$546.78
				MANTECA PD	\$1,258.73
AF07-0031	2007-11390	\$5,872.58	4/30/2008		
				15% - 11489	\$572.58
				CDA A	\$58.73
				DA OFFICE	\$587.25
				GENERAL FUND	\$1,409.42
				MANTECA PD	\$3,244.60
AF07-0034	2007-21597	\$9,391.47	5/2/2008		
				15% - 11489	\$915.67





State of California  
**ASSET FORFEITURE REPORT - 2008**

*Table 3*

Admin Number	Docket Number	Amount Forfeited	Date Disbursed	Recipient	Amount Disbursed
				CDAA	\$93.91
				DA OFFICE	\$939.15
				GENERAL FUND	\$2,253.95
				STOCKTON PD	\$5,188.79
AF07-0035	2007-18270	\$962.88	5/2/2008		
				15% - 11489	\$93.88
				CDAA	\$9.63
				DA OFFICE	\$96.29
				GENERAL FUND	\$231.09
				STOCKTON PD	\$531.99
AF07-0037	2007-4509	\$113.08	5/1/2008		
				15% - 11489	\$11.03
				CDAA	\$1.13
				DA OFFICE	\$11.30
				GENERAL FUND	\$27.14
				LODI PD	\$62.48
AF07-0038	2007-23110	\$479.92	5/2/2008		
				15% - 11489	\$46.79
				CDAA	\$4.80
				DA OFFICE	\$47.99
				GENERAL FUND	\$115.18
				STOCKTON PD	\$265.16
AF07-0039	2007-11868	\$2,514.42	12/1/2008		
				15% - 11489	\$245.16
				CDAA	\$25.14
				DA OFFICE	\$251.44
				GENERAL FUND	\$603.46
				MANTECA PD	\$1,389.22
AF07-0040	2007-4987	\$1,314.53	3/7/2008		
				15% - 11489	\$128.17
				CDAA	\$13.15
				DA OFFICE	\$131.44
				GENERAL FUND	\$315.49
				LODI PD	\$726.28
AF07-0041	2007-16212	\$534.72	3/7/2008		
				15% - 11489	\$52.14
				CDAA	\$5.35
				DA OFFICE	\$53.47
				GENERAL FUND	\$128.33
				MANTECA PD	\$295.43
AF07-0042	2007-15078	\$1,430.51	3/7/2008		
				15% - 11489	\$139.47
				CDAA	\$14.31
				DA OFFICE	\$143.05
				GENERAL FUND	\$343.32
				MANTECA PD	\$790.36



State of California  
**ASSET FORFEITURE REPORT - 2008**

*Table 3*

<b>Admin Number</b>	<b>Docket Number</b>	<b>Amount Forfeited</b>	<b>Date Disbursed</b>	<b>Recipient</b>	<b>Amount Disbursed</b>
AF07-0043	2007-24226	\$675.86	3/7/2008	15% - 11489	\$65.90
				CDA	\$6.76
				DA OFFICE	\$67.58
				GENERAL FUND	\$162.21
				STOCKTON PD	\$373.41
AF07-0044	2007-22603	\$1,318.69	3/7/2008	15% - 11489	\$128.57
				CDA	\$13.19
				DA OFFICE	\$131.86
				GENERAL FUND	\$316.49
				STOCKTON PD	\$728.58
AF07-0046	2007-19284	\$868.99	3/7/2008	15% - 11489	\$84.73
				CDA	\$8.69
				DA OFFICE	\$86.89
				GENERAL FUND	\$208.56
				STOCKTON PD	\$480.12
AF07-0047	2007-19284	\$1,086.05	3/7/2008	15% - 11489	\$105.89
				CDA	\$10.86
				DA OFFICE	\$108.61
				GENERAL FUND	\$260.65
				STOCKTON PD	\$600.04
AF07-0048	2006-55628	\$773.36	3/7/2008	15% - 11489	\$75.40
				CDA	\$7.73
				DA OFFICE	\$77.34
				GENERAL FUND	\$185.61
				STOCKTON PD	\$427.28
AF07-0049	2007-26233	\$498.27	3/7/2008	15% - 11489	\$48.58
				CDA	\$4.98
				DA OFFICE	\$49.84
				GENERAL FUND	\$119.58
				STOCKTON PD	\$275.29
AF07-0050	2007-27456	\$4,060.57	3/7/2008	15% - 11489	\$395.91
				CDA	\$40.61
				DA OFFICE	\$406.05
				GENERAL FUND	\$974.54
				STOCKTON PD	\$2,243.46
AF07-0051	2007-12526	\$14,424.92	9/2/2008	15% - 11489	\$1,406.43
				CDA	\$144.25
				DA OFFICE	\$1,442.49
				GENERAL FUND	\$3,461.98



State of California  
**ASSET FORFEITURE REPORT - 2008**

*Table 3*

Admin Number	Docket Number	Amount Forfeited	Date Disbursed	Recipient	Amount Disbursed
AF07-0053	2007-03574	\$10,085.05	3/7/2008	TF SAN JOAQUIN CO NTF	\$7,969.77
				15% - 11489	\$983.29
				CDAA	\$100.82
				DA OFFICE	\$1,008.54
				GENERAL FUND	\$2,420.41
AF07-0054	2007-02295	\$3,696.14	3/7/2008	TRACY PD	\$5,571.99
				15% - 11489	\$360.37
				CDAA	\$36.96
				DA OFFICE	\$369.62
				GENERAL FUND	\$887.07
AF07-0055	2007-31671	\$637.52	5/2/2008	TRACY PD	\$2,042.12
				15% - 11489	\$62.16
				CDAA	\$6.38
				DA OFFICE	\$63.76
				GENERAL FUND	\$153.00
AF07-0056	2007-31618	\$2,081.22	5/2/2008	STOCKTON PD	\$352.22
				15% - 11489	\$202.92
				CDAA	\$20.81
				DA OFFICE	\$208.13
				GENERAL FUND	\$499.49
AF07-0058	2007-32481	\$446.70	9/9/2008	STOCKTON PD	\$1,149.87
				15% - 11489	\$43.55
				CDAA	\$4.47
				DA OFFICE	\$44.67
				GENERAL FUND	\$107.21
AF07-0059	2007-14107	\$4,722.20	3/7/2008	STOCKTON PD	\$246.80
				15% - 11489	\$460.41
				CDAA	\$47.22
				DA OFFICE	\$472.22
				GENERAL FUND	\$1,133.33
AF07-0060	2007-32376	\$7,889.73	3/7/2008	STOCKTON PD	\$2,609.02
				15% - 11489	\$769.25
				CDAA	\$78.90
				DA OFFICE	\$788.96
				GENERAL FUND	\$1,893.54
AF07-0062	2007-34674	\$405.86	9/9/2008	STOCKTON PD	\$4,359.08
				15% - 11489	\$39.57
				CDAA	\$4.06
				DA OFFICE	\$40.58



State of California  
**ASSET FORFEITURE REPORT - 2008**

*Table 3*

<b>Admin Number</b>	<b>Docket Number</b>	<b>Amount Forfeited</b>	<b>Date Disbursed</b>	<b>Recipient</b>	<b>Amount Disbursed</b>
				GENERAL FUND	\$97.41
				STOCKTON PD	\$224.24
AF07-0064	2007-35038	\$12,383.44	9/9/2008	15% - 11489	\$1,207.39
				CDA A	\$123.83
				DA OFFICE	\$1,238.34
				GENERAL FUND	\$2,972.03
				STOCKTON PD	\$6,841.85
AF07-0065	2007-31798	\$3,364.90	5/2/2008	15% - 11489	\$328.08
				CDA A	\$33.65
				DA OFFICE	\$336.48
				GENERAL FUND	\$807.58
				STOCKTON PD	\$1,859.11
AF07-0067	2007-8038	\$404.62	5/1/2008	15% - 11489	\$39.45
				CDA A	\$4.05
				DA OFFICE	\$40.46
				GENERAL FUND	\$97.11
				LODI PD	\$223.55
AF07-0069	2007-37843	\$637.92	5/2/2008	15% - 11489	\$62.20
				CDA A	\$6.38
				DA OFFICE	\$63.79
				GENERAL FUND	\$153.10
				STOCKTON PD	\$352.45
AF07-0070	2007-46033	\$831.47	5/2/2008	15% - 11489	\$81.07
				CDA A	\$8.31
				DA OFFICE	\$83.15
				GENERAL FUND	\$199.55
				STOCKTON PD	\$459.39
AF07-0071	2007-37854	\$1,027.61	5/2/2008	15% - 11489	\$100.19
				CDA A	\$10.28
				DA OFFICE	\$102.76
				GENERAL FUND	\$246.63
				STOCKTON PD	\$567.75
AF07-0072	2007-45752	\$4,160.16	5/2/2008	15% - 11489	\$405.62
				CDA A	\$41.60
				DA OFFICE	\$416.01
				GENERAL FUND	\$998.44
				STOCKTON PD	\$2,298.49
AF07-0073	2007-40695	\$888.40	5/2/2008	15% - 11489	\$86.62
				CDA A	\$8.88



State of California  
**ASSET FORFEITURE REPORT - 2008**

*Table 3*

Admin Number	Docket Number	Amount Forfeited	Date Disbursed	Recipient	Amount Disbursed
				DA OFFICE	\$88.84
				GENERAL FUND	\$213.22
				STOCKTON PD	\$490.84
AF07-0074	2007-39625	\$2,045.58	5/2/2008	15% - 11489	\$199.44
				CDA A	\$20.46
				DA OFFICE	\$204.56
				GENERAL FUND	\$490.94
				STOCKTON PD	\$1,130.18
AF07-0075	2007-46396	\$8,739.17	5/2/2008	15% - 11489	\$852.07
				CDA A	\$87.39
				DA OFFICE	\$873.92
				GENERAL FUND	\$2,097.40
				STOCKTON PD	\$4,828.39
AF07-0077	2007-36740	\$8,530.09	5/2/2008	15% - 11489	\$831.68
				CDA A	\$85.30
				DA OFFICE	\$853.02
				GENERAL FUND	\$2,047.22
				STOCKTON PD	\$4,712.87
AF07-0078	2007-40370	\$6,763.28	5/2/2008	15% - 11489	\$659.42
				CDA A	\$67.63
				DA OFFICE	\$676.33
				GENERAL FUND	\$1,623.19
				STOCKTON PD	\$3,736.71
AF07-0079	2007-47960	\$484.00	12/19/2008	15% - 11489	\$47.19
				CDA A	\$4.84
				DA OFFICE	\$48.40
				GENERAL FUND	\$116.16
				STOCKTON PD	\$267.41
AF07-0080	2007-48167	\$599.47	5/2/2008	15% - 11489	\$58.45
				CDA A	\$5.99
				DA OFFICE	\$59.95
				GENERAL FUND	\$143.87
				STOCKTON PD	\$331.21
AF07-0082	2007-48920	\$2,168.42	5/2/2008	15% - 11489	\$211.42
				CDA A	\$21.68
				DA OFFICE	\$216.85
				GENERAL FUND	\$520.42
				STOCKTON PD	\$1,198.05
AF07-0083	2007-47406	\$485.81	5/2/2008	15% - 11489	\$47.37



State of California  
**ASSET FORFEITURE REPORT - 2008**

*Table 3*

Admin Number	Docket Number	Amount Forfeited	Date Disbursed	Recipient	Amount Disbursed
				CDA A	\$4.86
				DA OFFICE	\$48.58
				GENERAL FUND	\$116.59
				STOCKTON PD	\$268.41
AF07-0084	2007-24493	\$679.16	12/1/2008		
				15% - 11489	\$66.22
				CDA A	\$6.79
				DA OFFICE	\$67.91
				GENERAL FUND	\$163.00
				SAN JOAQUIN CO SO	\$375.24
AF07-0085	2007-23947	\$756.85	9/9/2008		
				15% - 11489	\$73.79
				CDA A	\$7.57
				DA OFFICE	\$75.69
				GENERAL FUND	\$181.64
				MANTECA PD	\$418.16
AF07-0086	2007-47989	\$397.06	5/2/2008		
				15% - 11489	\$38.71
				CDA A	\$3.97
				DA OFFICE	\$39.71
				GENERAL FUND	\$95.29
				STOCKTON PD	\$219.38
AF07-0087	2007-47989	\$364.06	5/2/2008		
				15% - 11489	\$35.50
				CDA A	\$3.64
				DA OFFICE	\$36.41
				GENERAL FUND	\$87.37
				STOCKTON PD	\$201.14
AF07-0088	2007-50369	\$1,054.04	5/2/2008		
				15% - 11489	\$102.77
				CDA A	\$10.54
				DA OFFICE	\$105.40
				GENERAL FUND	\$252.97
				STOCKTON PD	\$582.36
AF07-0089	2007-51078	\$2,287.61	12/1/2008		
				15% - 11489	\$223.04
				CDA A	\$22.88
				DA OFFICE	\$228.76
				GENERAL FUND	\$549.03
				STOCKTON PD	\$1,263.90
AF07-0090	2007-50849	\$892.11	5/2/2008		
				15% - 11489	\$86.98
				CDA A	\$8.92
				DA OFFICE	\$89.21
				GENERAL FUND	\$214.11
				STOCKTON PD	\$492.89



State of California  
**ASSET FORFEITURE REPORT - 2008**

*Table 3*

Admin Number	Docket Number	Amount Forfeited	Date Disbursed	Recipient	Amount Disbursed
AF07-0091	2007-49621	\$3,626.45	9/9/2008	15% - 11489	\$353.58
				CDA	\$36.26
				DA OFFICE	\$362.65
				GENERAL FUND	\$870.35
				STOCKTON PD	\$2,003.61
AF07-0095	2007-54719	\$1,343.58	9/9/2008	15% - 11489	\$131.00
				CDA	\$13.44
				DA OFFICE	\$134.35
				GENERAL FUND	\$322.46
				STOCKTON PD	\$742.33
AF07-0096	2007-56940	\$2,114.81	9/9/2008	15% - 11489	\$206.19
				CDA	\$21.15
				DA OFFICE	\$211.49
				GENERAL FUND	\$507.55
				STOCKTON PD	\$1,168.43
AF07-0097	200756280	\$3,451.30	9/9/2008	15% - 11489	\$336.50
				CDA	\$34.51
				DA OFFICE	\$345.14
				GENERAL FUND	\$828.31
				STOCKTON PD	\$1,906.84
AF07-0098	2007-53868	\$1,702.06	12/19/2008	15% - 11489	\$165.95
				CDA	\$17.02
				DA OFFICE	\$170.21
				GENERAL FUND	\$408.49
				STOCKTON PD	\$940.39
AF07-0099	2007-53133	\$583.47	9/9/2008	15% - 11489	\$56.89
				CDA	\$5.83
				DA OFFICE	\$58.35
				GENERAL FUND	\$140.03
				STOCKTON PD	\$322.37
AF07-0100	2007-46343	\$5,198.44	9/9/2008	15% - 11489	\$506.85
				CDA	\$51.98
				DA OFFICE	\$519.84
				GENERAL FUND	\$1,247.63
				STOCKTON PD	\$2,872.14
AF07-0101	2007-53719	\$565.65	9/9/2008	15% - 11489	\$55.15
				CDA	\$5.66
				DA OFFICE	\$56.56
				GENERAL FUND	\$135.76



State of California  
**ASSET FORFEITURE REPORT - 2008**

*Table 3*

Admin Number	Docket Number	Amount Forfeited	Date Disbursed	Recipient	Amount Disbursed
AF07-0102	2007-53302	\$3,712.69	9/9/2008	STOCKTON PD	\$312.52
				15% - 11489	\$361.99
				CDAA	\$37.13
				DA OFFICE	\$371.26
				GENERAL FUND	\$891.05
AF07-0103	2007-52784	\$2,787.71	9/9/2008	STOCKTON PD	\$2,051.26
				15% - 11489	\$271.80
				CDAA	\$27.88
				DA OFFICE	\$278.77
				GENERAL FUND	\$669.05
AF07-0104	2007-52928	\$1,804.62	9/9/2008	STOCKTON PD	\$1,540.21
				15% - 11489	\$175.95
				CDAA	\$18.05
				DA OFFICE	\$180.46
				GENERAL FUND	\$433.11
AF07-0106	2006-65456	\$1,850.34	12/1/2008	STOCKTON PD	\$997.05
				15% - 11489	\$180.41
				CDAA	\$18.50
				DA OFFICE	\$185.04
				GENERAL FUND	\$444.08
AF07-0110	2007-05011	\$408.54	9/2/2008	STOCKTON PD	\$1,022.31
				15% - 11489	\$39.83
				CDAA	\$4.09
				DA OFFICE	\$40.85
				GENERAL FUND	\$98.05
AF07-0112	2007-08189	\$4,384.30	9/9/2008	TRACY PD	\$225.72
				15% - 11489	\$427.47
				CDAA	\$43.84
				DA OFFICE	\$438.43
				GENERAL FUND	\$1,052.23
AF07-0113	2007-06741	\$1,228.27	9/9/2008	TRACY PD	\$2,422.33
				15% - 11489	\$119.76
				CDAA	\$12.28
				DA OFFICE	\$122.83
				GENERAL FUND	\$294.78
AF07-0115	2007-04133	\$740.52	9/9/2008	TRACY PD	\$678.62
				15% - 11489	\$72.20
				CDAA	\$7.41
				DA OFFICE	\$74.05





State of California  
**ASSET FORFEITURE REPORT - 2008**

*Table 3*

<b>Admin Number</b>	<b>Docket Number</b>	<b>Amount Forfeited</b>	<b>Date Disbursed</b>	<b>Recipient</b>	<b>Amount Disbursed</b>
				GENERAL FUND	\$177.72
				TRACY PD	\$409.14
AF07-0116	2007-11345	\$1,821.83	9/9/2008	15% - 11489	\$177.63
				CDA A	\$18.22
				DA OFFICE	\$182.18
				GENERAL FUND	\$437.24
				TRACY PD	\$1,006.56
AF07-0117	2007-11548	\$306.17	9/9/2008	15% - 11489	\$29.85
				CDA A	\$3.06
				DA OFFICE	\$30.62
				GENERAL FUND	\$73.48
				TRACY PD	\$169.16
AF07-0118	2007-59179	\$1,170.28	9/9/2008	15% - 11489	\$114.10
				CDA A	\$11.70
				DA OFFICE	\$117.03
				GENERAL FUND	\$280.87
				STOCKTON PD	\$646.58
AF07-0119	2007-61357	\$964.67	9/9/2008	15% - 11489	\$94.06
				CDA A	\$9.65
				DA OFFICE	\$96.46
				GENERAL FUND	\$231.52
				STOCKTON PD	\$532.98
AF07-0123	2007-60530	\$1,122.27	9/9/2008	15% - 11489	\$109.42
				CDA A	\$11.22
				DA OFFICE	\$112.24
				GENERAL FUND	\$269.34
				STOCKTON PD	\$620.05
AF07-0124	2007-34132	\$1,787.10	12/1/2008	15% - 11489	\$174.24
				CDA A	\$17.87
				DA OFFICE	\$178.72
				GENERAL FUND	\$428.90
				MANTECA PD	\$987.37
AF08-0001	2005-04177	\$2,061.41	12/1/2008	15% - 11489	\$200.99
				CDA A	\$20.61
				DA OFFICE	\$206.14
				GENERAL FUND	\$494.74
				TF SAN JOAQUIN CO NTF	\$1,138.93
AF08-0002	2008-2034	\$1,867.25	12/1/2008	15% - 11489	\$182.06
				CDA A	\$18.67



State of California  
**ASSET FORFEITURE REPORT - 2008**

*Table 3*

Admin Number	Docket Number	Amount Forfeited	Date Disbursed	Recipient	Amount Disbursed
				DA OFFICE	\$186.72
				GENERAL FUND	\$448.14
				STOCKTON PD	\$1,031.66
AF08-0003	2008-3464	\$1,526.12	12/1/2008		
				15% - 11489	\$148.80
				CDA A	\$15.26
				DA OFFICE	\$152.61
				GENERAL FUND	\$366.27
				STOCKTON PD	\$843.18
AF08-0004	2008-2741	\$336.61	12/1/2008		
				15% - 11489	\$32.82
				CDA A	\$3.37
				DA OFFICE	\$33.65
				GENERAL FUND	\$80.79
				STOCKTON PD	\$185.98
AF08-0005	2008-486	\$389.88	12/1/2008		
				15% - 11489	\$38.01
				CDA A	\$3.90
				DA OFFICE	\$38.99
				GENERAL FUND	\$93.57
				STOCKTON PD	\$215.41
AF08-0010	2008-108	\$1,107.92	12/1/2008		
				15% - 11489	\$108.02
				CDA A	\$11.08
				DA OFFICE	\$110.79
				ESCALON PD	\$612.13
				GENERAL FUND	\$265.90
AF08-0011	2008-629	\$413.07	12/1/2008		
				15% - 11489	\$40.27
				CDA A	\$4.13
				DA OFFICE	\$41.31
				GENERAL FUND	\$99.14
				TRACY PD	\$228.22
AF08-0012	2008-00640	\$520.29	12/1/2008		
				15% - 11489	\$50.73
				CDA A	\$5.20
				DA OFFICE	\$52.03
				GENERAL FUND	\$124.87
				TRACY PD	\$287.46
AF08-0013	2008-256	\$1,186.48	11/13/2008		
				15% - 11489	\$115.68
				CDA A	\$11.86
				DA OFFICE	\$118.65
				GENERAL FUND	\$284.76
				LODI PD	\$655.53
AF08-0014	2008-105	\$486.98	11/13/2008		
				15% - 11489	\$47.48



State of California  
**ASSET FORFEITURE REPORT - 2008**

*Table 3*

Admin Number	Docket Number	Amount Forfeited	Date Disbursed	Recipient	Amount Disbursed
				CDA A	\$4.87
				DA OFFICE	\$48.69
				GENERAL FUND	\$116.88
				LODI PD	\$269.06
AF08-0015	2008-613	\$293.37	11/13/2008		
				15% - 11489	\$28.60
				CDA A	\$2.93
				DA OFFICE	\$29.34
				GENERAL FUND	\$70.41
				LODI PD	\$162.09
AF08-0016	2008-1179	\$364.70	11/13/2008		
				15% - 11489	\$35.56
				CDA A	\$3.65
				DA OFFICE	\$36.46
				GENERAL FUND	\$87.53
				LODI PD	\$201.50
AF08-0017	2008-9880	\$1,097.51	12/1/2008		
				15% - 11489	\$107.01
				CDA A	\$10.98
				DA OFFICE	\$109.75
				GENERAL FUND	\$263.40
				STOCKTON PD	\$606.37
AF08-0020	2008-8501	\$407.87	12/1/2008		
				15% - 11489	\$39.77
				CDA A	\$4.08
				DA OFFICE	\$40.78
				GENERAL FUND	\$97.89
				STOCKTON PD	\$225.35
AF08-0022	2008-9824	\$3,851.81	12/1/2008		
				15% - 11489	\$375.55
				CDA A	\$38.52
				DA OFFICE	\$385.18
				GENERAL FUND	\$924.43
				STOCKTON PD	\$2,128.13
AF08-0024	2008-2435	\$239.91	11/13/2008		
				15% - 11489	\$23.39
				CDA A	\$2.40
				DA OFFICE	\$23.99
				GENERAL FUND	\$57.58
				LODI PD	\$132.55
AF08-0025	2008-2479	\$309.02	11/13/2008		
				15% - 11489	\$30.13
				CDA A	\$3.09
				DA OFFICE	\$30.91
				GENERAL FUND	\$74.16
				LODI PD	\$170.73



State of California  
**ASSET FORFEITURE REPORT - 2008**

*Table 3*

Admin Number	Docket Number	Amount Forfeited	Date Disbursed	Recipient	Amount Disbursed
AF08-0026	2008-8096	\$5,180.88	12/19/2008	15% - 11489	\$505.14
				CDA A	\$51.81
				DA OFFICE	\$518.08
				GENERAL FUND	\$1,243.41
				SAN JOAQUIN CO SO	\$2,862.44
AF08-0027	2008-1732	\$318.17	12/1/2008	15% - 11489	\$31.02
				CDA A	\$3.18
				DA OFFICE	\$31.82
				GENERAL FUND	\$76.36
				TRACY PD	\$175.79
AF08-0028	2008-2719	\$317.79	12/1/2008	15% - 11489	\$30.98
				CDA A	\$3.18
				DA OFFICE	\$31.78
				GENERAL FUND	\$76.27
				TRACY PD	\$175.58
AF08-0029	2008-01682	\$1,135.57	12/1/2008	15% - 11489	\$110.72
				CDA A	\$11.36
				DA OFFICE	\$113.55
				GENERAL FUND	\$272.54
				TRACY PD	\$627.40
AF08-0030	2008-10008	\$850.14	12/1/2008	15% - 11489	\$82.89
				CDA A	\$8.50
				DA OFFICE	\$85.02
				GENERAL FUND	\$204.03
				STOCKTON PD	\$469.70
AF08-0031	2008-12654	\$3,024.32	12/1/2008	15% - 11489	\$294.87
				CDA A	\$30.24
				DA OFFICE	\$302.43
				GENERAL FUND	\$725.84
				STOCKTON PD	\$1,670.94
AF08-0033	2008-3356	\$343.06	11/13/2008	15% - 11489	\$33.45
				CDA A	\$3.43
				DA OFFICE	\$34.31
				GENERAL FUND	\$82.33
				LODI PD	\$189.54
AF08-0035	2008-9346	\$784.55	12/1/2008	15% - 11489	\$76.49
				CDA A	\$7.85
				DA OFFICE	\$78.46
				GENERAL FUND	\$188.29



State of California  
**ASSET FORFEITURE REPORT - 2008**

*Table 3*

Admin Number	Docket Number	Amount Forfeited	Date Disbursed	Recipient	Amount Disbursed
AF08-0036	2008-6955	\$667.99	12/1/2008	MANTECA PD	\$433.46
				15% - 11489	\$65.13
				CDAA	\$6.68
				DA OFFICE	\$66.80
				GENERAL FUND	\$160.32
AF08-0037	2008-5523	\$1,594.28	12/1/2008	MANTECA PD	\$369.06
				15% - 11489	\$155.44
				CDAA	\$15.94
				DA OFFICE	\$159.43
				GENERAL FUND	\$382.63
AF08-0038	2008-9039	\$1,363.22	12/1/2008	MANTECA PD	\$880.84
				15% - 11489	\$132.91
				CDAA	\$13.63
				DA OFFICE	\$136.33
				GENERAL FUND	\$327.17
AF08-0039	2008-789	\$631.88	12/1/2008	MANTECA PD	\$753.18
				15% - 11489	\$61.61
				CDAA	\$6.32
				DA OFFICE	\$63.19
				GENERAL FUND	\$151.65
AF08-0040	2008-3414	\$1,344.87	11/13/2008	MANTECA PD	\$349.11
				15% - 11489	\$131.12
				CDAA	\$13.45
				DA OFFICE	\$134.49
				GENERAL FUND	\$322.77
AF08-0041	2008-943	\$2,677.41	12/1/2008	LODI PD	\$743.04
				15% - 11489	\$261.05
				CDAA	\$26.77
				DA OFFICE	\$267.74
				GENERAL FUND	\$642.58
AF08-0042	2008-4358	\$396.72	11/13/2008	RIPON PD	\$1,479.27
				15% - 11489	\$38.68
				CDAA	\$3.97
				DA OFFICE	\$39.67
				GENERAL FUND	\$95.21
AF08-0044	2008-10276	\$1,640.08	12/1/2008	LODI PD	\$219.19
				15% - 11489	\$159.91
				CDAA	\$16.40
				DA OFFICE	\$164.01



State of California  
**ASSET FORFEITURE REPORT - 2008**

*Table 3*

Admin Number	Docket Number	Amount Forfeited	Date Disbursed	Recipient	Amount Disbursed
				GENERAL FUND	\$393.62
				SAN JOAQUIN CO SO	\$906.14
AF08-0046	2007-62949	\$24,865.45	12/19/2008	15% - 11489	\$2,424.38
				CDA A	\$248.65
				DA OFFICE	\$2,486.55
				GENERAL FUND	\$5,967.71
				STOCKTON PD	\$13,738.16
AF08-0050	2008-0050	\$1,396.97	12/19/2008	15% - 11489	\$136.20
				CDA A	\$13.97
				DA OFFICE	\$139.70
				GENERAL FUND	\$335.27
				STOCKTON PD	\$771.83
AF08-0051	2008-15218	\$2,896.81	12/19/2008	15% - 11489	\$282.44
				CDA A	\$28.97
				DA OFFICE	\$289.68
				GENERAL FUND	\$695.23
				TF SAN JOAQUIN CO NTF	\$1,600.49
AF08-0052	2008-27059	\$3,728.58	12/19/2008	15% - 11489	\$363.54
				CDA A	\$37.29
				DA OFFICE	\$372.85
				GENERAL FUND	\$894.86
				STOCKTON PD	\$2,060.04
AF08-0055	2008-28842	\$421.75	12/19/2008	15% - 11489	\$41.12
				CDA A	\$4.22
				DA OFFICE	\$42.17
				GENERAL FUND	\$101.22
				STOCKTON PD	\$233.02
AF08-0059	2008-13972	\$953.33	12/19/2008	15% - 11489	\$92.95
				CDA A	\$9.53
				DA OFFICE	\$95.34
				GENERAL FUND	\$228.80
				MANTECA PD	\$526.71
AF08-0060	2008-12746	\$476.70	12/19/2008	15% - 11489	\$46.48
				CDA A	\$4.77
				DA OFFICE	\$47.66
				GENERAL FUND	\$114.41
				MANTECA PD	\$263.38
AF08-0061	2008-17307	\$2,286.07	12/19/2008	15% - 11489	\$222.89
				CDA A	\$22.86



State of California  
**ASSET FORFEITURE REPORT - 2008**

*Table 3*

Admin Number	Docket Number	Amount Forfeited	Date Disbursed	Recipient	Amount Disbursed
				DA OFFICE	\$228.60
				GENERAL FUND	\$548.66
				SAN JOAQUIN CO SO	\$1,263.06
AF08-0063	2008-24878	\$3,181.70	12/19/2008	15% - 11489	\$310.23
				CDA A	\$31.82
				DA OFFICE	\$318.08
				GENERAL FUND	\$763.63
				STOCKTON PD	\$1,757.94
AF08-0064	2008-35266	\$850.58	12/19/2008	15% - 11489	\$82.93
				CDA A	\$8.51
				DA OFFICE	\$85.05
				GENERAL FUND	\$204.14
				STOCKTON PD	\$469.95
AF08-0069	2008-16172	\$855.14	12/19/2008	15% - 11489	\$83.38
				CDA A	\$8.55
				DA OFFICE	\$85.52
				GENERAL FUND	\$205.23
				MANTECA PD	\$472.46
AF08-0070	2008-11514	\$1,485.61	12/19/2008	15% - 11489	\$144.85
				CDA A	\$14.86
				DA OFFICE	\$148.55
				GENERAL FUND	\$356.55
				TF SAN JOAQUIN CO NTF	\$820.80
AF08-0074	2008-6452	\$1,250.30	12/19/2008	15% - 11489	\$121.90
				CDA A	\$12.50
				DA OFFICE	\$125.04
				GENERAL FUND	\$300.07
				TRACY PD	\$690.79
AF08-0075	2008-6257	\$1,938.18	12/19/2008	15% - 11489	\$188.97
				CDA A	\$19.38
				DA OFFICE	\$193.83
				GENERAL FUND	\$465.16
				TRACY PD	\$1,070.84
AF08-0089	2008-6872	\$467.88	12/19/2008	15% - 11489	\$45.62
				CDA A	\$4.68
				DA OFFICE	\$46.79
				GENERAL FUND	\$112.29
				TRACY PD	\$258.50
AF08-0090	2008-6896	\$465.86	12/19/2008	15% - 11489	\$45.42



State of California  
ASSET FORFEITURE REPORT - 2008

Table 3

Admin Number	Docket Number	Amount Forfeited	Date Disbursed	Recipient	Amount Disbursed
				CDA A	\$4.66
				DA OFFICE	\$46.58
				GENERAL FUND	\$111.81
				STOCKTON PD	\$257.39
AF96-0084	1996-119	\$1,675.03	9/2/2008		
				15% - 11489	\$163.32
				CDA A	\$16.75
				DA OFFICE	\$167.50
				GENERAL FUND	\$402.01
				TF SAN JOAQUIN CO NTF	\$925.45
<b>SAN JOAQUIN</b>					<b>\$478,589.35</b>





State of California  
**ASSET FORFEITURE REPORT - 2008**

*Table 3*

Admin Number	Docket Number	Amount Forfeited	Date Disbursed	Recipient	Amount Disbursed
<b>SAN LUIS OBISPO</b>					
0750-167AF		\$6,000.00	12/16/2008	15% - 11489	\$585.00
				CDAA	\$60.00
				DA OFFICE	\$600.00
				GENERAL FUND	\$1,440.00
				SAN LUIS OBISPO CO SO	\$3,315.00
0805-108AF		\$1,031.00	10/20/2008	15% - 11489	\$100.52
				CDAA	\$10.31
				DA OFFICE	\$103.10
				GENERAL FUND	\$247.44
				SAN LUIS OBISPO CO SO	\$569.63
0850-048AF		\$3,530.70	12/8/2008	15% - 11489	\$344.25
				CDAA	\$35.31
				DA OFFICE	\$353.06
				GENERAL FUND	\$847.37
				SAN LUIS OBISPO CO SO	\$1,950.71
0850-063AF		\$6,091.00	7/31/2008	15% - 11489	\$593.87
				CDAA	\$60.91
				DA OFFICE	\$609.10
				GENERAL FUND	\$1,461.84
				SAN LUIS OBISPO CO SO	\$3,365.28
0850-064AF		\$1,500.00	8/4/2008	15% - 11489	\$146.25
				CDAA	\$15.00
				DA OFFICE	\$150.00
				GENERAL FUND	\$360.00
				SAN LUIS OBISPO CO SO	\$828.75
0850-070AF		\$507.00	11/24/2008	15% - 11489	\$49.43
				CDAA	\$5.07
				DA OFFICE	\$50.70
				GENERAL FUND	\$121.68
				SAN LUIS OBISPO CO SO	\$280.12
0850-087AF		\$2,400.00	9/29/2008	15% - 11489	\$234.00
				CDAA	\$24.00
				DA OFFICE	\$240.00
				GENERAL FUND	\$576.00
				SAN LUIS OBISPO CO SO	\$1,326.00
0850-106AF		\$1,915.00	10/7/2008	15% - 11489	\$186.71
				CDAA	\$19.15
				DA OFFICE	\$191.50



State of California  
**ASSET FORFEITURE REPORT - 2008**

*Table 3*

<b>Admin Number</b>	<b>Docket Number</b>	<b>Amount Forfeited</b>	<b>Date Disbursed</b>	<b>Recipient</b>	<b>Amount Disbursed</b>
				GENERAL FUND	\$459.60
				SAN LUIS OBISPO CO SO	\$1,058.04
0850-107AF		\$4,091.00	10/15/2008	15% - 11489	\$398.87
				CDA A	\$40.91
				DA OFFICE	\$409.10
				GENERAL FUND	\$981.84
				SAN LUIS OBISPO CO SO	\$2,260.28
SLOAF07-0011		\$3,733.21	4/18/2008	15% - 11489	\$363.98
				CDA A	\$37.33
				DA OFFICE	\$373.33
				GENERAL FUND	\$895.97
				TF SAN LUIS OBISPO CO	\$2,062.60
SLOAF07-0014		\$1,696.92	5/6/2008	15% - 11489	\$165.45
				CDA A	\$16.97
				DA OFFICE	\$169.69
				GENERAL FUND	\$407.26
				TF SAN LUIS OBISPO CO	\$937.55
SLOAF07-0017		\$3,837.33	1/3/2008	15% - 11489	\$374.14
				CDA A	\$38.37
				DA OFFICE	\$383.74
				GENERAL FUND	\$920.96
				TF SAN LUIS OBISPO CO	\$2,120.12
SLOAF07-0029		\$1,644.02	1/16/2008	15% - 11489	\$160.29
				CDA A	\$16.44
				DA OFFICE	\$164.41
				GENERAL FUND	\$394.56
				TF SAN LUIS OBISPO CO	\$908.32
SLOAF07-0052		\$2,924.88	12/31/2008	15% - 11489	\$285.18
				CDA A	\$29.25
				DA OFFICE	\$292.48
				GENERAL FUND	\$701.97
				TF SAN LUIS OBISPO CO	\$1,616.00
SLOAF07-0059		\$1,043.04	3/28/2008	15% - 11489	\$101.70
				CDA A	\$10.43
				DA OFFICE	\$104.30
				GENERAL FUND	\$250.33
				TF SAN LUIS OBISPO CO	\$576.28
SLOAF07-0066		\$10,807.72	12/22/2008	15% - 11489	\$1,053.75
				CDA A	\$108.08



State of California  
**ASSET FORFEITURE REPORT - 2008**

*Table 3*

Admin Number	Docket Number	Amount Forfeited	Date Disbursed	Recipient	Amount Disbursed
				DA OFFICE	\$1,080.77
				GENERAL FUND	\$2,593.85
				TF SAN LUIS OBISPO CO	\$5,971.27
SLOAF07-0072		\$1,524.07	6/24/2008		
				15% - 11489	\$148.60
				CDA A	\$15.24
				DA OFFICE	\$152.40
				GENERAL FUND	\$365.78
				TF SAN LUIS OBISPO CO	\$842.05
SLOAF07-0073		\$1,478.72	3/10/2008		
				15% - 11489	\$144.18
				CDA A	\$14.79
				DA OFFICE	\$147.87
				GENERAL FUND	\$354.89
				TF SAN LUIS OBISPO CO	\$816.99
SLOAF070035A		\$9,737.01	6/25/2008		
				15% - 11489	\$949.36
				CDA A	\$97.37
				DA OFFICE	\$973.70
				GENERAL FUND	\$2,336.88
				TF SAN LUIS OBISPO CO	\$5,379.70
SLOAF070044B		\$3,398.68	3/7/2008		
				15% - 11489	\$331.37
				CDA A	\$33.99
				DA OFFICE	\$339.87
				GENERAL FUND	\$815.68
				TF SAN LUIS OBISPO CO	\$1,877.77
SLOAF070044C		\$1,740.96	2/29/2008		
				15% - 11489	\$169.74
				CDA A	\$17.41
				DA OFFICE	\$174.10
				GENERAL FUND	\$417.83
				TF SAN LUIS OBISPO CO	\$961.88
SLOAF08-0003		\$961.28	3/12/2008		
				15% - 11489	\$93.72
				CDA A	\$9.61
				DA OFFICE	\$96.13
				GENERAL FUND	\$230.71
				TF SAN LUIS OBISPO CO	\$531.11
SLOAF08-0004		\$1,013.75	3/12/2008		
				15% - 11489	\$98.84
				CDA A	\$10.14
				DA OFFICE	\$101.37
				GENERAL FUND	\$243.30
				TF SAN LUIS OBISPO CO	\$560.10
SLOAF08-0011		\$1,087.31	5/2/2008		
				15% - 11489	\$106.01



State of California  
ASSET FORFEITURE REPORT - 2008

Table 3

Admin Number	Docket Number	Amount Forfeited	Date Disbursed	Recipient	Amount Disbursed
				CDAA	\$10.87
				DA OFFICE	\$108.74
				GENERAL FUND	\$260.95
				TF SAN LUIS OBISPO CO	\$600.74
SLOAF08-0024		\$3,136.44	6/27/2008	15% - 11489	\$305.80
				CDAA	\$31.36
				DA OFFICE	\$313.65
				GENERAL FUND	\$752.75
				TF SAN LUIS OBISPO CO	\$1,732.88
SLOAF08-0039		\$1,994.40	8/15/2008	15% - 11489	\$194.45
				CDAA	\$19.94
				DA OFFICE	\$199.44
				GENERAL FUND	\$478.66
				TF SAN LUIS OBISPO CO	\$1,101.91
SLOAF08-0041		\$819.64	9/12/2008	15% - 11489	\$79.91
				CDAA	\$8.20
				DA OFFICE	\$81.97
				GENERAL FUND	\$196.71
				TF SAN LUIS OBISPO CO	\$452.85
SLOAF08-0066		\$2,712.21	12/10/2008	15% - 11489	\$264.44
				CDAA	\$27.12
				DA OFFICE	\$271.22
				GENERAL FUND	\$650.93
				TF SAN LUIS OBISPO CO	\$1,498.50
SLOAF080026C		\$2,069.97	11/6/2008	15% - 11489	\$201.82
				CDAA	\$20.70
				DA OFFICE	\$207.00
				GENERAL FUND	\$496.79
				TF SAN LUIS OBISPO CO	\$1,143.66
<b>SAN LUIS OBISPO</b>					<b>\$84,427.26</b>



State of California  
**ASSET FORFEITURE REPORT - 2008**

*Table 3*

Admin Number	Docket Number	Amount Forfeited	Date Disbursed	Recipient	Amount Disbursed
<b>SAN MATEO</b>					
1770		\$4,021.61	2/21/2008	CDA DA OFFICE GENERAL FUND TF SAN MATEO CO NTF	\$40.22 \$402.17 \$965.18 \$2,614.04
1878	NF315765	\$1,256.07	6/25/2008	CDA DA OFFICE GENERAL FUND TF SAN MATEO CO NTF	\$12.56 \$125.61 \$301.46 \$816.44
2026	SC36304A	\$1,562.80	2/21/2008	CDA DA OFFICE EAST PALO ALTO PD GENERAL FUND	\$15.62 \$156.29 \$1,015.82 \$375.07
2148	NF354852	\$2,381.86	2/21/2008	CDA DA OFFICE GENERAL FUND SAN FRANCISCO PD TF SAN MATEO CO NTF	\$23.81 \$238.19 \$571.65 \$774.11 \$774.10
2150	331854	\$4,627.25	3/11/2008	CDA DA OFFICE GENERAL FUND SAN FRANCISCO PD TF SAN MATEO CO NTF	\$46.27 \$462.73 \$1,110.54 \$1,503.86 \$1,503.85
2157	SC60538	\$3,922.63	3/11/2008	CDA DA OFFICE GENERAL FUND SAN MATEO PD	\$39.23 \$392.27 \$941.43 \$2,549.70
2214	NF361503	\$468.27	2/21/2008	CDA DA OFFICE GENERAL FUND SOUTH SAN FRANCISCO PD	\$4.68 \$46.82 \$112.39 \$304.38
2221	NF362563A	\$61,998.14	12/8/2008	CDA DA OFFICE GENERAL FUND SAN BRUNO PD	\$619.98 \$6,199.81 \$14,879.55 \$40,298.80
2230	NF362279	\$864.51	9/22/2008	BURLINGAME PD CDA DA OFFICE	\$561.93 \$8.65 \$86.45



State of California  
**ASSET FORFEITURE REPORT - 2008**

*Table 3*

Admin Number	Docket Number	Amount Forfeited	Date Disbursed	Recipient	Amount Disbursed
2240	SF349263	\$11,526.35	9/8/2008	GENERAL FUND	\$207.48
				CDA A	\$115.26
				DA OFFICE	\$1,152.64
				GENERAL FUND	\$2,766.32
				TF SAN MATEO CO NTF	\$7,492.13
2246		\$415.69	12/8/2008		
				CDA A	\$4.16
				DA OFFICE	\$41.57
				GENERAL FUND	\$99.77
				PACIFICA PD	\$270.19
2256		\$3,379.92	4/14/2008		
				CDA A	\$33.80
				DA OFFICE	\$337.99
				GENERAL FUND	\$811.18
				SOUTH SAN FRANCISCO PD	\$2,196.95
2257	NF365996B	\$1,328.19	6/25/2008		
				CDA A	\$13.28
				DA OFFICE	\$0.82
				GENERAL FUND	\$318.77
				SANTA CLARA PD	\$497.66
				TF SAN MATEO CO NTF	\$497.66
2258	SF351004	\$13,977.30	9/8/2008		
				CDA A	\$139.77
				CHP-REDWOOD CITY	\$2,309.99
				DA OFFICE	\$1,397.73
				GENERAL FUND	\$3,354.55
				TF SAN MATEO CO NTF	\$6,775.26
2268	NF366531	\$1,528.50	4/28/2008		
				CDA A	\$15.09
				DA OFFICE	\$170.92
				GENERAL FUND	\$362.02
				SAN MATEO PD	\$980.47
2283	NM367689	\$1,959.40	9/22/2008		
				CDA A	\$19.59
				DA OFFICE	\$195.94
				GENERAL FUND	\$470.26
				SOUTH SAN FRANCISCO PD	\$1,273.61
2288	NF368889	\$5,184.19	12/8/2008		
				CDA A	\$51.84
				DA OFFICE	\$518.42
				GENERAL FUND	\$1,244.21
				SOUTH SAN FRANCISCO PD	\$3,369.72
2290	NF369243	\$1,292.03	3/5/2008		
				CDA A	\$12.92
				DA OFFICE	\$129.21
				GENERAL FUND	\$310.09



State of California  
**ASSET FORFEITURE REPORT - 2008**

*Table 3*

Admin Number	Docket Number	Amount Forfeited	Date Disbursed	Recipient	Amount Disbursed
2291		\$4,092.36	4/28/2008	SOUTH SAN FRANCISCO PD	\$839.81
				CDA A	\$40.92
				DA OFFICE	\$409.24
				GENERAL FUND	\$982.17
				TF SAN MATEO CO NTF	\$2,660.03
2292	NF364830	\$5,012.96	3/5/2008		
				CDA A	\$50.12
				DA OFFICE	\$501.31
				GENERAL FUND	\$1,203.11
				SAN FRANCISCO PD	\$1,629.21
				TF SAN MATEO CO NTF	\$1,629.21
2294		\$3,045.98	3/5/2008		
				CDA A	\$30.46
				DA OFFICE	\$304.60
				GENERAL FUND	\$731.03
				SAN MATEO PD	\$1,979.89
2295	NF369666	\$677.73	2/21/2008		
				CDA A	\$6.77
				DA OFFICE	\$67.77
				GENERAL FUND	\$162.66
				SAN MATEO PD	\$440.53
2296	NF369533C	\$80,810.42	7/24/2008		
				CDA A	\$808.10
				DA OFFICE	\$8,081.04
				GENERAL FUND	\$19,394.50
				TF SAN MATEO CO NTF	\$52,526.78
2297		\$1,698.96	3/5/2008		
				CDA A	\$16.99
				DA OFFICE	\$169.90
				GENERAL FUND	\$407.75
				SAN MATEO PD	\$1,104.32
2298	SC64742	\$0.10	12/8/2008		
				DA OFFICE	\$0.01
				GENERAL FUND	\$0.02
				REDWOOD CITY PD	\$0.07
2299	SF353794B	\$6,890.73	4/14/2008		
				CDA A	\$68.91
				DA OFFICE	\$689.07
				GENERAL FUND	\$1,653.78
				TF SAN MATEO CO NTF	\$4,478.97
2300	NF370472	\$3,058.41	2/21/2008		
				CDA A	\$30.59
				DA OFFICE	\$305.83
				GENERAL FUND	\$734.02
				SAN FRANCISCO PD	\$993.99
				TF SAN MATEO CO NTF	\$993.98



State of California  
**ASSET FORFEITURE REPORT - 2008**

*Table 3*

Admin Number	Docket Number	Amount Forfeited	Date Disbursed	Recipient	Amount Disbursed
2301	SF354002B	\$592.62	3/11/2008	CDA	\$5.93
				DA OFFICE	\$59.27
				GENERAL FUND	\$142.22
				TF SAN MATEO CO NTF	\$385.20
2302	SF354054	\$845.99	4/14/2008	CDA	\$8.46
				DA OFFICE	\$84.60
				GENERAL FUND	\$203.03
				SAN FRANCISCO PD	\$274.95
				TF SAN MATEO CO NTF	\$274.95
2304	SF354148	\$497.63	4/14/2008	CDA	\$4.98
				DA OFFICE	\$49.76
				GENERAL FUND	\$119.43
				REDWOOD CITY PD	\$323.46
2305		\$1,426.87	7/14/2008	CDA	\$14.27
				DA OFFICE	\$142.69
				GENERAL FUND	\$342.45
				SAN FRANCISCO PD	\$463.73
				TF SAN MATEO CO NTF	\$463.73
2306		\$1,781.75	4/28/2008	CDA	\$17.81
				DA OFFICE	\$178.19
				GENERAL FUND	\$427.62
				SAN BRUNO PD	\$1,158.13
2307		\$760.75	4/28/2008	CDA	\$7.60
				DA OFFICE	\$76.09
				GENERAL FUND	\$182.58
				TF SAN MATEO CO NTF	\$494.48
2308		\$2,793.24	4/28/2008	CDA	\$27.93
				DA OFFICE	\$279.33
				GENERAL FUND	\$670.38
				TF SAN MATEO CO NTF	\$1,815.60
2309	NF371399	\$11,927.52	6/25/2008	CDA	\$119.28
				DA OFFICE	\$1,192.75
				GENERAL FUND	\$2,862.60
				TF SAN MATEO CO NTF	\$7,752.89
2310	NF371861	\$416.80	4/28/2008	CDA	\$4.16
				DA OFFICE	\$41.69
				GENERAL FUND	\$100.03
				SAN MATEO PD	\$270.92





State of California  
**ASSET FORFEITURE REPORT - 2008**

*Table 3*

Admin Number	Docket Number	Amount Forfeited	Date Disbursed	Recipient	Amount Disbursed
2311	NF371455	\$526.35	7/14/2008	CDA	\$5.27
				DA OFFICE	\$52.62
				GENERAL FUND	\$126.33
				SAN MATEO PD	\$342.13
2313	NF359047	\$1,010.10	7/14/2008	CDA	\$10.10
				DA OFFICE	\$101.00
				GENERAL FUND	\$242.43
				SOUTH SAN FRANCISCO PD	\$656.57
2315	NF369533B	\$922.53	7/14/2008	CDA	\$9.23
				DA OFFICE	\$92.24
				GENERAL FUND	\$221.41
				TF SAN MATEO CO NTF	\$599.65
2316	NF369244	\$2,875.65	7/14/2008	CDA	\$28.76
				DA OFFICE	\$287.56
				GENERAL FUND	\$690.15
				SAN BRUNO PD	\$1,869.18
2317		\$33,391.93	10/22/2008	CDA	\$333.92
				DA OFFICE	\$3,339.19
				DALY CITY PD	\$10,852.38
				GENERAL FUND	\$8,014.06
2318	NF368620	\$4,103.91	7/14/2008	DA OFFICE	\$410.38
				DALY CITY PD	\$2,667.55
				GENERAL FUND	\$984.94
				SAN BRUNO PD	\$1,966.43
2319	NF371533	\$3,025.28	7/24/2008	CDA	\$30.25
				DA OFFICE	\$302.53
				GENERAL FUND	\$726.07
				SAN BRUNO PD	\$1,966.43
2320	NF372403	\$4,197.56	10/22/2008	CDA	\$41.98
				DA OFFICE	\$419.76
				GENERAL FUND	\$1,007.41
				SAN BRUNO PD	\$2,728.41
2321	NF372507	\$615.14	8/11/2008	CDA	\$6.15
				DA OFFICE	\$61.51
				GENERAL FUND	\$147.63
				TF SAN MATEO CO NTF	\$399.85



State of California  
**ASSET FORFEITURE REPORT - 2008**

*Table 3*

Admin Number	Docket Number	Amount Forfeited	Date Disbursed	Recipient	Amount Disbursed
2322	NF372708	\$475.84	7/24/2008	CDA DA OFFICE GENERAL FUND SAN BRUNO PD	\$4.76 \$47.58 \$114.20 \$309.30
2324		\$10,760.83	8/11/2008	CDA DA OFFICE DALY CITY PD GENERAL FUND TF SAN MATEO CO NTF	\$107.61 \$1,076.08 \$1,399.48 \$2,582.60 \$5,595.06
2325		\$399.00	7/24/2008	CDA DA OFFICE GENERAL FUND REDWOOD CITY PD	\$3.99 \$39.90 \$95.76 \$259.35
2326		\$735.01	9/22/2008	CDA DA OFFICE EAST PALO ALTO PD GENERAL FUND	\$7.35 \$73.50 \$477.76 \$176.40
2328	NF373420	\$1,724.89	9/22/2008	CDA DA OFFICE GENERAL FUND SAN BRUNO PD	\$17.25 \$172.49 \$413.97 \$1,121.18
2329	SF356066	\$770.48	8/11/2008	CDA DA OFFICE GENERAL FUND REDWOOD CITY PD	\$7.70 \$77.05 \$184.92 \$500.81
2330	NF374363	\$538.09	8/11/2008	CDA DA OFFICE GENERAL FUND SOUTH SAN FRANCISCO PD	\$5.38 \$53.81 \$129.14 \$349.76
2331	NF374247	\$823.77	9/22/2008	CDA DA OFFICE GENERAL FUND SAN MATEO PD	\$8.24 \$82.38 \$197.70 \$535.45
2332	SC65938	\$1,576.75	9/22/2008	CDA DA OFFICE GENERAL FUND SAN MATEO PD	\$15.77 \$157.68 \$378.42 \$1,024.88



State of California  
**ASSET FORFEITURE REPORT - 2008**

*Table 3*

Admin Number	Docket Number	Amount Forfeited	Date Disbursed	Recipient	Amount Disbursed
2333	SC65899	\$6,382.80	9/22/2008	CDA A	\$63.83
				DA OFFICE	\$638.28
				GENERAL FUND	\$1,531.87
				SOUTH SAN FRANCISCO PD	\$4,148.82
2334	SC66046	\$1,559.80	9/22/2008	CDA A	\$15.60
				DA OFFICE	\$155.98
				GENERAL FUND	\$374.35
				SAN BRUNO PD	\$1,013.87
2335	SC66088	\$9,139.14	9/22/2008	CDA A	\$91.39
				DA OFFICE	\$913.91
				GENERAL FUND	\$2,193.39
				SAN MATEO PD	\$5,940.45
2336	SC66162	\$6,453.09	10/22/2008	CDA A	\$64.53
				DA OFFICE	\$645.31
				GENERAL FUND	\$1,548.74
				TF SAN MATEO CO NTF	\$4,194.51
2338	SC66179	\$547.36	10/22/2008	CDA A	\$5.47
				DA OFFICE	\$54.74
				GENERAL FUND	\$131.37
				TF SAN MATEO CO NTF	\$355.78
2339		\$2,833.10	10/22/2008	CDA A	\$28.33
				DA OFFICE	\$283.31
				GENERAL FUND	\$679.94
				SAN FRANCISCO PD	\$920.76
2340		\$2,823.67	10/22/2008	TF SAN MATEO CO NTF	\$920.76
				CDA A	\$28.24
				DA OFFICE	\$282.37
				GENERAL FUND	\$677.68
2342	SC66343	\$908.81	10/22/2008	REDWOOD CITY PD	\$1,835.38
				BROADMOOR PD	\$590.73
				CDA A	\$9.09
				DA OFFICE	\$90.88
2344	SC66497A	\$449.25	10/22/2008	GENERAL FUND	\$218.11
				CDA A	\$4.49
				DA OFFICE	\$44.93
				GENERAL FUND	\$107.82
				SAN MATEO PD	\$292.01



State of California  
**ASSET FORFEITURE REPORT - 2008**

*Table 3*

Admin Number	Docket Number	Amount Forfeited	Date Disbursed	Recipient	Amount Disbursed
2346		\$13,538.09	10/22/2008	CDA DA OFFICE GENERAL FUND SAN FRANCISCO PD TF SAN MATEO CO NTF	\$135.38 \$1,353.81 \$3,249.14 \$4,399.88 \$4,399.88
2348	SC66437	\$623.47	10/22/2008	CDA DA OFFICE GENERAL FUND SAN FRANCISCO PD TF SAN MATEO CO NTF	\$6.23 \$62.35 \$149.63 \$202.63 \$202.63
2349		\$1,035.65	10/22/2008	CDA DA OFFICE GENERAL FUND SAN MATEO PD	\$10.36 \$103.57 \$248.56 \$673.16
2350	SC66581	\$16,089.06	10/22/2008	CDA DA OFFICE GENERAL FUND TF SAN MATEO CO NTF	\$160.89 \$1,608.91 \$3,861.37 \$10,457.89
2351		\$363.38	12/8/2008	CDA DA OFFICE GENERAL FUND REDWOOD CITY PD	\$3.63 \$36.34 \$87.21 \$236.20
2352	SC66545A	\$9,569.63	12/8/2008	CDA DA OFFICE GENERAL FUND MENLO PARK PD	\$95.70 \$956.96 \$2,296.71 \$6,220.26
2354		\$457.94	12/8/2008	CDA DA OFFICE GENERAL FUND SAN MATEO PD	\$4.58 \$45.79 \$109.91 \$297.66
2355	SF358674	\$725.46	12/8/2008	CDA DA OFFICE GENERAL FUND REDWOOD CITY PD	\$7.25 \$72.55 \$174.11 \$471.55
2358	SF358825	\$2,547.39	12/8/2008	CDA DA OFFICE GENERAL FUND TF SAN MATEO CO NTF	\$25.47 \$254.74 \$611.37 \$1,655.81



State of California  
ASSET FORFEITURE REPORT - 2008

Table 3

Admin Number	Docket Number	Amount Forfeited	Date Disbursed	Recipient	Amount Disbursed
2359	NF378071	\$480.65	12/8/2008	CDA DA OFFICE GENERAL FUND TF SAN MATEO CO NTF	\$4.81 \$48.07 \$115.36 \$312.41
2360	NF378080	\$492.42	12/8/2008	CDA DA OFFICE DALY CITY PD GENERAL FUND	\$4.92 \$49.24 \$320.08 \$118.18
<b>SAN MATEO</b>					<b>\$393,518.80</b>



State of California  
**ASSET FORFEITURE REPORT - 2008**

*Table 3*

Admin Number	Docket Number	Amount Forfeited	Date Disbursed	Recipient	Amount Disbursed
<b>SANTA BARBARA</b>					
02-11374		\$732.93	6/30/2008	CDA DA OFFICE GENERAL FUND SANTA BARBARA PD	\$7.33 \$73.30 \$175.90 \$476.40
06-24539B		\$3,398.00	6/30/2008	CDA DA OFFICE GENERAL FUND SANTA BARBARA PD	\$33.98 \$339.80 \$815.52 \$2,208.70
0612-0694		\$7,940.40	6/30/2008	CDA DA OFFICE GENERAL FUND LOMPOC PD	\$79.40 \$794.04 \$1,905.70 \$5,161.26
06R07066		\$4,751.60	3/31/2008	CDA DA OFFICE GENERAL FUND SANTA MARIA PD	\$47.52 \$475.16 \$1,140.38 \$3,088.54
07-12061A		\$3,028.17	3/31/2008	CDA DA OFFICE GENERAL FUND SANTA BARBARA CO SO	\$30.28 \$302.82 \$726.76 \$1,968.31
07-14244		\$137,596.46	9/30/2008	CDA DA OFFICE GENERAL FUND SANTA BARBARA CO SO	\$1,375.96 \$13,759.65 \$33,023.15 \$89,437.70
07-17523		\$68,092.78	3/31/2008	CDA DA OFFICE GENERAL FUND SANTA BARBARA CO SO	\$680.93 \$6,809.27 \$16,342.27 \$44,260.31
07-18077		\$450.68	3/31/2008	CDA DA OFFICE GENERAL FUND SANTA BARBARA PD	\$4.51 \$45.07 \$108.16 \$292.94
07-20907		\$3,890.22	3/31/2008	CDA DA OFFICE GENERAL FUND SANTA BARBARA PD	\$38.90 \$389.03 \$933.65 \$2,528.64



State of California  
**ASSET FORFEITURE REPORT - 2008**

*Table 3*

Admin Number	Docket Number	Amount Forfeited	Date Disbursed	Recipient	Amount Disbursed
07-21650		\$554.52	12/31/2008	CDA A	\$5.55
				DA OFFICE	\$55.45
				GENERAL FUND	\$133.08
				SANTA BARBARA CO SO	\$360.44
07-22005		\$504.22	6/30/2008	CDA A	\$5.04
				DA OFFICE	\$50.43
				GENERAL FUND	\$121.01
				SANTA BARBARA PD	\$327.74
07-22416		\$4,465.77	3/31/2008	CDA A	\$44.66
				DA OFFICE	\$446.58
				GENERAL FUND	\$1,071.78
				SANTA BARBARA PD	\$2,902.75
07-22641		\$1,897.55	3/31/2008	CDA A	\$18.98
				DA OFFICE	\$189.75
				GENERAL FUND	\$455.41
				SANTA BARBARA PD	\$1,233.41
07-24650		\$2,835.60	9/30/2008	CDA A	\$28.36
				DA OFFICE	\$283.56
				GENERAL FUND	\$680.54
				SANTA BARBARA PD	\$1,843.14
07-41044		\$1,426.41	9/30/2008	CDA A	\$14.26
				DA OFFICE	\$142.64
				GENERAL FUND	\$342.34
				SANTA BARBARA PD	\$927.17
07-45589		\$4,420.40	9/30/2008	CDA A	\$44.20
				DA OFFICE	\$442.04
				GENERAL FUND	\$1,060.90
				SANTA BARBARA PD	\$2,873.26
0705-1741		\$2,490.62	9/30/2008	CDA A	\$24.91
				DA OFFICE	\$249.06
				GENERAL FUND	\$597.75
				LOMPOC PD	\$1,618.90
0706-0910		\$2,940.98	9/30/2008	CDA A	\$29.41
				DA OFFICE	\$294.09
				GENERAL FUND	\$705.84
				LOMPOC PD	\$1,911.64
0712-1757		\$6,760.64	6/30/2008	CDA A	\$67.61



State of California  
**ASSET FORFEITURE REPORT - 2008**

*Table 3*

Admin Number	Docket Number	Amount Forfeited	Date Disbursed	Recipient	Amount Disbursed
				DA OFFICE	\$676.06
				GENERAL FUND	\$1,622.55
				LOMPOC PD	\$4,394.42
0712-2913		\$2,858.71	9/30/2008		
				CDA A	\$28.59
				DA OFFICE	\$285.87
				GENERAL FUND	\$686.09
				LOMPOC PD	\$1,858.16
07R01778		\$359.96	3/31/2008		
				CDA A	\$3.60
				DA OFFICE	\$36.00
				GENERAL FUND	\$86.39
				SANTA MARIA PD	\$233.97
07R05709		\$151.02	3/31/2008		
				CDA A	\$1.51
				DA OFFICE	\$15.11
				GENERAL FUND	\$36.24
				SANTA MARIA PD	\$98.16
07R10532		\$1,308.19	6/30/2008		
				CDA A	\$13.08
				DA OFFICE	\$130.82
				GENERAL FUND	\$313.97
				SANTA MARIA PD	\$850.32
07R11461		\$15,367.28	3/31/2008		
				CDA A	\$153.67
				DA OFFICE	\$1,536.73
				GENERAL FUND	\$3,688.15
				SANTA MARIA PD	\$9,988.73
07R12469		\$708.63	9/30/2008		
				CDA A	\$7.09
				DA OFFICE	\$70.86
				GENERAL FUND	\$170.07
				SANTA MARIA PD	\$460.61
07R12480		\$6,633.23	6/30/2008		
				CDA A	\$66.33
				DA OFFICE	\$663.32
				GENERAL FUND	\$1,591.98
				SANTA MARIA PD	\$4,311.60
07R13566		\$446.28	9/30/2008		
				CDA A	\$4.46
				DA OFFICE	\$44.63
				GENERAL FUND	\$107.11
				SANTA MARIA PD	\$290.08
07R13665		\$3,490.96	3/31/2008		
				CDA A	\$34.91
				DA OFFICE	\$349.10
				GENERAL FUND	\$837.83





State of California  
**ASSET FORFEITURE REPORT - 2008**

*Table 3*

Admin Number	Docket Number	Amount Forfeited	Date Disbursed	Recipient	Amount Disbursed
07R14073		\$499.30	6/30/2008	SANTA MARIA PD	\$2,269.12
				CDA A	\$4.99
				DA OFFICE	\$49.93
				GENERAL FUND	\$119.83
				SANTA MARIA PD	\$324.55
07R14630		\$348.18	6/30/2008		
				CDA A	\$3.48
				DA OFFICE	\$34.82
				GENERAL FUND	\$83.56
				SANTA MARIA PD	\$226.32
07R14845		\$371.81	9/30/2008		
				CDA A	\$3.72
				DA OFFICE	\$37.18
				GENERAL FUND	\$89.23
				SANTA MARIA PD	\$241.68
08-10646		\$693.58	9/30/2008		
				CDA A	\$6.94
				DA OFFICE	\$69.35
				GENERAL FUND	\$166.46
				SANTA BARBARA PD	\$450.83
08-11966		\$655.98	12/31/2008		
				CDA A	\$6.56
				DA OFFICE	\$65.59
				GENERAL FUND	\$157.44
				SANTA BARBARA CO SO	\$426.39
08-1276		\$747.09	6/30/2008		
				CDA A	\$7.47
				DA OFFICE	\$74.71
				GENERAL FUND	\$179.30
				SANTA BARBARA CO SO	\$485.61
08-1278		\$906.56	6/30/2008		
				CDA A	\$9.07
				DA OFFICE	\$90.66
				GENERAL FUND	\$217.57
				SANTA BARBARA CO SO	\$589.26
08-12898		\$1,263.09	12/31/2008		
				CDA A	\$12.63
				DA OFFICE	\$126.31
				GENERAL FUND	\$303.14
				SANTA BARBARA CO SO	\$821.01
08-12964		\$969.50	12/31/2008		
				CDA A	\$9.70
				DA OFFICE	\$96.94
				GENERAL FUND	\$232.68
				SANTA BARBARA CO SO	\$630.18



State of California  
**ASSET FORFEITURE REPORT - 2008**

*Table 3*

Admin Number	Docket Number	Amount Forfeited	Date Disbursed	Recipient	Amount Disbursed
08-14247		\$6,769.22	12/31/2008	CDA DA OFFICE GENERAL FUND SANTA BARBARA CO SO	\$67.69 \$676.93 \$1,624.61 \$4,399.99
08-15220		\$3,119.85	12/31/2008	CDA DA OFFICE GENERAL FUND SANTA BARBARA CO SO	\$31.20 \$311.99 \$748.76 \$2,027.90
08-15731		\$4,557.58	9/30/2008	CDA DA OFFICE GENERAL FUND SANTA BARBARA PD	\$45.58 \$455.75 \$1,093.82 \$2,962.43
08-17389		\$4,125.65	9/30/2008	CDA DA OFFICE GENERAL FUND SANTA BARBARA PD	\$41.26 \$412.56 \$990.16 \$2,681.67
08-2872		\$3,979.23	12/31/2008	CDA DA OFFICE GENERAL FUND SANTA BARBARA CO SO	\$39.79 \$397.92 \$955.02 \$2,586.50
08-3297		\$352.61	6/30/2008	CDA DA OFFICE GENERAL FUND SANTA BARBARA CO SO	\$3.53 \$35.25 \$84.63 \$229.20
08-4141		\$48,822.68	12/31/2008	CDA DA OFFICE GENERAL FUND SANTA BARBARA CO SO	\$488.23 \$4,882.27 \$11,717.44 \$31,734.74
08-4511		\$3,591.27	12/31/2008	CDA DA OFFICE GENERAL FUND SANTA BARBARA CO SO	\$35.91 \$359.13 \$861.90 \$2,334.33
08-4534		\$2,249.47	9/30/2008	CDA DA OFFICE GENERAL FUND SANTA BARBARA CO SO	\$22.49 \$224.95 \$539.87 \$1,462.16
08-5326		\$2,417.60	9/30/2008	CDA	\$24.18



State of California  
**ASSET FORFEITURE REPORT - 2008**

*Table 3*

Admin Number	Docket Number	Amount Forfeited	Date Disbursed	Recipient	Amount Disbursed
				DA OFFICE	\$241.76
				GENERAL FUND	\$580.22
				SANTA BARBARA PD	\$1,571.44
08-567		\$2,737.29	9/30/2008		
				CDA A	\$27.37
				DA OFFICE	\$273.73
				GENERAL FUND	\$656.95
				SANTA BARBARA CO SO	\$1,779.24
08-9446		\$811.53	12/31/2008		
				CDA A	\$8.12
				DA OFFICE	\$81.15
				GENERAL FUND	\$194.77
				SANTA BARBARA CO SO	\$527.49
08-9994		\$689.00	12/31/2008		
				CDA A	\$6.89
				DA OFFICE	\$68.90
				GENERAL FUND	\$165.36
				SANTA BARBARA CO SO	\$447.85
0801-3066		\$262.44	6/30/2008		
				CDA A	\$2.62
				DA OFFICE	\$26.24
				GENERAL FUND	\$62.99
				LOMPOC PD	\$170.59
08R03184		\$989.96	9/30/2008		
				CDA A	\$9.90
				DA OFFICE	\$99.00
				GENERAL FUND	\$237.59
				SANTA MARIA PD	\$643.47
08R03249		\$47,323.24	9/30/2008		
				CDA A	\$473.23
				DA OFFICE	\$4,732.32
				GENERAL FUND	\$11,357.58
				SANTA MARIA PD	\$30,760.11
08R06238		\$12,534.04	9/30/2008		
				CDA A	\$125.34
				DA OFFICE	\$1,253.40
				GENERAL FUND	\$3,008.17
				SANTA MARIA PD	\$8,147.13
08R08159		\$984.58	12/31/2008		
				CDA A	\$9.85
				DA OFFICE	\$98.45
				GENERAL FUND	\$236.30
				SANTA MARIA PD	\$639.98
SB02-0006		\$13,599.93	6/30/2008		
				CDA A	\$136.00
				DA OFFICE	\$1,360.00
				GENERAL FUND	\$3,263.98



State of California  
**ASSET FORFEITURE REPORT - 2008**

*Table 3*

Admin Number	Docket Number	Amount Forfeited	Date Disbursed	Recipient	Amount Disbursed
SB02-0006A		\$4,072.93	9/30/2008	TF SANTA BARBARA-	\$8,839.95
				CDA A	\$40.73
				DA OFFICE	\$407.30
				GENERAL FUND	\$977.50
SB05-0013		\$7,865.40	12/31/2008	TF SANTA BARBARA-	\$2,647.40
				CDA A	\$78.65
				DA OFFICE	\$786.54
				GENERAL FUND	\$1,887.70
SB07-0013		\$4,929.99	12/31/2008	TF SANTA BARBARA-	\$5,112.51
				CDA A	\$49.30
				DA OFFICE	\$493.00
				GENERAL FUND	\$1,183.20
SB07-0020		\$1,241.57	6/30/2008	TF SANTA BARBARA-	\$3,204.49
				CDA A	\$12.42
				DA OFFICE	\$124.15
				GENERAL FUND	\$297.98
SB07-0026A		\$1,479.22	12/31/2008	TF SANTA BARBARA-	\$807.02
				CDA A	\$14.79
				DA OFFICE	\$147.93
				GENERAL FUND	\$355.01
SB07-0026B		\$440.71	12/31/2008	TF SANTA BARBARA-	\$961.49
				CDA A	\$4.41
				DA OFFICE	\$44.07
				GENERAL FUND	\$105.77
SB07-0026C		\$304.65	12/31/2008	TF SANTA BARBARA-	\$286.46
				CDA A	\$3.05
				DA OFFICE	\$30.46
				GENERAL FUND	\$73.12
SB07-0026D		\$1,294.13	12/31/2008	TF SANTA BARBARA-	\$198.02
				CDA A	\$12.94
				DA OFFICE	\$129.42
				GENERAL FUND	\$310.59
SB08-0015		\$23,430.35	9/30/2008	TF SANTA BARBARA-	\$841.18
				CDA A	\$234.30
				DA OFFICE	\$2,343.04
				GENERAL FUND	\$5,623.28
				TF SANTA BARBARA-	\$15,229.73



State of California  
ASSET FORFEITURE REPORT - 2008

Table 3

Admin Number	Docket Number	Amount Forfeited	Date Disbursed	Recipient	Amount Disbursed
SB08-0026		\$3,405.09	12/31/2008	CDA	\$34.05
				DA OFFICE	\$340.51
				GENERAL FUND	\$817.22
				TF SANTA BARBARA-	\$2,213.31
<b>SANTA BARBARA</b>					<b>\$504,338.51</b>



State of California  
**ASSET FORFEITURE REPORT - 2008**

*Table 3*

Admin Number	Docket Number	Amount Forfeited	Date Disbursed	Recipient	Amount Disbursed
<b>SANTA CLARA</b>					
070100770		\$2,622.73	7/1/2008	CDA A	\$26.23
				DA OFFICE	\$262.27
				GENERAL FUND	\$629.46
				SAN JOSE PD	\$1,449.06
				SC CO SPEC FUND	\$255.71
070512121		\$919.34	6/19/2008	CDA A	\$9.19
				DA OFFICE	\$91.95
				GENERAL FUND	\$220.64
				SAN JOSE PD	\$507.93
				SC CO SPEC FUND	\$89.63
070513112		\$5,640.00	6/12/2008	CDA A	\$56.40
				DA OFFICE	\$564.00
				GENERAL FUND	\$1,353.60
				SAN JOSE PD	\$3,116.10
				SC CO SPEC FUND	\$549.90
070513116		\$1,536.34	12/17/2008	CDA A	\$15.36
				DA OFFICE	\$153.65
				GENERAL FUND	\$368.72
				SC CO SPEC FUND	\$149.79
				TF SCCSET	\$848.82
070514116		\$2,447.72	6/12/2008	CDA A	\$24.48
				DA OFFICE	\$244.78
				GENERAL FUND	\$587.45
				SANTA CLARA PD	\$1,352.36
				SC CO SPEC FUND	\$238.65
070615991		\$6,992.49	5/27/2008	CDA A	\$69.92
				DA OFFICE	\$699.26
				GENERAL FUND	\$1,678.20
				SC CO SPEC FUND	\$681.76
				TF SCCSET	\$3,863.35
070617805		\$1,130.80	6/12/2008	CDA A	\$11.31
				DA OFFICE	\$113.09
				GENERAL FUND	\$271.39
				SAN JOSE PD	\$624.76
				SC CO SPEC FUND	\$110.25
070718329		\$2,051.94	8/22/2008	CDA A	\$20.52
				DA OFFICE	\$205.19
				GENERAL FUND	\$492.47



State of California  
**ASSET FORFEITURE REPORT - 2008**

*Table 3*

Admin Number	Docket Number	Amount Forfeited	Date Disbursed	Recipient	Amount Disbursed
				SAN JOSE PD	\$1,133.69
				SC CO SPEC FUND	\$200.07
070719365		\$1,392.14	1/30/2008		
				CDAA	\$13.92
				DA OFFICE	\$139.21
				GENERAL FUND	\$334.11
				SAN JOSE PD	\$769.16
				SC CO SPEC FUND	\$135.74
070719559		\$3,079.17	4/14/2008		
				CDAA	\$30.79
				DA OFFICE	\$307.92
				GENERAL FUND	\$739.00
				SAN JOSE PD	\$1,701.24
				SC CO SPEC FUND	\$300.22
070719560		\$2,534.76	6/2/2008		
				CDAA	\$25.35
				DA OFFICE	\$253.48
				GENERAL FUND	\$608.34
				SC CO SPEC FUND	\$247.14
				SUNNYVALE PD	\$1,400.45
070821395		\$2,526.96	1/30/2008		
				CDAA	\$25.27
				DA OFFICE	\$252.69
				GENERAL FUND	\$606.47
				SAN JOSE PD	\$1,396.15
				SC CO SPEC FUND	\$246.38
070822932		\$2,333.05	9/25/2008		
				CDAA	\$23.33
				DA OFFICE	\$233.30
				GENERAL FUND	\$559.93
				SAN JOSE PD	\$1,289.02
				SC CO SPEC FUND	\$227.47
070822940		\$1,161.46	8/29/2008		
				CDAA	\$11.61
				DA OFFICE	\$116.16
				GENERAL FUND	\$278.75
				SAN JOSE PD	\$641.70
				SC CO SPEC FUND	\$113.24
070823222		\$936.77	1/30/2008		
				CDAA	\$9.37
				DA OFFICE	\$93.68
				GENERAL FUND	\$224.82
				SAN JOSE PD	\$517.56
				SC CO SPEC FUND	\$91.34
070924109		\$873.31	1/30/2008		
				CDAA	\$8.73
				DA OFFICE	\$87.34



State of California  
**ASSET FORFEITURE REPORT - 2008**

*Table 3*

Admin Number	Docket Number	Amount Forfeited	Date Disbursed	Recipient	Amount Disbursed
				GENERAL FUND	\$209.59
				SAN JOSE PD	\$482.51
				SC CO SPEC FUND	\$85.14
070924129		\$2,548.01	1/30/2008		
				CDA A	\$25.48
				DA OFFICE	\$254.80
				GENERAL FUND	\$611.52
				SAN JOSE PD	\$1,407.78
				SC CO SPEC FUND	\$248.43
070924201		\$893.31	1/30/2008		
				CDA A	\$8.93
				DA OFFICE	\$89.34
				GENERAL FUND	\$214.39
				SAN JOSE PD	\$493.55
				SC CO SPEC FUND	\$87.10
070925324		\$864.50	2/13/2008		
				CDA A	\$8.65
				DA OFFICE	\$86.45
				GENERAL FUND	\$207.48
				SC CO SPEC FUND	\$84.28
				TF SCCSET	\$477.64
070925462		\$887.53	2/7/2008		
				CDA A	\$8.88
				DA OFFICE	\$88.75
				GENERAL FUND	\$213.01
				SAN JOSE PD	\$490.36
				SC CO SPEC FUND	\$86.53
070925611		\$2,275.62	2/7/2008		
				CDA A	\$22.76
				DA OFFICE	\$227.57
				GENERAL FUND	\$546.15
				SAN JOSE PD	\$1,257.27
				SC CO SPEC FUND	\$221.87
070925705		\$828.18	2/7/2008		
				CDA A	\$8.28
				DA OFFICE	\$82.82
				GENERAL FUND	\$198.76
				SAN JOSE PD	\$457.57
				SC CO SPEC FUND	\$80.75
070925722		\$1,542.54	3/27/2008		
				CDA A	\$15.43
				DA OFFICE	\$154.25
				GENERAL FUND	\$370.21
				SAN JOSE PD	\$852.25
				SC CO SPEC FUND	\$150.40
071027048		\$2,067.10	2/28/2008		
				CDA A	\$20.67





State of California  
**ASSET FORFEITURE REPORT - 2008**

*Table 3*

Admin Number	Docket Number	Amount Forfeited	Date Disbursed	Recipient	Amount Disbursed
				DA OFFICE	\$206.70
				GENERAL FUND	\$496.10
				SAN JOSE PD	\$1,142.08
				SC CO SPEC FUND	\$201.55
071027059		\$1,393.87	2/28/2008		
				CDA A	\$13.94
				DA OFFICE	\$139.39
				GENERAL FUND	\$334.53
				SAN JOSE PD	\$770.11
				SC CO SPEC FUND	\$135.90
071027259		\$5,710.08	2/7/2008		
				CDA A	\$57.10
				DA OFFICE	\$571.01
				GENERAL FUND	\$1,370.42
				SC CO SPEC FUND	\$556.73
				SUNNYVALE PD	\$3,154.82
071027424		\$1,457.92	2/28/2008		
				CDA A	\$14.58
				DA OFFICE	\$145.79
				GENERAL FUND	\$349.90
				SAN JOSE PD	\$805.50
				SC CO SPEC FUND	\$142.15
071028262		\$16,799.93	3/27/2008		
				CDA A	\$168.00
				DA OFFICE	\$1,680.00
				GENERAL FUND	\$4,031.98
				SAN JOSE PD	\$9,281.96
				SC CO SPEC FUND	\$1,637.99
071029276		\$1,578.31	6/6/2008		
				CDA A	\$15.78
				DA OFFICE	\$157.84
				GENERAL FUND	\$378.79
				SAN JOSE PD	\$872.01
				SC CO SPEC FUND	\$153.89
071029301		\$1,338.45	4/7/2008		
				CDA A	\$13.38
				DA OFFICE	\$133.85
				GENERAL FUND	\$321.23
				SC CO SPEC FUND	\$130.50
				TF SCCSET	\$739.49
071130680		\$24,265.32	3/27/2008		
				CDA A	\$242.65
				DA OFFICE	\$2,426.54
				GENERAL FUND	\$5,823.68
				SAN JOSE PD	\$13,406.59
				SC CO SPEC FUND	\$2,365.86



State of California  
**ASSET FORFEITURE REPORT - 2008**

*Table 3*

Admin Number	Docket Number	Amount Forfeited	Date Disbursed	Recipient	Amount Disbursed
071132207		\$3,449.04	4/7/2008	CDA	\$34.49
				DA OFFICE	\$344.91
				GENERAL FUND	\$827.77
				SAN JOSE PD	\$1,905.59
				SC CO SPEC FUND	\$336.28
071132209		\$16,996.10	4/21/2008	CDA	\$169.96
				DA OFFICE	\$1,699.62
				GENERAL FUND	\$4,079.06
				SC CO SPEC FUND	\$1,657.12
				TF SCCSET	\$9,390.34
071132210		\$2,964.80	4/14/2008	CDA	\$29.65
				DA OFFICE	\$296.49
				GENERAL FUND	\$711.55
				SAN JOSE PD	\$1,638.05
				SC CO SPEC FUND	\$289.06
071233554		\$3,442.11	10/2/2008	CDA	\$34.42
				DA OFFICE	\$344.21
				GENERAL FUND	\$826.11
				SAN JOSE PD	\$1,901.77
				SC CO SPEC FUND	\$335.60
071234040		\$2,721.93	4/14/2008	CDA	\$27.22
				DA OFFICE	\$272.20
				GENERAL FUND	\$653.26
				SAN JOSE PD	\$1,503.87
				SC CO SPEC FUND	\$265.38
071234157		\$2,120.84	4/14/2008	CDA	\$21.21
				DA OFFICE	\$212.09
				GENERAL FUND	\$509.00
				SAN JOSE PD	\$1,171.76
				SC CO SPEC FUND	\$206.78
071234230		\$4,202.92	4/17/2008	CDA	\$42.03
				DA OFFICE	\$420.29
				GENERAL FUND	\$1,008.70
				SAN JOSE PD	\$2,322.12
				SC CO SPEC FUND	\$409.78
071234621		\$2,301.78	4/17/2008	CDA	\$23.02
				DA OFFICE	\$230.18
				GENERAL FUND	\$552.43
				SAN JOSE PD	\$1,271.73



State of California  
**ASSET FORFEITURE REPORT - 2008**

*Table 3*

Admin Number	Docket Number	Amount Forfeited	Date Disbursed	Recipient	Amount Disbursed
071234915		\$1,433.90	5/7/2008	SC CO SPEC FUND	\$224.42
				CDA A	\$14.34
				DA OFFICE	\$143.39
				GENERAL FUND	\$344.14
				SAN JOSE PD	\$792.22
071235074A		\$1,814.19	4/7/2008	SC CO SPEC FUND	\$139.81
				CDA A	\$18.14
				DA OFFICE	\$181.42
				GENERAL FUND	\$435.41
				SAN JOSE PD	\$1,002.34
080100768		\$891.04	5/12/2008	SC CO SPEC FUND	\$176.88
				CDA A	\$8.91
				DA OFFICE	\$89.10
				GENERAL FUND	\$213.85
				SAN JOSE PD	\$492.30
080100810		\$1,348.63	6/5/2008	SC CO SPEC FUND	\$86.88
				CDA A	\$13.49
				DA OFFICE	\$134.86
				GENERAL FUND	\$323.67
				SAN JOSE PD	\$745.12
080101306		\$1,263.23	5/12/2008	SC CO SPEC FUND	\$131.49
				CDA A	\$12.63
				DA OFFICE	\$126.32
				GENERAL FUND	\$303.18
				SAN JOSE PD	\$697.94
080101723		\$14,398.59	5/7/2008	SC CO SPEC FUND	\$123.16
				CDA A	\$143.99
				DA OFFICE	\$1,439.86
				GENERAL FUND	\$3,455.66
				SAN JOSE PD	\$7,955.22
080204653		\$1,772.50	10/2/2008	SC CO SPEC FUND	\$1,403.86
				CDA A	\$17.73
				DA OFFICE	\$177.25
				GENERAL FUND	\$425.40
				SAN JOSE PD	\$979.30
080205252		\$1,858.61	6/12/2008	SC CO SPEC FUND	\$172.82
				CDA A	\$18.59
				DA OFFICE	\$185.85
				GENERAL FUND	\$446.07



State of California  
**ASSET FORFEITURE REPORT - 2008**

*Table 3*

Admin Number	Docket Number	Amount Forfeited	Date Disbursed	Recipient	Amount Disbursed
080205264		\$1,342.56	6/12/2008	SAN JOSE PD	\$1,026.89
				SC CO SPEC FUND	\$181.21
				CDAA	\$13.43
				DA OFFICE	\$134.25
				GENERAL FUND	\$322.21
080306595		\$7,224.41	8/25/2008	SAN JOSE PD	\$741.77
				SC CO SPEC FUND	\$130.90
				CDAA	\$72.24
				DA OFFICE	\$722.44
				GENERAL FUND	\$1,733.86
080308393		\$6,719.62	8/27/2008	SAN JOSE PD	\$3,991.49
				SC CO SPEC FUND	\$704.38
				CDAA	\$67.20
				DA OFFICE	\$671.95
				GENERAL FUND	\$1,612.71
080308453		\$1,097.43	8/29/2008	SAN JOSE PD	\$3,712.59
				SC CO SPEC FUND	\$655.17
				CDAA	\$10.97
				DA OFFICE	\$109.75
				GENERAL FUND	\$263.38
080308456		\$1,840.17	9/2/2008	SAN JOSE PD	\$606.33
				SC CO SPEC FUND	\$107.00
				CDAA	\$18.40
				DA OFFICE	\$184.01
				GENERAL FUND	\$441.64
080308460		\$3,837.59	8/25/2008	SAN JOSE PD	\$1,016.70
				SC CO SPEC FUND	\$179.42
				CDAA	\$38.38
				DA OFFICE	\$383.75
				GENERAL FUND	\$921.02
080308463		\$1,069.72	8/22/2008	SAN JOSE PD	\$2,120.27
				SC CO SPEC FUND	\$374.17
				CDAA	\$10.70
				DA OFFICE	\$106.97
				GENERAL FUND	\$256.73
080409750		\$1,428.50	8/27/2008	SANTA CLARA CO SO	\$591.03
				SC CO SPEC FUND	\$104.29
				CDAA	\$14.29
				DA OFFICE	\$142.84



State of California  
**ASSET FORFEITURE REPORT - 2008**

*Table 3*

Admin Number	Docket Number	Amount Forfeited	Date Disbursed	Recipient	Amount Disbursed
				GENERAL FUND	\$342.84
				SC CO SPEC FUND	\$139.28
				TF SCCSET	\$789.25
080409754		\$2,179.82	10/22/2008		
				CDA A	\$21.80
				DA OFFICE	\$217.98
				GENERAL FUND	\$523.16
				SAN JOSE PD	\$1,204.35
				SC CO SPEC FUND	\$212.53
080513165		\$4,356.08	10/22/2008		
				CDA A	\$43.56
				DA OFFICE	\$435.61
				GENERAL FUND	\$1,045.46
				SAN JOSE PD	\$2,406.73
				SC CO SPEC FUND	\$424.72
080513557		\$1,532.14	10/6/2008		
				CDA A	\$15.32
				DA OFFICE	\$153.22
				GENERAL FUND	\$367.71
				SAN JOSE PD	\$846.50
				SC CO SPEC FUND	\$149.39
080514806		\$6,096.72	12/2/2008		
				CDA A	\$60.97
				DA OFFICE	\$609.68
				GENERAL FUND	\$1,463.21
				SC CO SPEC FUND	\$594.43
				TF SCCSET	\$3,368.43
080514808		\$1,976.94	10/9/2008		
				CDA A	\$19.77
				DA OFFICE	\$197.69
				GENERAL FUND	\$474.47
				SAN JOSE PD	\$1,092.26
				SC CO SPEC FUND	\$192.75
080514819		\$806.42	10/9/2008		
				CDA A	\$8.06
				DA OFFICE	\$80.65
				GENERAL FUND	\$193.54
				SAN JOSE PD	\$445.55
				SC CO SPEC FUND	\$78.62
080718219		\$1,958.26	10/6/2008		
				CDA A	\$19.58
				DA OFFICE	\$195.83
				GENERAL FUND	\$469.98
				SAN JOSE PD	\$1,081.94
				SC CO SPEC FUND	\$190.93
080718220		\$1,753.16	11/20/2008		
				CDA A	\$17.53



State of California  
**ASSET FORFEITURE REPORT - 2008**

*Table 3*

Admin Number	Docket Number	Amount Forfeited	Date Disbursed	Recipient	Amount Disbursed
				DA OFFICE	\$175.31
				GENERAL FUND	\$420.76
				SAN JOSE PD	\$968.62
				SC CO SPEC FUND	\$170.94
080718222		\$899.47	10/6/2008		
				CDA A	\$8.99
				DA OFFICE	\$89.95
				GENERAL FUND	\$215.87
				SAN JOSE PD	\$496.96
				SC CO SPEC FUND	\$87.70
080719125		\$2,579.81	11/20/2008		
				CDA A	\$25.80
				DA OFFICE	\$257.98
				GENERAL FUND	\$619.15
				SAN JOSE PD	\$1,425.34
				SC CO SPEC FUND	\$251.54
080719131		\$1,919.00	12/2/2008		
				CDA A	\$19.19
				DA OFFICE	\$191.90
				GENERAL FUND	\$460.56
				SC CO SPEC FUND	\$187.10
				TF SCCSET	\$1,060.25
080720277		\$999.10	11/20/2008		
				CDA A	\$9.99
				DA OFFICE	\$99.91
				GENERAL FUND	\$239.78
				SAN JOSE PD	\$552.00
				SC CO SPEC FUND	\$97.42
080720466		\$20,629.93	11/20/2008		
				CDA A	\$206.30
				DA OFFICE	\$2,063.00
				GENERAL FUND	\$4,951.18
				SAN JOSE PD	\$11,398.04
				SC CO SPEC FUND	\$2,011.41
080720503		\$1,691.29	11/25/2008		
				CDA A	\$16.91
				DA OFFICE	\$169.13
				GENERAL FUND	\$405.91
				SANTA CLARA CO SO	\$934.44
				SC CO SPEC FUND	\$164.90
080720507		\$1,232.98	11/20/2008		
				CDA A	\$12.33
				DA OFFICE	\$123.29
				GENERAL FUND	\$295.92
				SAN JOSE PD	\$681.22
				SC CO SPEC FUND	\$120.22



State of California  
**ASSET FORFEITURE REPORT - 2008**

*Table 3*

Admin Number	Docket Number	Amount Forfeited	Date Disbursed	Recipient	Amount Disbursed
080822127		\$5,380.51	12/5/2008	CAMPBELL PD	\$2,972.73
				CDA A	\$53.81
				DA OFFICE	\$538.05
				GENERAL FUND	\$1,291.32
				SC CO SPEC FUND	\$524.60
080822128		\$6,284.74	12/9/2008	CDA A	\$62.85
				DA OFFICE	\$628.47
				GENERAL FUND	\$1,508.34
				SAN JOSE PD	\$3,472.31
				SC CO SPEC FUND	\$612.77
080822967		\$17,129.92	12/9/2008	CDA A	\$171.30
				DA OFFICE	\$1,712.99
				GENERAL FUND	\$4,111.18
				SAN JOSE PD	\$9,464.28
				SC CO SPEC FUND	\$1,670.17
080822970		\$2,304.13	12/9/2008	CDA A	\$23.04
				DA OFFICE	\$230.42
				GENERAL FUND	\$552.99
				SAN JOSE PD	\$1,273.03
				SC CO SPEC FUND	\$224.65
080822973		\$1,329.04	12/9/2008	CDA A	\$13.29
				DA OFFICE	\$132.90
				GENERAL FUND	\$318.97
				SAN JOSE PD	\$734.29
				SC CO SPEC FUND	\$129.59
080823310		\$1,671.11	12/9/2008	CDA A	\$16.71
				DA OFFICE	\$167.11
				GENERAL FUND	\$401.07
				SAN JOSE PD	\$923.28
				SC CO SPEC FUND	\$162.94
080823311		\$1,027.33	12/17/2008	CDA A	\$10.27
				DA OFFICE	\$102.74
				GENERAL FUND	\$246.56
				SC CO SPEC FUND	\$100.17
				TF SCCSET	\$567.59
080823321		\$1,406.93	12/10/2008	CDA A	\$14.07
				DA OFFICE	\$140.70
				GENERAL FUND	\$337.66
				SAN JOSE PD	\$777.33



State of California  
**ASSET FORFEITURE REPORT - 2008**

*Table 3*

Admin Number	Docket Number	Amount Forfeited	Date Disbursed	Recipient	Amount Disbursed
080823330		\$1,479.18	12/9/2008	SC CO SPEC FUND	\$137.17
				CDA A	\$14.79
				DA OFFICE	\$147.92
				GENERAL FUND	\$355.00
				SAN JOSE PD	\$817.25
080823952		\$16,638.80	12/17/2008	SC CO SPEC FUND	\$144.22
				CDA A	\$166.39
				DA OFFICE	\$1,663.88
				GENERAL FUND	\$3,993.31
				SC CO SPEC FUND	\$1,622.29
AF 03-0007		\$4,166.89	8/29/2008	TF SCCSET	\$9,192.93
				CDA A	\$41.67
				DA OFFICE	\$416.69
				GENERAL FUND	\$1,000.05
				SC CO SPEC FUND	\$406.27
AF 04-0043		\$19,721.30	6/5/2008	SUNNYVALE PD	\$2,302.21
				CDA A	\$197.21
				DA OFFICE	\$1,972.14
				GENERAL FUND	\$4,733.11
				SC CO SPEC FUND	\$1,922.82
AF 05-0126		\$25,497.32	2/28/2008	TF SCCSET	\$10,896.02
				CDA A	\$254.97
				DA OFFICE	\$2,549.72
				GENERAL FUND	\$6,119.36
				SC CO SPEC FUND	\$2,486.00

**SANTA CLARA**

**\$344,818.18**





State of California  
**ASSET FORFEITURE REPORT - 2008**

*Table 3*

Admin Number	Docket Number	Amount Forfeited	Date Disbursed	Recipient	Amount Disbursed
<b>SANTA CRUZ</b>					
06-024		\$1,237.09	1/15/2008	15% - 11489	\$120.62
				CDAA	\$12.37
				GENERAL FUND	\$296.90
				SANTA CRUZ CO DA	\$123.71
				WATSONVILLE PD	\$683.49
07-014		\$550.98	1/8/2008	15% - 11489	\$53.72
				CDAA	\$5.51
				GENERAL FUND	\$132.24
				SANTA CRUZ CO DA	\$55.10
				WATSONVILLE PD	\$304.41
07-015		\$3,168.77	3/5/2008	15% - 11489	\$308.96
				CDAA	\$31.69
				GENERAL FUND	\$760.50
				SANTA CRUZ CO DA	\$316.87
				SANTA CRUZ CO SO	\$1,750.75
07-017		\$882.60	2/8/2008	15% - 11489	\$86.05
				CDAA	\$8.83
				GENERAL FUND	\$211.82
				SANTA CRUZ CO DA	\$88.26
				WATSONVILLE PD	\$487.64
07-019		\$475.99	5/20/2008	15% - 11489	\$46.41
				CDAA	\$4.76
				GENERAL FUND	\$114.24
				SANTA CRUZ CO DA	\$47.60
				TF SCCNET	\$262.98
07-021		\$217.71	1/3/2008	15% - 11489	\$21.23
				CDAA	\$2.18
				GENERAL FUND	\$52.25
				SANTA CRUZ CO DA	\$21.77
				SANTA CRUZ CO SO	\$120.28
07-022		\$2,635.87	3/5/2008	15% - 11489	\$257.00
				CDAA	\$26.36
				GENERAL FUND	\$632.61
				SANTA CRUZ CO DA	\$263.58
				SANTA CRUZ CO SO	\$1,456.32
07-024		\$1,680.50	3/5/2008	15% - 11489	\$163.84
				CDAA	\$16.81
				GENERAL FUND	\$403.32



State of California  
**ASSET FORFEITURE REPORT - 2008**

*Table 3*

Admin Number	Docket Number	Amount Forfeited	Date Disbursed	Recipient	Amount Disbursed
				SANTA CRUZ CO DA	\$168.05
				SANTA CRUZ CO SO	\$928.48
07-025		\$2,454.28	6/23/2008		
				CDAA	\$24.54
				GENERAL FUND	\$589.03
				SANTA CRUZ CO DA	\$245.43
				SC CO SPEC FUND	\$239.29
				TF SCCNET	\$1,355.99
07-026		\$11,892.54	3/5/2008		
				15% - 11489	\$1,159.52
				CDAA	\$118.93
				GENERAL FUND	\$2,854.21
				SANTA CRUZ CO DA	\$1,189.25
				SANTA CRUZ CO SO	\$6,570.63
07-027		\$1,500.81	12/17/2008		
				15% - 11489	\$146.33
				CDAA	\$15.01
				GENERAL FUND	\$360.19
				SANTA CRUZ CO DA	\$150.08
				TF SCCNET	\$829.20
08-004		\$667.74	6/23/2008		
				15% - 11489	\$65.10
				CDAA	\$6.68
				GENERAL FUND	\$160.26
				SANTA CRUZ CO DA	\$66.77
				SANTA CRUZ CO SO	\$368.93
08-006		\$626.61	12/17/2008		
				15% - 11489	\$61.09
				CDAA	\$6.27
				GENERAL FUND	\$150.39
				SANTA CRUZ CO DA	\$62.66
				TF SCCNET	\$346.20
08-011		\$645.44	12/17/2008		
				15% - 11489	\$62.93
				CDAA	\$6.45
				GENERAL FUND	\$154.91
				SANTA CRUZ CO DA	\$64.54
				TF SCCNET	\$356.61
08-014		\$17,879.76	12/17/2008		
				15% - 11489	\$1,743.28
				CDAA	\$178.80
				GENERAL FUND	\$4,291.14
				SANTA CRUZ CO DA	\$1,787.97
				TF SCCNET	\$9,878.57
08-016		\$672.10	12/5/2008		
				15% - 11489	\$65.53
				CDAA	\$6.72



State of California  
**ASSET FORFEITURE REPORT - 2008**

*Table 3*

Admin Number	Docket Number	Amount Forfeited	Date Disbursed	Recipient	Amount Disbursed
				GENERAL FUND	\$161.30
				SANTA CRUZ CO DA	\$67.21
				TF SCCNET	\$371.34
08-017		\$4,031.24	12/5/2008	15% - 11489	\$393.05
				CDA A	\$40.31
				GENERAL FUND	\$967.50
				SANTA CRUZ CO DA	\$403.12
				SANTA CRUZ CO SO	\$2,227.26
08-018		\$1,635.03	12/17/2008	15% - 11489	\$159.42
				CDA A	\$16.35
				GENERAL FUND	\$392.41
				SANTA CRUZ CO DA	\$163.50
				TF SCCNET	\$903.35
08-023		\$2,696.97	12/17/2008	15% - 11489	\$262.95
				CDA A	\$26.97
				GENERAL FUND	\$647.27
				SANTA CRUZ CO DA	\$269.70
				TF SCCNET	\$1,490.08
08-024		\$943.26	12/17/2008	15% - 11489	\$91.97
				CDA A	\$9.43
				GENERAL FUND	\$226.38
				SANTA CRUZ CO DA	\$94.33
				TF SCCNET	\$521.15
08-029		\$1,366.20	12/5/2008	15% - 11489	\$133.20
				CDA A	\$13.66
				GENERAL FUND	\$327.89
				SANTA CRUZ CO DA	\$136.62
				SANTA CRUZ CO SO	\$754.83
08-032		\$346.62	12/16/2008	15% - 11489	\$33.80
				CDA A	\$3.46
				GENERAL FUND	\$83.19
				SANTA CRUZ CO DA	\$34.66
				SANTA CRUZ CO SO	\$191.51

**SANTA CRUZ**

**\$58,208.11**



State of California  
**ASSET FORFEITURE REPORT - 2008**

*Table 3*

Admin Number	Docket Number	Amount Forfeited	Date Disbursed	Recipient	Amount Disbursed
<b>SHASTA</b>					
0742508		\$443.00	04-18-2008	CDA DA OFFICE GENERAL FUND SHASTA CO SO	\$4.43 \$44.30 \$106.32 \$287.95
0754757	161242	\$513.50	02-22-2008	CDA DA OFFICE GENERAL FUND REDDING PD	\$5.14 \$51.34 \$123.24 \$333.78
0771378	161826	\$1,201.00	03-26-2008	CDA DA OFFICE GENERAL FUND REDDING PD	\$12.01 \$120.10 \$288.24 \$780.65
0779015	162031	\$9,978.00	08-28-2008	CDA DA OFFICE GENERAL FUND REDDING PD	\$99.78 \$997.80 \$2,394.72 \$6,485.70
0856540		\$960.00	12-31-2008	CDA DA OFFICE GENERAL FUND REDDING PD	\$9.60 \$96.00 \$230.40 \$624.00
NC0734		\$851.00	01-03-2008	CDA DA OFFICE GENERAL FUND TF CAL MMET	\$8.51 \$85.10 \$204.24 \$553.15
NC0736		\$534.48	01-09-2008	CDA DA OFFICE GENERAL FUND TF CAL MMET	\$5.34 \$53.45 \$128.28 \$347.41
NC0742		\$920.00	02-22-2008	CDA DA OFFICE GENERAL FUND TF CAL MMET	\$9.20 \$92.00 \$220.80 \$598.00
NC0817		\$619.00	10-23-2008	CDA DA OFFICE GENERAL FUND TF CAL MMET	\$6.19 \$61.90 \$148.56 \$402.35



State of California  
**ASSET FORFEITURE REPORT - 2008**

*Table 3*

Admin Number	Docket Number	Amount Forfeited	Date Disbursed	Recipient	Amount Disbursed
NC0819	163182	\$4,885.00	10-23-2008	CDA A	\$48.85
				DA OFFICE	\$488.50
				GENERAL FUND	\$1,172.40
				TF CAL MMET	\$3,175.25
NC0822		\$1,780.06	10-03-2008	CDA A	\$17.80
				DA OFFICE	\$178.01
				GENERAL FUND	\$427.21
				TF CAL MMET	\$1,157.04
NC0833		\$529.00	10-03-2008	CDA A	\$5.29
				DA OFFICE	\$52.90
				GENERAL FUND	\$126.96
				TF CAL MMET	\$343.85
NC0846	159806	\$921.02	11-18-2008	CDA A	\$9.21
				DA OFFICE	\$92.11
				GENERAL FUND	\$221.04
				TF CAL MMET	\$598.66
SH0683	157431	\$7,783.50	06-05-2008	CDA A	\$77.84
				DA OFFICE	\$778.34
				GENERAL FUND	\$1,868.04
				TF SHASTA INTERAGCY NTF	\$5,059.28
SH07118	161216	\$417.00	01-02-2008	CDA A	\$4.17
				DA OFFICE	\$41.70
				GENERAL FUND	\$100.08
				TF SHASTA INTERAGCY NTF	\$271.05
SH07118A	161215	\$287.00	04-11-2008	CDA A	\$2.87
				DA OFFICE	\$28.70
				GENERAL FUND	\$68.88
				TF SHASTA INTERAGCY NTF	\$186.55
SH07124		\$460.00	01-09-2008	CDA A	\$4.60
				DA OFFICE	\$46.00
				GENERAL FUND	\$110.40
				TF SHASTA INTERAGCY NTF	\$299.00
SH07127		\$1,610.17	01-22-2008	CDA A	\$16.10
				DA OFFICE	\$161.02
				GENERAL FUND	\$386.44
				TF SHASTA INTERAGCY NTF	\$1,046.61
SH07140		\$960.00	02-22-2008	CDA A	\$9.60



State of California  
**ASSET FORFEITURE REPORT - 2008**

*Table 3*

Admin Number	Docket Number	Amount Forfeited	Date Disbursed	Recipient	Amount Disbursed
				DA OFFICE	\$96.00
				GENERAL FUND	\$230.40
				TF SHASTA INTERAGCY NTF	\$624.00
SH07147	161931	\$5,174.45	05-19-2008		
				CDA A	\$51.74
				DA OFFICE	\$517.45
				GENERAL FUND	\$1,241.87
				TF SHASTA INTERAGCY NTF	\$3,363.39
SH07164		\$340.00	04-18-2008		
				CDA A	\$3.40
				DA OFFICE	\$34.00
				GENERAL FUND	\$81.60
				TF SHASTA INTERAGCY NTF	\$221.00
SH07170		\$300.00	04-30-2008		
				CDA A	\$3.00
				DA OFFICE	\$30.00
				GENERAL FUND	\$72.00
				TF SHASTA INTERAGCY NTF	\$195.00
SH0768		\$454.00	10-23-2008		
				CDA A	\$4.54
				DA OFFICE	\$45.40
				GENERAL FUND	\$108.96
				TF SHASTA INTERAGCY NTF	\$295.10
SH0778	160370	\$356.00	06-19-2008		
				CDA A	\$3.56
				DA OFFICE	\$35.60
				GENERAL FUND	\$85.44
				TF SHASTA INTERAGCY NTF	\$231.40
SH081		\$7,793.09	05-08-2008		
				CDA A	\$77.93
				DA OFFICE	\$779.31
				GENERAL FUND	\$1,870.34
				TF SHASTA INTERAGCY NTF	\$5,065.51
SH08101		\$2,074.45	11-18-2008		
				CDA A	\$20.74
				DA OFFICE	\$207.45
				GENERAL FUND	\$497.87
				TF SHASTA INTERAGCY NTF	\$1,348.39
SH0812	162652	\$415.00	10-03-2008		
				CDA A	\$4.15
				DA OFFICE	\$41.50
				GENERAL FUND	\$99.60
				TF SHASTA INTERAGCY NTF	\$269.75
SH081A	163215	\$7,800.00	09-29-2008		
				CDA A	\$78.00
				DA OFFICE	\$780.00
				GENERAL FUND	\$1,872.00



State of California  
**ASSET FORFEITURE REPORT - 2008**

*Table 3*

Admin Number	Docket Number	Amount Forfeited	Date Disbursed	Recipient	Amount Disbursed
SH083		\$15,384.74	05-09-2008	TF SHASTA INTERAGCY NTF	\$5,070.00
				CDA A	\$153.85
				DA OFFICE	\$1,538.47
				GENERAL FUND	\$3,692.34
SH0841		\$1,119.00	07-02-2008	TF SHASTA INTERAGCY NTF	\$10,000.08
				CDA A	\$11.19
				DA OFFICE	\$111.90
				GENERAL FUND	\$268.56
SH0873		\$600.00	10-03-2008	TF SHASTA INTERAGCY NTF	\$727.35
				CDA A	\$6.00
				DA OFFICE	\$60.00
				GENERAL FUND	\$144.00
SH0879		\$298.74	10-23-2008	TF SHASTA INTERAGCY NTF	\$390.00
				CDA A	\$2.99
				DA OFFICE	\$29.87
				GENERAL FUND	\$71.70
SH0895		\$680.00	10-23-2008	TF SHASTA INTERAGCY NTF	\$194.18
				CDA A	\$6.80
				DA OFFICE	\$68.00
				GENERAL FUND	\$163.20
SH0896	164067	\$711.00	10-23-2008	TF SHASTA INTERAGCY NTF	\$442.00
				CDA A	\$7.11
				DA OFFICE	\$71.10
				GENERAL FUND	\$170.64
				TF SHASTA INTERAGCY NTF	\$462.15
<b>SHASTA</b>					<b>\$79,153.20</b>



State of California  
**ASSET FORFEITURE REPORT - 2008**

*Table 3*

Admin Number	Docket Number	Amount Forfeited	Date Disbursed	Recipient	Amount Disbursed
<b>SISKIYOU</b>					
SQ2004-00209		\$3,900.31	11/26/2008	15% - 11489	\$380.28
				CDAA	\$39.00
				DA OFFICE	\$390.04
				GENERAL FUND	\$936.07
				TF SISKIYOU CO INTF	\$2,154.92
SQ2006-00192		\$1,708.71	3/10/2008	15% - 11489	\$166.60
				CDAA	\$17.08
				DA OFFICE	\$170.88
				GENERAL FUND	\$410.09
				TF SISKIYOU CO INTF	\$944.06
SQ2007-00125		\$7,907.27	6/25/2008	15% - 11489	\$770.95
				CDAA	\$79.07
				DA OFFICE	\$790.73
				GENERAL FUND	\$1,897.74
				SISKIYOU CO SO	\$1,284.94
SQ2007-00165		\$1,267.73	6/25/2008	TF SISKIYOU CO INTF	\$3,083.84
				15% - 11489	\$123.61
				CDAA	\$12.67
				DA OFFICE	\$126.77
				GENERAL FUND	\$304.26
SQ2007-00172		\$31,087.20	12/1/2008	TF SISKIYOU CO INTF	\$700.42
				15% - 11489	\$3,031.01
				CDAA	\$310.87
				CHP	\$5,051.66
				DA OFFICE	\$3,108.72
SQ2008-00007		\$628.79	6/25/2008	GENERAL FUND	\$7,460.93
				TF SISKIYOU CO INTF	\$12,124.01
				15% - 11489	\$61.31
				CDAA	\$6.28
				DA OFFICE	\$62.87
SQ2008-00091		\$15,522.04	12/1/2008	GENERAL FUND	\$150.91
				TF SISKIYOU CO INTF	\$347.42
				15% - 11489	\$1,513.40
				CDAA	\$155.22
				CHP	\$2,522.33
				DA OFFICE	\$1,552.21
				GENERAL FUND	\$3,725.28
				TF SISKIYOU CO INTF	\$6,053.60





State of California

ASSET FORFEITURE REPORT - 2008

*Table 3*

Admin Number	Docket Number	Amount Forfeited	Date Disbursed	Recipient	Amount Disbursed
<b>SISKIYOU</b>					<b>\$62,022.05</b>



State of California  
**ASSET FORFEITURE REPORT - 2008**

*Table 3*

Admin Number	Docket Number	Amount Forfeited	Date Disbursed	Recipient	Amount Disbursed
<b>SOLANO</b>					
03-2119	VPD	\$12,193.98	7/18/2008	15% - 11489	\$1,189.49
				CDAA	\$121.94
				DA OFFICE	\$1,219.40
				GENERAL FUND	\$2,926.56
				VALLEJO PD	\$6,736.59
04-2220	VVPD	\$380.39	3/24/2008	15% - 11489	\$37.08
				CDAA	\$3.80
				DA OFFICE	\$38.04
				GENERAL FUND	\$91.29
				VACAVILLE PD	\$210.18
04-2224	VPD	\$2,938.44	6/10/2008	15% - 11489	\$286.49
				CDAA	\$29.38
				DA OFFICE	\$293.84
				GENERAL FUND	\$705.23
				VALLEJO PD	\$1,623.50
04-2233	VVPD	\$1,457.87	3/24/2008	15% - 11489	\$142.14
				CDAA	\$14.58
				DA OFFICE	\$145.79
				GENERAL FUND	\$349.89
				VACAVILLE PD	\$805.47
04-2254	SO	\$5,603.77	3/24/2008	15% - 11489	\$546.36
				CDAA	\$56.04
				DA OFFICE	\$560.38
				GENERAL FUND	\$1,344.90
				SOLANO CO SO	\$3,096.09
06-2611	NAPA SIB	\$1,445.00	9/4/2008	15% - 11489	\$146.25
				CDAA	\$14.45
				DA OFFICE	\$144.50
				GENERAL FUND	\$346.80
				NAPA SPECIAL INVEST BUR	\$793.00
07-2661	SO	\$34,588.88	6/11/2008	15% - 11489	\$3,365.34
				CDAA	\$345.89
				DA OFFICE	\$3,458.89
				GENERAL FUND	\$8,301.33
				SOLANO CO SO	\$10,944.44
07-2715	VVPD	\$501.71	2/22/2008	TF SOLANO CO NET-SOLNET	\$8,172.99
				15% - 11489	\$48.91
				CDAA	\$5.02



State of California  
**ASSET FORFEITURE REPORT - 2008**

*Table 3*

Admin Number	Docket Number	Amount Forfeited	Date Disbursed	Recipient	Amount Disbursed
				DA OFFICE	\$50.17
				GENERAL FUND	\$120.41
				VACAVILLE PD	\$277.20
07-2724	VPD	\$644.70	6/25/2008		
				15% - 11489	\$62.85
				CDA A	\$6.45
				DA OFFICE	\$64.47
				GENERAL FUND	\$154.73
				VALLEJO PD	\$356.20
07-2733	VPD	\$1,685.00	6/10/2008		
				15% - 11489	\$164.28
				CDA A	\$16.85
				DA OFFICE	\$168.50
				GENERAL FUND	\$404.40
				VALLEJO PD	\$930.97
07-2748	VVPD	\$1,023.84	8/8/2008		
				15% - 11489	\$99.82
				CDA A	\$10.24
				DA OFFICE	\$102.38
				GENERAL FUND	\$245.72
				VACAVILLE PD	\$565.68
07-2779	FFPD	\$415.05	3/24/2008		
				15% - 11489	\$40.46
				CDA A	\$4.15
				DA OFFICE	\$41.51
				FAIRFIELD PD	\$229.32
				GENERAL FUND	\$99.61
07-2780	BPD	\$384.49	5/6/2008		
				15% - 11489	\$37.48
				BENICIA PD	\$212.44
				CDA A	\$3.84
				DA OFFICE	\$38.45
				GENERAL FUND	\$92.28
07-2781	VVPD	\$930.52	3/24/2008		
				15% - 11489	\$94.31
				CDA A	\$9.31
				DA OFFICE	\$93.05
				GENERAL FUND	\$223.32
				VACAVILLE PD	\$510.53
07-2783		\$757.50	3/26/2008		
				15% - 11489	\$74.06
				CDA A	\$7.58
				DA OFFICE	\$75.75
				GENERAL FUND	\$181.80
				RIO VISTA PD	\$418.31
07-2784	FFPD	\$1,020.03	3/24/2008		
				15% - 11489	\$99.45



State of California  
**ASSET FORFEITURE REPORT - 2008**

*Table 3*

Admin Number	Docket Number	Amount Forfeited	Date Disbursed	Recipient	Amount Disbursed
				CDAA	\$10.20
				DA OFFICE	\$102.00
				FAIRFIELD PD	\$563.57
				GENERAL FUND	\$244.81
07-2785	BPD	\$804.10	5/6/2008		
				15% - 11489	\$78.39
				BENICIA PD	\$444.28
				CDAA	\$8.04
				DA OFFICE	\$80.41
				GENERAL FUND	\$192.98
07-2786	VPD	\$5,868.51	6/10/2008		
				15% - 11489	\$572.17
				CDAA	\$58.69
				DA OFFICE	\$586.85
				GENERAL FUND	\$1,408.44
				VALLEJO PD	\$3,242.36
07-2787	FFPD	\$166.89	3/24/2008		
				15% - 11489	\$16.27
				CDAA	\$1.67
				DA OFFICE	\$16.69
				FAIRFIELD PD	\$92.21
				GENERAL FUND	\$40.05
07-2788	CHP	\$1,608.60	3/24/2008		
				15% - 11489	\$156.83
				CDAA	\$16.09
				CHP-SOLANO	\$888.76
				DA OFFICE	\$160.86
				GENERAL FUND	\$386.06
07-2789	VVPD	\$1,556.55	3/24/2008		
				15% - 11489	\$151.76
				CDAA	\$15.57
				DA OFFICE	\$155.66
				GENERAL FUND	\$373.57
				VACAVILLE PD	\$859.99
07-2790	VPD	\$390.37	6/10/2008		
				15% - 11489	\$38.06
				CDAA	\$3.90
				DA OFFICE	\$39.04
				GENERAL FUND	\$93.69
				VALLEJO PD	\$215.68
08-2792	CHP	\$18,227.15	3/24/2008		
				15% - 11489	\$1,777.34
				CDAA	\$182.27
				CHP-SOLANO	\$10,070.30
				DA OFFICE	\$1,822.72
				GENERAL FUND	\$4,374.52



State of California  
**ASSET FORFEITURE REPORT - 2008**

*Table 3*

Admin Number	Docket Number	Amount Forfeited	Date Disbursed	Recipient	Amount Disbursed
08-2793	VPD	\$497.96	6/10/2008	15% - 11489	\$48.55
				CDA A	\$4.98
				DA OFFICE	\$49.80
				GENERAL FUND	\$119.51
				VALLEJO PD	\$275.12
08-2795	VPD	\$1,850.30	6/10/2008	15% - 11489	\$180.40
				CDA A	\$18.50
				DA OFFICE	\$185.03
				GENERAL FUND	\$444.07
				VALLEJO PD	\$1,022.30
08-2796	SO	\$5,897.37	9/5/2008	15% - 11489	\$574.99
				CDA A	\$58.97
				DA OFFICE	\$589.74
				GENERAL FUND	\$1,415.37
				SOLANO CO SO	\$3,258.30
08-2797	VPD	\$472.10	6/10/2008	15% - 11489	\$46.02
				CDA A	\$4.72
				DA OFFICE	\$47.21
				GENERAL FUND	\$113.30
				VALLEJO PD	\$260.85
08-2799	SPD	\$653.01	6/10/2008	15% - 11489	\$58.01
				CDA A	\$6.53
				DA OFFICE	\$65.30
				GENERAL FUND	\$156.72
				SUISUN CITY PD	\$366.45
08-2802	VPD	\$935.98	6/10/2008	15% - 11489	\$18.48
				CDA A	\$9.36
				DA OFFICE	\$93.60
				GENERAL FUND	\$224.64
				VALLEJO PD	\$589.90
08-2803	VVPD	\$4,077.72	6/10/2008	15% - 11489	\$391.97
				CDA A	\$40.78
				DA OFFICE	\$407.77
				GENERAL FUND	\$978.65
				VACAVILLE PD	\$2,258.55
08-2804	NET/SO	\$1,014.27	6/10/2008	15% - 11489	\$98.86
				CDA A	\$10.14
				DA OFFICE	\$101.43
				GENERAL FUND	\$243.42



State of California  
**ASSET FORFEITURE REPORT - 2008**

*Table 3*

Admin Number	Docket Number	Amount Forfeited	Date Disbursed	Recipient	Amount Disbursed
08-2805	FFPD	\$2,151.84	6/15/2008	SOLANO CO SO	\$560.42
				15% - 11489	\$209.70
				CDAA	\$21.52
				DA OFFICE	\$215.18
				FAIRFIELD PD	\$1,189.00
08-2807	CHP	\$2,911.71	6/16/2008	GENERAL FUND	\$516.44
				15% - 11489	\$283.89
				CDAA	\$29.12
				CHP-SOLANO	\$1,608.72
				DA OFFICE	\$291.17
08-2809	VVPD	\$258.07	6/10/2008	GENERAL FUND	\$698.81
				15% - 11489	\$25.16
				CDAA	\$2.58
				DA OFFICE	\$25.81
				GENERAL FUND	\$61.94
08-2810	VVPD	\$1,026.97	10/1/2008	VACAVILLE PD	\$142.58
				15% - 11489	\$100.12
				CDAA	\$10.27
				DA OFFICE	\$102.70
				GENERAL FUND	\$246.47
08-2812	VPD	\$611.44	6/10/2008	VACAVILLE PD	\$567.41
				15% - 11489	\$59.61
				CDAA	\$6.11
				DA OFFICE	\$61.14
				GENERAL FUND	\$146.75
08-2813	FFPD	\$1,128.91	6/15/2008	VALLEJO PD	\$337.83
				15% - 11489	\$110.06
				CDAA	\$11.29
				DA OFFICE	\$112.89
				FAIRFIELD PD	\$623.73
08-2815	VVPD	\$435.97	6/10/2008	GENERAL FUND	\$270.94
				15% - 11489	\$42.50
				CDAA	\$4.36
				DA OFFICE	\$43.60
				GENERAL FUND	\$104.63
08-2816	VPD	\$1,189.66	6/10/2008	VACAVILLE PD	\$240.88
				15% - 11489	\$115.99
				CDAA	\$11.90
				DA OFFICE	\$118.97



State of California  
**ASSET FORFEITURE REPORT - 2008**

*Table 3*

Admin Number	Docket Number	Amount Forfeited	Date Disbursed	Recipient	Amount Disbursed
				GENERAL FUND	\$285.52
				VALLEJO PD	\$657.28
08-2817	VPD	\$1,001.52	6/10/2008	15% - 11489	\$97.64
				CDA A	\$10.02
				DA OFFICE	\$100.15
				GENERAL FUND	\$240.36
				VALLEJO PD	\$553.35
08-2818	FFPD	\$788.22	6/15/2008	15% - 11489	\$76.85
				CDA A	\$7.88
				DA OFFICE	\$78.82
				FAIRFIELD PD	\$435.50
				GENERAL FUND	\$189.17
08-2822	VVPD	\$1,014.27	6/17/2008	15% - 11489	\$98.89
				CDA A	\$10.14
				DA OFFICE	\$101.43
				GENERAL FUND	\$243.42
				VACAVILLE PD	\$560.39
08-2823	FFPD	\$1,047.20	6/17/2008	15% - 11489	\$102.10
				CDA A	\$10.47
				DA OFFICE	\$104.72
				FAIRFIELD PD	\$578.58
				GENERAL FUND	\$251.33
08-2825	VVPD	\$1,150.77	6/17/2008	15% - 11489	\$112.20
				CDA A	\$11.51
				DA OFFICE	\$115.08
				GENERAL FUND	\$276.18
				VACAVILLE PD	\$635.80
08-2826	NET/SO	\$6,648.67	6/17/2008	15% - 11489	\$648.24
				CDA A	\$66.49
				DA OFFICE	\$664.87
				GENERAL FUND	\$1,595.68
				SOLANO CO SO	\$2,099.08
				TF SOLANO CO NET-SOLNET	\$1,574.31
08-2828	NET	\$3,149.46	6/17/2008	15% - 11489	\$307.07
				CDA A	\$31.49
				DA OFFICE	\$314.95
				GENERAL FUND	\$755.87
				SOLANO CO SO	\$994.33
				TF SOLANO CO NET-SOLNET	\$745.75



State of California  
**ASSET FORFEITURE REPORT - 2008**

*Table 3*

Admin Number	Docket Number	Amount Forfeited	Date Disbursed	Recipient	Amount Disbursed
08-2829	FFPD	\$30.85	12/31/2008	15% - 11489	\$3.00
				CDA A	\$0.31
				DA OFFICE	\$3.09
				FAIRFIELD PD	\$17.05
				GENERAL FUND	\$7.40
08-2830	FFPD	\$98.78	12/31/2008	15% - 11489	\$9.63
				CDA A	\$0.99
				DA OFFICE	\$9.88
				FAIRFIELD PD	\$54.57
				GENERAL FUND	\$23.71
08-2831	SO	\$76.83	12/31/2008	15% - 11489	\$7.49
				CDA A	\$0.77
				DA OFFICE	\$7.68
				GENERAL FUND	\$18.44
				SOLANO CO SO	\$42.45
08-2832	FFPD	\$589.85	12/31/2008	15% - 11489	\$57.51
				CDA A	\$5.90
				DA OFFICE	\$58.99
				FAIRFIELD PD	\$325.89
				GENERAL FUND	\$141.56
08-2833	VPD	\$3,480.85	12/31/2008	15% - 11489	\$339.38
				CDA A	\$34.81
				DA OFFICE	\$348.09
				GENERAL FUND	\$835.40
				VALLEJO PD	\$1,923.17
08-2834	VPD	\$1,220.77	12/31/2008	15% - 11489	\$119.02
				CDA A	\$12.21
				DA OFFICE	\$122.08
				GENERAL FUND	\$292.98
				VALLEJO PD	\$674.48
08-2835	VPD	\$10,075.21	9/30/2008	15% - 11489	\$982.33
				CDA A	\$100.75
				DA OFFICE	\$1,007.52
				GENERAL FUND	\$2,418.05
				VALLEJO PD	\$5,566.56
08-2836	VPD	\$500.80	12/31/2008	15% - 11489	\$48.82
				CDA A	\$5.01
				DA OFFICE	\$50.08
				GENERAL FUND	\$120.19





State of California  
**ASSET FORFEITURE REPORT - 2008**

*Table 3*

Admin Number	Docket Number	Amount Forfeited	Date Disbursed	Recipient	Amount Disbursed
08-2837	FFPD	\$118.17	12/31/2008	VALLEJO PD	\$276.70
				15% - 11489	\$11.52
				CDAA	\$1.18
				DA OFFICE	\$11.82
				FAIRFIELD PD	\$65.29
08-2838	FFPD	\$154.15	12/31/2008	GENERAL FUND	\$28.36
				15% - 11489	\$15.02
				CDAA	\$1.54
				DA OFFICE	\$15.42
				FAIRFIELD PD	\$85.17
08-2839	VPD	\$1,138.48	9/23/2008	GENERAL FUND	\$37.00
				15% - 11489	\$111.00
				CDAA	\$11.38
				DA OFFICE	\$113.85
				VALLEJO PD	\$629.01
08-2842	FFPD	\$345.85	12/31/2008	GENERAL FUND	\$273.24
				15% - 11489	\$33.72
				CDAA	\$3.46
				DA OFFICE	\$34.59
				FAIRFIELD PD	\$191.08
08-2843	VPD	\$4,951.07	9/30/2008	GENERAL FUND	\$83.00
				15% - 11489	\$482.72
				CDAA	\$49.51
				DA OFFICE	\$495.11
				VALLEJO PD	\$2,735.47
08-2844	VPD	\$846.11	9/30/2008	GENERAL FUND	\$1,188.26
				15% - 11489	\$82.49
				CDAA	\$8.46
				DA OFFICE	\$84.61
				VALLEJO PD	\$467.48
08-2845	FFPD	\$826.54	12/31/2008	GENERAL FUND	\$203.07
				15% - 11489	\$80.58
				CDAA	\$8.27
				DA OFFICE	\$82.65
				FAIRFIELD PD	\$456.67
08-2846	VVPD	\$1,144.48	10/6/2008	GENERAL FUND	\$198.37
				15% - 11489	\$111.58
				CDAA	\$11.44
				DA OFFICE	\$114.45



State of California  
**ASSET FORFEITURE REPORT - 2008**

*Table 3*

Admin Number	Docket Number	Amount Forfeited	Date Disbursed	Recipient	Amount Disbursed
				GENERAL FUND	\$274.68
				VACAVILLE PD	\$632.33
08-2847	NET	\$412.50	12/31/2008	15% - 11489	\$40.21
				CDA A	\$4.13
				DA OFFICE	\$41.25
				GENERAL FUND	\$99.00
				SOLANO CO SO	\$227.91
08-2849	BPD	\$347.76	12/31/2008	15% - 11489	\$33.90
				BENICIA PD	\$192.14
				CDA A	\$3.48
				DA OFFICE	\$34.78
				GENERAL FUND	\$83.46
08-2850	NET/CALMET	\$2,394.00	12/31/2008	15% - 11489	\$233.41
				CDA A	\$23.94
				DA OFFICE	\$239.40
				GENERAL FUND	\$574.56
				SOLANO CO SO	\$755.84
				TF SOLANO CO NET-SOLNET	\$566.85
08-2851	VVPD	\$615.52	10/6/2008	15% - 11489	\$60.01
				CDA A	\$6.16
				DA OFFICE	\$61.55
				GENERAL FUND	\$147.72
				VACAVILLE PD	\$340.08
08-2852	VVPD	\$509.84	10/6/2008	15% - 11489	\$49.70
				CDA A	\$5.10
				DA OFFICE	\$50.98
				GENERAL FUND	\$122.36
				VACAVILLE PD	\$281.70
08-2853	VPD	\$689.76	9/30/2008	15% - 11489	\$67.25
				CDA A	\$6.90
				DA OFFICE	\$68.98
				GENERAL FUND	\$165.54
				VALLEJO PD	\$381.09
08-2857	FFPD	\$550.32	12/31/2008	15% - 11489	\$53.65
				CDA A	\$5.50
				DA OFFICE	\$55.03
				FAIRFIELD PD	\$304.06
				GENERAL FUND	\$132.08
08-2858	VVPD	\$626.29	10/6/2008	15% - 11489	\$61.06



State of California  
**ASSET FORFEITURE REPORT - 2008**

*Table 3*

Admin Number	Docket Number	Amount Forfeited	Date Disbursed	Recipient	Amount Disbursed
				CDA A	\$6.26
				DA OFFICE	\$62.63
				GENERAL FUND	\$150.31
				VACAVILLE PD	\$346.03
08-2859	VPD	\$1,039.87	9/30/2008		
				15% - 11489	\$101.38
				CDA A	\$10.40
				DA OFFICE	\$103.99
				GENERAL FUND	\$249.57
				VALLEJO PD	\$574.53
08-2860	VVPD	\$1,146.39	12/31/2008		
				15% - 11489	\$111.77
				CDA A	\$11.46
				DA OFFICE	\$114.64
				GENERAL FUND	\$275.13
				VACAVILLE PD	\$633.39
08-2862	FFPD	\$120.21	12/31/2008		
				15% - 11489	\$11.72
				CDA A	\$1.20
				DA OFFICE	\$12.02
				FAIRFIELD PD	\$66.42
				GENERAL FUND	\$28.85
08-2863	FFPD	\$540.68	12/31/2008		
				15% - 11489	\$52.71
				CDA A	\$5.41
				DA OFFICE	\$54.07
				FAIRFIELD PD	\$298.73
				GENERAL FUND	\$129.76
08-2865	VPD	\$2,166.57	12/31/2008		
				15% - 11489	\$211.24
				CDA A	\$21.67
				DA OFFICE	\$216.66
				GENERAL FUND	\$519.98
				VALLEJO PD	\$1,197.02
08-2866	FFPD	\$1,267.18	12/31/2008		
				15% - 11489	\$123.55
				CDA A	\$12.67
				DA OFFICE	\$126.72
				FAIRFIELD PD	\$700.12
				GENERAL FUND	\$304.12
08-2867	VPD	\$787.11	12/31/2008		
				15% - 11489	\$76.74
				CDA A	\$7.87
				DA OFFICE	\$78.71
				GENERAL FUND	\$188.91
				VALLEJO PD	\$434.88



State of California  
**ASSET FORFEITURE REPORT - 2008**

*Table 3*

Admin Number	Docket Number	Amount Forfeited	Date Disbursed	Recipient	Amount Disbursed
08-2870	VPD	\$892.21	12/31/2008	15% - 11489	\$86.99
				CDA	\$8.92
				DA OFFICE	\$89.22
				GENERAL FUND	\$214.13
				VALLEJO PD	\$492.95
08-2871	FFPD	\$844.89	12/31/2008	15% - 11489	\$82.37
				CDA	\$8.45
				DA OFFICE	\$84.49
				FAIRFIELD PD	\$466.81
				GENERAL FUND	\$202.77
08-2872	NET	\$687.18	12/31/2008	15% - 11489	\$67.00
				CDA	\$6.87
				DA OFFICE	\$68.72
				GENERAL FUND	\$164.92
				SOLANO CO SO	\$379.67
08-2873	NET	\$1,478.54	12/31/2008	15% - 11489	\$144.15
				CDA	\$14.79
				DA OFFICE	\$147.85
				GENERAL FUND	\$354.85
				SOLANO CO SO	\$466.80
				TF SOLANO CO NET-SOLNET	\$350.10
08-2874	VVPD	\$7,418.42	12/31/2008	15% - 11489	\$723.29
				CDA	\$74.18
				DA OFFICE	\$741.84
				GENERAL FUND	\$1,780.42
				VACAVILLE PD	\$4,098.69
08-2875	VVPD	\$323.65	12/31/2008	15% - 11489	\$31.55
				CDA	\$3.24
				DA OFFICE	\$32.37
				GENERAL FUND	\$77.68
				VACAVILLE PD	\$178.81
08-2876	FFPD	\$81.13	12/31/2008	15% - 11489	\$7.91
				CDA	\$0.81
				DA OFFICE	\$8.11
				FAIRFIELD PD	\$44.83
				GENERAL FUND	\$19.47
08-2881	FFPD	\$86.10	12/31/2008	15% - 11489	\$8.39
				CDA	\$0.86
				DA OFFICE	\$8.61



State of California  
**ASSET FORFEITURE REPORT - 2008**

*Table 3*

Admin Number	Docket Number	Amount Forfeited	Date Disbursed	Recipient	Amount Disbursed
				FAIRFIELD PD	\$47.58
				GENERAL FUND	\$20.66
08-2882	VPD	\$382.29	12/31/2008	15% - 11489	\$37.27
				CDA A	\$3.82
				DA OFFICE	\$38.23
				GENERAL FUND	\$91.75
				VALLEJO PD	\$211.22
08-2884	NET/CALMET	\$4,679.85	12/31/2008	15% - 11489	\$456.28
				CDA A	\$46.80
				DA OFFICE	\$467.99
				GENERAL FUND	\$1,123.16
				SOLANO CO SO	\$1,281.97
				TF SOLANO CO NET-SOLNET	\$1,303.65
08-2886	FFPD	\$348.83	12/31/2008	15% - 11489	\$34.01
				CDA A	\$3.49
				DA OFFICE	\$34.88
				FAIRFIELD PD	\$192.73
				GENERAL FUND	\$83.72
08-2887	VPD	\$1,983.14	12/31/2008	15% - 11489	\$193.35
				CDA A	\$19.83
				DA OFFICE	\$198.31
				GENERAL FUND	\$475.95
				VALLEJO PD	\$1,095.70
08-2889	FFPD	\$2,495.23	12/31/2008	15% - 11489	\$243.28
				CDA A	\$24.95
				DA OFFICE	\$249.52
				FAIRFIELD PD	\$1,378.62
				GENERAL FUND	\$598.86
<b>SOLANO</b>					<b>\$195,020.98</b>



State of California  
**ASSET FORFEITURE REPORT - 2008**

*Table 3*

Admin Number	Docket Number	Amount Forfeited	Date Disbursed	Recipient	Amount Disbursed
<b>SONOMA</b>					
00-545		\$2,661.25	4/14/2008	15% - 11489	\$259.47
				CDA A	\$26.61
				DA OFFICE	\$266.13
				GENERAL FUND	\$638.70
				SONOMA CO SO	\$1,470.34
02-005		\$3,871.71	11/19/2008	15% - 11489	\$377.49
				CA DOJ-BNE SONOMA	\$162.57
				CDA A	\$38.72
				DA OFFICE	\$387.17
				GENERAL FUND	\$929.21
				PETALUMA PD	\$162.57
				ROHNERT PARK PD	\$162.57
				SANTA ROSA PD	\$278.09
				SONOMA CO PROBATION	\$162.57
				SONOMA CO SO	\$1,155.13
				SONOMA PD	\$55.62
02-007		\$5,096.38	1/29/2008	15% - 11489	\$496.90
				CDA A	\$50.96
				DA OFFICE	\$509.64
				GENERAL FUND	\$1,223.13
				PETALUMA PD	\$216.81
				ROHNERT PARK PD	\$216.81
				SANTA ROSA PD	\$433.63
				SONOMA CO PROBATION	\$216.81
				SONOMA CO SO	\$1,731.69
04-016A		\$6,689.65	11/4/2008	15% - 11489	\$652.24
				CA DOJ-BNE SONOMA	\$280.89
				CDA A	\$66.90
				DA OFFICE	\$668.96
				GENERAL FUND	\$1,605.52
				PETALUMA PD	\$280.89
				ROHNERT PARK PD	\$280.89
				SANTA ROSA PD	\$480.49
				SONOMA CO PROBATION	\$280.89
				SONOMA CO SO	\$1,995.87
				SONOMA PD	\$96.11
04-051		\$47,492.48	8/22/2008	15% - 11489	\$4,630.52
				CA DOJ-BNE SONOMA	\$1,994.21
				CDA A	\$474.92
				DA OFFICE	\$4,749.25
				GENERAL FUND	\$11,398.20



State of California  
**ASSET FORFEITURE REPORT - 2008**

*Table 3*

Admin Number	Docket Number	Amount Forfeited	Date Disbursed	Recipient	Amount Disbursed
				PETALUMA PD	\$1,994.21
				ROHNERT PARK PD	\$1,994.21
				SANTA ROSA PD	\$3,411.15
				SONOMA CO PROBATION	\$1,994.21
				SONOMA CO SO	\$14,169.38
				SONOMA PD	\$682.22
04-055		\$2,481.11	3/11/2008		
				15% - 11489	\$241.91
				CDA A	\$24.81
				DA OFFICE	\$248.11
				GENERAL FUND	\$595.47
				SANTA ROSA PD	\$1,370.81
05-012		\$10,449.99	3/11/2008		
				15% - 11489	\$1,018.87
				CDA A	\$104.50
				DA OFFICE	\$1,045.00
				GENERAL FUND	\$2,508.00
				ROHNERT PARK PD	\$525.40
				SANTA ROSA PD	\$1,050.80
				SONOMA CO PROBATION	\$525.40
				SONOMA CO SO	\$3,672.02
05-053		\$4,248.44	3/11/2008		
				15% - 11489	\$414.22
				CDA A	\$42.48
				DA OFFICE	\$424.84
				GENERAL FUND	\$1,019.63
				SANTA ROSA PD	\$2,347.27
05-060		\$968.91	7/7/2008		
				15% - 11489	\$94.47
				CDA A	\$9.69
				DA OFFICE	\$96.89
				GENERAL FUND	\$232.54
				SANTA ROSA PD	\$535.32
06-011		\$11,133.52	7/30/2008		
				15% - 11489	\$1,085.52
				CDA A	\$111.33
				DA OFFICE	\$1,113.36
				GENERAL FUND	\$2,672.04
				SONOMA CO SO	\$6,151.27
06-054		\$1,238.13	4/18/2008		
				15% - 11489	\$120.72
				CDA A	\$12.38
				DA OFFICE	\$123.82
				GENERAL FUND	\$297.15
				SANTA ROSA PD	\$684.06
06-069		\$4,926.91	2/20/2008		
				15% - 11489	\$480.37



State of California  
**ASSET FORFEITURE REPORT - 2008**

*Table 3*

Admin Number	Docket Number	Amount Forfeited	Date Disbursed	Recipient	Amount Disbursed
				CDAA	\$49.27
				DA OFFICE	\$492.69
				GENERAL FUND	\$1,182.46
				SANTA ROSA PD	\$2,722.12
06-070		\$874.10	1/8/2008		
				15% - 11489	\$85.22
				CDAA	\$8.74
				DA OFFICE	\$87.41
				GENERAL FUND	\$209.79
				SANTA ROSA PD	\$482.94
06-072		\$8,863.00	7/30/2008		
				15% - 11489	\$864.14
				CDAA	\$88.63
				DA OFFICE	\$886.30
				GENERAL FUND	\$2,127.12
				SANTA ROSA PD	\$4,896.81
06-126		\$2,934.18	7/30/2008		
				15% - 11489	\$286.08
				CDAA	\$29.34
				DA OFFICE	\$293.42
				GENERAL FUND	\$704.20
				HEALDSBURG PD	\$1,621.14
06-163		\$2,327.75	6/4/2008		
				15% - 11489	\$226.96
				CDAA	\$23.28
				DA OFFICE	\$232.77
				GENERAL FUND	\$558.66
				PETALUMA PD	\$1,286.08
07-005		\$6,917.43	1/8/2008		
				15% - 11489	\$674.45
				CDAA	\$69.18
				DA OFFICE	\$691.74
				GENERAL FUND	\$1,660.18
				ROHNERT PARK PD	\$477.74
				SONOMA CO PROBATION	\$477.74
				SONOMA CO SO	\$2,866.40
07-007		\$17,124.36	4/16/2008		
				15% - 11489	\$1,669.62
				CDAA	\$171.24
				CHP-SANTA ROSA	\$2,365.31
				COTATI PD	\$3,500.00
				DA OFFICE	\$1,712.44
				GENERAL FUND	\$4,109.85
				ROHNERT PARK PD	\$889.35
				SONOMA CO PROBATION	\$889.35
				SONOMA CO SO	\$1,817.20





State of California  
**ASSET FORFEITURE REPORT - 2008**

*Table 3*

Admin Number	Docket Number	Amount Forfeited	Date Disbursed	Recipient	Amount Disbursed
07-009		\$8,463.26	11/19/2008	15% - 11489	\$825.17
				CDA A	\$84.63
				DA OFFICE	\$846.33
				GENERAL FUND	\$2,031.18
				ROHNERT PARK PD	\$584.49
				SONOMA CO PROBATION	\$584.49
				SONOMA CO SO	\$3,506.97
07-054		\$786.46	4/4/2008	15% - 11489	\$76.68
				CDA A	\$7.86
				DA OFFICE	\$78.65
				GENERAL FUND	\$188.75
				SANTA ROSA PD	\$434.52
07-066		\$2,192.72	6/4/2008	15% - 11489	\$213.79
				CDA A	\$21.93
				DA OFFICE	\$219.27
				GENERAL FUND	\$526.25
				SANTA ROSA PD	\$1,211.48
07-067A		\$25,048.71	7/30/2008	15% - 11489	\$2,442.25
				CDA A	\$250.49
				DA OFFICE	\$2,504.87
				GENERAL FUND	\$6,011.69
				SANTA ROSA PD	\$13,839.41
07-067B		\$602.00	10/31/2008	15% - 11489	\$58.69
				CDA A	\$6.02
				DA OFFICE	\$60.20
				GENERAL FUND	\$144.48
				SANTA ROSA PD	\$332.61
07-068		\$2,753.73	7/30/2008	15% - 11489	\$268.49
				CDA A	\$27.54
				DA OFFICE	\$275.37
				GENERAL FUND	\$660.90
				SANTA ROSA PD	\$1,521.43
07-081		\$18,614.45	1/8/2008	15% - 11489	\$1,814.91
				CDA A	\$186.14
				DA OFFICE	\$1,861.45
				GENERAL FUND	\$4,467.47
				SANTA ROSA PD	\$10,284.48
07-082		\$3,244.36	1/8/2008	15% - 11489	\$316.32
				CDA A	\$32.44



State of California  
**ASSET FORFEITURE REPORT - 2008**

*Table 3*

Admin Number	Docket Number	Amount Forfeited	Date Disbursed	Recipient	Amount Disbursed
				DA OFFICE	\$324.44
				GENERAL FUND	\$778.65
				SANTA ROSA PD	\$1,792.51
07-084		\$1,861.54	11/4/2008		
				15% - 11489	\$181.50
				CDA A	\$18.62
				DA OFFICE	\$186.15
				GENERAL FUND	\$446.77
				SANTA ROSA PD	\$1,028.50
07-086		\$2,060.57	2/20/2008		
				15% - 11489	\$200.91
				CDA A	\$20.60
				DA OFFICE	\$206.06
				GENERAL FUND	\$494.54
				SANTA ROSA PD	\$1,138.46
07-088		\$824.68	4/16/2008		
				15% - 11489	\$80.41
				CDA A	\$8.25
				DA OFFICE	\$82.47
				GENERAL FUND	\$197.92
				SANTA ROSA PD	\$455.63
07-091		\$3,409.39	4/18/2008		
				15% - 11489	\$332.41
				CDA A	\$34.10
				DA OFFICE	\$340.94
				GENERAL FUND	\$818.25
				SANTA ROSA PD	\$1,883.69
07-092A		\$2,456.00	7/30/2008		
				15% - 11489	\$239.46
				CDA A	\$24.56
				DA OFFICE	\$245.60
				GENERAL FUND	\$589.44
				SANTA ROSA PD	\$1,356.94
07-092B		\$5,255.00	11/4/2008		
				15% - 11489	\$512.36
				CDA A	\$52.55
				DA OFFICE	\$525.50
				GENERAL FUND	\$1,261.20
				SANTA ROSA PD	\$2,903.39
07-165		\$13,059.19	11/4/2008		
				15% - 11489	\$1,273.27
				CDA A	\$130.59
				DA OFFICE	\$1,305.92
				GENERAL FUND	\$3,134.21
				PETALUMA PD	\$7,215.20
08-001		\$56,313.17	4/16/2008		
				15% - 11489	\$5,490.53



State of California  
**ASSET FORFEITURE REPORT - 2008**

*Table 3*

Admin Number	Docket Number	Amount Forfeited	Date Disbursed	Recipient	Amount Disbursed
				CDA A	\$563.13
				DA OFFICE	\$5,631.32
				GENERAL FUND	\$13,515.16
				ROHNERT PARK PD	\$3,889.13
				SONOMA CO PROBATION	\$3,889.13
				SONOMA CO SO	\$23,334.77
08-002		\$4,996.54	12/8/2008		
				15% - 11489	\$487.16
				CDA A	\$49.97
				DA OFFICE	\$499.65
				GENERAL FUND	\$1,199.17
				SONOMA CO SO	\$2,760.59
08-004		\$14,938.75	11/4/2008		
				15% - 11489	\$1,456.53
				CDA A	\$149.38
				DA OFFICE	\$1,493.88
				GENERAL FUND	\$3,585.30
				ROHNERT PARK PD	\$1,031.71
				SONOMA CO PROBATION	\$1,031.71
				SONOMA CO SO	\$6,190.24
08-007		\$3,261.08	7/30/2008		
				15% - 11489	\$317.96
				CDA A	\$32.61
				DA OFFICE	\$326.11
				GENERAL FUND	\$782.66
				SONOMA CO SO	\$1,801.74
08-016		\$8,110.14	12/8/2008		
				15% - 11489	\$790.74
				CDA A	\$81.11
				DA OFFICE	\$811.01
				GENERAL FUND	\$1,946.43
				ROHNERT PARK PD	\$97.22
				SONOMA CO PROBATION	\$97.22
				SONOMA CO SO	\$4,286.41
08-051		\$901.06	6/4/2008		
				15% - 11489	\$87.85
				CDA A	\$9.01
				DA OFFICE	\$90.11
				GENERAL FUND	\$216.25
				SANTA ROSA PD	\$497.84
08-053A		\$2,440.00	7/7/2008		
				15% - 11489	\$237.90
				CDA A	\$24.40
				DA OFFICE	\$244.00
				GENERAL FUND	\$585.60
				SANTA ROSA PD	\$1,348.10



State of California  
**ASSET FORFEITURE REPORT - 2008**

*Table 3*

Admin Number	Docket Number	Amount Forfeited	Date Disbursed	Recipient	Amount Disbursed
08-053B		\$2,131.00	7/30/2008	15% - 11489	\$207.77
				CDA A	\$21.31
				DA OFFICE	\$213.10
				GENERAL FUND	\$511.44
				SANTA ROSA PD	\$1,177.38
08-053C		\$968.20	11/4/2008	15% - 11489	\$94.40
				CDA A	\$9.68
				DA OFFICE	\$96.82
				GENERAL FUND	\$232.37
				SANTA ROSA PD	\$534.93
08-055		\$1,403.40	7/30/2008	15% - 11489	\$136.83
				CDA A	\$14.03
				DA OFFICE	\$140.34
				GENERAL FUND	\$336.82
				SANTA ROSA PD	\$775.38
08-061		\$971.12	12/17/2008	15% - 11489	\$94.68
				CDA A	\$9.71
				DA OFFICE	\$97.11
				GENERAL FUND	\$233.07
				SANTA ROSA PD	\$536.55
08-126B		\$557.05	6/6/2008	15% - 11489	\$54.31
				CDA A	\$5.57
				DA OFFICE	\$55.71
				GENERAL FUND	\$133.69
				HEALDSBURG PD	\$307.77
08-M01		\$4,931.74	3/11/2008	15% - 11489	\$480.84
				CA DOJ-BNE SONOMA	\$207.08
				CDA A	\$49.32
				DA OFFICE	\$493.17
				GENERAL FUND	\$1,183.62
				PETALUMA PD	\$207.08
				ROHNERT PARK PD	\$207.08
				SANTA ROSA PD	\$354.23
				SONOMA CO PROBATION	\$207.08
				SONOMA CO SO	\$1,471.40
SONOMA PD	\$70.84				

**SONOMA**

**\$332,854.61**



State of California  
**ASSET FORFEITURE REPORT - 2008**

*Table 3*

Admin Number	Docket Number	Amount Forfeited	Date Disbursed	Recipient	Amount Disbursed
<b>STANISLAUS</b>					
F0509033	1098211	\$852.75	2/6/2008	15% - 11489	\$83.14
				CDAA	\$8.53
				DA OFFICE	\$85.27
				GENERAL FUND	\$204.66
				MODESTO PD	\$471.15
F0601004	1100850	\$3,648.80	2/6/2008	15% - 11489	\$355.76
				CDAA	\$36.49
				DA OFFICE	\$364.88
				GENERAL FUND	\$875.71
				MODESTO PD	\$2,015.96
F0602008	1104272	\$1,862.74	7/9/2008	15% - 11489	\$181.61
				CDAA	\$18.63
				DA OFFICE	\$186.27
				GENERAL FUND	\$447.06
				STANISLAUS DRUG ENF AGY	\$1,029.17
F0602010	1102199	\$3,291.39	10/9/2008	15% - 11489	\$320.91
				CDAA	\$32.92
				DA OFFICE	\$329.14
				GENERAL FUND	\$789.93
				MODESTO PD	\$1,818.49
F0603021	1105659	\$3,605.67	3/13/2008	15% - 11489	\$351.55
				CDAA	\$36.06
				CERES PD	\$1,992.13
				DA OFFICE	\$360.57
				GENERAL FUND	\$865.36
F0603025	1106462	\$2,379.85	2/6/2008	15% - 11489	\$232.04
				CDAA	\$23.80
				DA OFFICE	\$237.99
				GENERAL FUND	\$571.16
				MODESTO PD	\$1,314.86
F0605017	1209746	\$24,220.33	6/11/2008	15% - 11489	\$2,361.48
				CDAA	\$242.20
				DA OFFICE	\$2,422.03
				GENERAL FUND	\$5,812.88
				SSJMMTF-HIDTA	\$6,690.87
				STANISLAUS DRUG ENF AGY	\$6,690.87
F0606049	1212494	\$11,959.26	8/11/2008	15% - 11489	\$1,166.03
				CDAA	\$119.59



State of California  
**ASSET FORFEITURE REPORT - 2008**

*Table 3*

Admin Number	Docket Number	Amount Forfeited	Date Disbursed	Recipient	Amount Disbursed
				DA OFFICE	\$1,195.93
				GENERAL FUND	\$2,870.22
				STANISLAUS DRUG ENF AGY	\$6,607.49
F0608040	1213465	\$3,602.92	2/27/2008	15% - 11489	\$351.29
				CDA A	\$36.03
				DA OFFICE	\$360.29
				GENERAL FUND	\$864.70
				MODESTO PD	\$1,990.61
F0608045	1214155	\$1,132.41	2/11/2008	15% - 11489	\$110.41
				CDA A	\$11.32
				DA OFFICE	\$113.24
				GENERAL FUND	\$271.78
				MODESTO PD	\$625.66
F0608047	1215300	\$1,933.28	2/6/2008	15% - 11489	\$188.49
				CDA A	\$19.33
				DA OFFICE	\$193.33
				GENERAL FUND	\$463.99
				MODESTO PD	\$1,068.14
F0608051	1213645	\$3,820.53	6/11/2008	15% - 11489	\$372.50
				CDA A	\$38.21
				DA OFFICE	\$382.05
				GENERAL FUND	\$916.93
				STANISLAUS DRUG ENF AGY	\$2,110.84
F0609038	1214987	\$1,713.57	2/6/2008	15% - 11489	\$167.07
				CDA A	\$17.13
				DA OFFICE	\$171.36
				GENERAL FUND	\$411.26
				MODESTO PD	\$946.75
F0609039	1214792	\$538.06	2/11/2008	15% - 11489	\$52.46
				CDA A	\$5.38
				DA OFFICE	\$53.81
				GENERAL FUND	\$129.13
				MODESTO PD	\$297.28
F0610046	1217383	\$1,964.28	2/6/2008	15% - 11489	\$191.52
				CDA A	\$19.64
				DA OFFICE	\$196.43
				GENERAL FUND	\$471.43
				MODESTO PD	\$1,085.26
F0610058	1217615	\$1,360.81	2/6/2008	15% - 11489	\$132.68



State of California  
**ASSET FORFEITURE REPORT - 2008**

*Table 3*

Admin Number	Docket Number	Amount Forfeited	Date Disbursed	Recipient	Amount Disbursed
				CDA	\$13.61
				DA OFFICE	\$136.08
				GENERAL FUND	\$326.59
				MODESTO PD	\$751.85
F0610059	1217161	\$1,990.56	2/11/2008		
				15% - 11489	\$194.08
				CDA	\$19.91
				DA OFFICE	\$199.06
				GENERAL FUND	\$477.73
				MODESTO PD	\$1,099.78
F0611042	1219339	\$17,152.24	11/13/2008		
				15% - 11489	\$1,672.34
				CDA	\$171.52
				DA OFFICE	\$1,715.22
				GENERAL FUND	\$4,116.54
				SSJMMTF-HIDTA	\$6,159.79
				STANISLAUS DRUG ENF AGY	\$3,316.83
F0611060	1218100	\$4,977.28	6/11/2008		
				15% - 11489	\$485.28
				CDA	\$49.77
				DA OFFICE	\$497.73
				GENERAL FUND	\$1,194.55
				STANISLAUS CO SO	\$2,749.95
F0611062	1218139	\$4,041.14	2/11/2008		
				15% - 11489	\$394.01
				CDA	\$40.41
				DA OFFICE	\$404.12
				GENERAL FUND	\$969.87
				MODESTO PD	\$2,232.73
F0612044	1219985	\$1,500.99	2/11/2008		
				15% - 11489	\$146.35
				CDA	\$15.01
				DA OFFICE	\$150.10
				GENERAL FUND	\$360.24
				MODESTO PD	\$829.29
F0701002	1108680	\$6,081.14	6/11/2008		
				15% - 11489	\$592.91
				CDA	\$60.81
				DA OFFICE	\$608.12
				GENERAL FUND	\$1,459.47
				MODESTO PD	\$3,359.83
F0701008	1219513	\$3,391.71	2/6/2008		
				15% - 11489	\$330.69
				CDA	\$33.92
				DA OFFICE	\$339.17
				GENERAL FUND	\$814.01
				MODESTO PD	\$1,873.92



State of California  
**ASSET FORFEITURE REPORT - 2008**

*Table 3*

Admin Number	Docket Number	Amount Forfeited	Date Disbursed	Recipient	Amount Disbursed
F0701009	1221947	\$509.15	2/6/2008	15% - 11489	\$49.64
				CDA A	\$5.09
				DA OFFICE	\$50.91
				GENERAL FUND	\$122.20
				MODESTO PD	\$281.31
F0701010	1222018	\$2,258.66	2/6/2008	15% - 11489	\$220.22
				CDA A	\$22.59
				DA OFFICE	\$225.86
				GENERAL FUND	\$542.08
				MODESTO PD	\$1,247.91
F0701012	1221436	\$776.38	2/27/2008	15% - 11489	\$75.69
				CDA A	\$7.76
				DA OFFICE	\$77.64
				GENERAL FUND	\$186.33
				TURLOCK PD	\$428.96
F0701014	1215044	\$639.96	5/9/2008	15% - 11489	\$62.39
				CDA A	\$6.40
				DA OFFICE	\$64.00
				GENERAL FUND	\$153.59
				STANISLAUS DRUG ENF AGY	\$353.58
F0701018	1221873	\$1,958.80	5/9/2008	15% - 11489	\$190.98
				CDA A	\$19.59
				DA OFFICE	\$195.88
				GENERAL FUND	\$470.11
				STANISLAUS DRUG ENF AGY	\$1,082.24
F0702004	1223620	\$571.00	3/13/2008	15% - 11489	\$55.67
				CDA A	\$5.71
				CERES PD	\$315.48
				DA OFFICE	\$57.10
				GENERAL FUND	\$137.04
F0704019	1226288	\$1,051.25	7/9/2008	15% - 11489	\$102.49
				CDA A	\$10.51
				CERES PD	\$290.41
				DA OFFICE	\$105.13
				GENERAL FUND	\$252.30
F0705021	1228253	\$1,076.25	5/9/2008	15% - 11489	\$78.70
				CDA A	\$10.76
				CHP-MODESTO	\$174.89





State of California  
**ASSET FORFEITURE REPORT - 2008**

*Table 3*

Admin Number	Docket Number	Amount Forfeited	Date Disbursed	Recipient	Amount Disbursed
				DA OFFICE	\$107.63
				GENERAL FUND	\$258.30
				STANISLAUS DRUG ENF AGY	\$445.97
F0705022	1228388	\$486.39	7/9/2008		
				15% - 11489	\$47.42
				CDA A	\$4.87
				DA OFFICE	\$48.64
				GENERAL FUND	\$116.73
				STANISLAUS DRUG ENF AGY	\$268.73
F0706030	1229618	\$1,499.43	7/9/2008		
				15% - 11489	\$146.19
				CDA A	\$15.00
				DA OFFICE	\$149.94
				GENERAL FUND	\$359.86
				STANISLAUS DRUG ENF AGY	\$414.22
				TURLOCK PD	\$414.22
F0709042	1234730	\$312.25	7/9/2008		
				15% - 11489	\$30.44
				CDA A	\$3.12
				DA OFFICE	\$31.23
				GENERAL FUND	\$74.94
				TURLOCK PD	\$172.52
F0710037	1235384	\$2,325.30	2/27/2008		
				15% - 11489	\$226.72
				CDA A	\$23.25
				DA OFFICE	\$232.53
				GENERAL FUND	\$558.07
				TURLOCK PD	\$1,284.73
F0711039	1236724	\$1,126.10	5/12/2008		
				15% - 11489	\$109.79
				CDA A	\$11.26
				DA OFFICE	\$112.61
				GENERAL FUND	\$270.26
				TURLOCK PD	\$622.18
F0711045	1237792	\$736.34	7/9/2008		
				15% - 11489	\$71.79
				CDA A	\$7.36
				DA OFFICE	\$73.64
				GENERAL FUND	\$176.72
				TURLOCK PD	\$406.83
F0801001	1241083	\$1,417.43	11/13/2008		
				15% - 11489	\$138.20
				CDA A	\$14.18
				DA OFFICE	\$141.74
				GENERAL FUND	\$340.18
				STANISLAUS DRUG ENF AGY	\$783.13



State of California  
ASSET FORFEITURE REPORT - 2008

Table 3

Admin Number	Docket Number	Amount Forfeited	Date Disbursed	Recipient	Amount Disbursed
F0801002	1238157	\$2,048.23	11/13/2008	15% - 11489	\$149.78
				CDA	\$20.48
				CHP-MODESTO	\$332.83
				DA OFFICE	\$204.82
				GENERAL FUND	\$491.58
				STANISLAUS CAL-MMET	\$424.37
				STANISLAUS DRUG ENF AGY	\$424.37
<b>STANISLAUS</b>					<b>\$125,814.63</b>



State of California  
**ASSET FORFEITURE REPORT - 2008**

*Table 3*

Admin Number	Docket Number	Amount Forfeited	Date Disbursed	Recipient	Amount Disbursed
<b>SUTTER</b>					
05-0002		\$1,760.16	2/27/2008	CDA A	\$17.60
				DA OFFICE	\$176.02
				GENERAL FUND	\$422.44
				TF NET-5	\$1,144.10
06-0002		\$1,294.21	6/24/2008	CDA A	\$12.94
				DA OFFICE	\$129.42
				GENERAL FUND	\$310.61
				TF NET-5	\$841.24
06-0004		\$3,712.85	6/24/2008	CDA A	\$37.13
				DA OFFICE	\$371.29
				GENERAL FUND	\$891.08
				TF NET-5	\$2,413.35
06-0006		\$3,837.09	6/24/2008	CDA A	\$38.37
				DA OFFICE	\$383.71
				GENERAL FUND	\$920.90
				TF NET-5	\$2,494.11
06-0007		\$1,220.09	6/23/2008	CDA A	\$12.20
				DA OFFICE	\$122.01
				GENERAL FUND	\$292.82
				TF NET-5	\$793.06
07-0001		\$909.11	6/23/2008	CDA A	\$9.09
				DA OFFICE	\$90.91
				GENERAL FUND	\$218.19
				TF NET-5	\$590.92
07-0002		\$39,018.38	6/16/2008	CDA A	\$390.18
				DA OFFICE	\$3,901.84
				GENERAL FUND	\$9,364.41
				TF NET-5	\$25,361.95
07-0004		\$1,499.32	6/23/2008	CDA A	\$14.99
				DA OFFICE	\$149.93
				GENERAL FUND	\$359.84
				TF NET-5	\$974.56
07-0006		\$10,740.22	9/25/2008	LA IMPACT	\$10,740.22
08-0003		\$28,408.63	10/24/2008	BUTTE CO SO	\$18,465.61
				CDA A	\$284.09
				DA OFFICE	\$2,840.86



State of California  
ASSET FORFEITURE REPORT - 2008

Table 3

Admin Number	Docket Number	Amount Forfeited	Date Disbursed	Recipient	Amount Disbursed
08-0006		\$607.07	9/25/2008	GENERAL FUND	\$6,818.07
				CDA	\$6.07
				DA OFFICE	\$60.71
				GENERAL FUND	\$145.70
				TF NET-5	\$394.59
08-0007		\$1,428.42	10/20/2008		
				CDA	\$14.28
				DA OFFICE	\$142.84
				GENERAL FUND	\$342.82
				TF NET-5	\$928.48
<b>SUTTER</b>					<b>\$94,435.55</b>



State of California  
**ASSET FORFEITURE REPORT - 2008**

*Table 3*

Admin Number	Docket Number	Amount Forfeited	Date Disbursed	Recipient	Amount Disbursed
<b>TEHAMA</b>					
AS05-355	CI53406	\$9,353.90	4/28/2008	CDA A	\$93.54
				GENERAL FUND	\$2,244.94
				TARGET	\$912.01
				TEHAMA CO DA	\$935.39
				TF TAGMET	\$5,168.02
AS05-359b		\$800.00	9/3/2008	CDA A	\$8.00
				GENERAL FUND	\$192.00
				TARGET	\$78.00
				TEHAMA CO DA	\$80.00
				TEHAMA CO SO	\$442.00
AS05-361	CI53406	\$32,819.75	5/7/2008	CDA A	\$328.20
				CHP-RED BLUFF	\$4,533.23
				GENERAL FUND	\$7,876.74
				TARGET	\$3,199.93
				TEHAMA CO DA	\$3,281.98
AS07-381		\$642.55	4/28/2008	TF TAGMET	\$13,599.67
				CDA A	\$6.43
				GENERAL FUND	\$154.21
				TARGET	\$62.65
				TEHAMA CO DA	\$419.26
AS07-382		\$3,556.43	9/3/2008	CDA A	\$35.56
				GENERAL FUND	\$853.54
				TARGET	\$346.76
				TEHAMA CO DA	\$355.64
				TF TIDE	\$1,964.93
AS07-384		\$1,022.39	9/17/2008	CDA A	\$10.22
				GENERAL FUND	\$245.37
				TARGET	\$99.69
				TEHAMA CO DA	\$102.24
				TF TIDE	\$564.87
AS07-386		\$3,874.02	10/2/2008	CDA A	\$38.74
				GENERAL FUND	\$929.76
				TARGET	\$377.71
				TEHAMA CO DA	\$387.40
				TEHAMA CO SO	\$2,140.41
AS07-388		\$2,274.01	10/2/2008	CDA A	\$22.74
				GENERAL FUND	\$545.76
				TARGET	\$221.71



State of California  
**ASSET FORFEITURE REPORT - 2008**

*Table 3*

Admin Number	Docket Number	Amount Forfeited	Date Disbursed	Recipient	Amount Disbursed				
AS07-390		\$2,775.52	10/2/2008	TEHAMA CO DA	\$227.40				
				TEHAMA CO SO	\$1,256.40				
				CDAA	\$27.76				
				GENERAL FUND	\$666.12				
				TARGET	\$270.61				
				TEHAMA CO DA	\$277.55				
AS07-391		\$772.19	2/27/2008	TEHAMA CO SO	\$1,533.48				
				CDAA	\$7.72				
				GENERAL FUND	\$185.33				
				TARGET	\$75.29				
				TEHAMA CO DA	\$77.22				
				TF TIDE	\$426.63				
AS07-393		\$1,401.61	4/2/2008	CDAA	\$14.02				
				GENERAL FUND	\$336.39				
				TARGET	\$136.66				
				TEHAMA CO DA	\$140.16				
				TF TIDE	\$774.38				
				CDAA	\$16.89				
AS08-396		\$1,688.84	5/7/2008	GENERAL FUND	\$405.32				
				TARGET	\$164.67				
				TEHAMA CO DA	\$168.88				
				TF TIDE	\$933.08				
				<b>TEHAMA</b>					<b>\$60,981.21</b>



State of California  
**ASSET FORFEITURE REPORT - 2008**

*Table 3*

Admin Number	Docket Number	Amount Forfeited	Date Disbursed	Recipient	Amount Disbursed
<b>TULARE</b>					
006-06214	06-113227	\$3,417.23	5/7/2008	CDA DA OFFICE GENERAL FUND VISALIA PD	\$34.17 \$500.00 \$820.14 \$2,062.92
006-6639		\$2,457.50	11/21/2008	CDA DA OFFICE GENERAL FUND PORTERVILLE PD	\$24.58 \$245.74 \$589.80 \$1,597.38
006-6775	06-220822	\$31,839.91	3/10/2008	CDA DA OFFICE GENERAL FUND PORTERVILLE PD	\$318.40 \$7,553.08 \$3,272.45 \$20,695.98
006-8661		\$44,161.16	3/10/2008	CDA DA OFFICE GENERAL FUND PORTERVILLE PD	\$441.61 \$4,416.12 \$10,598.68 \$28,704.75
007-8733		\$2,261.23	/68/2008	DA OFFICE GENERAL FUND PORTERVILLE PD	\$248.73 \$542.70 \$1,469.80
007-9374		\$10,673.96	6/18/2008	CDA DA OFFICE GENERAL FUND PORTERVILLE PD	\$41.11 \$1,133.03 \$2,561.75 \$6,938.07
06-13225	06-114782	\$1,645.49	3/10/2008	CDA DA OFFICE GENERAL FUND VISALIA PD	\$16.45 \$500.00 \$394.92 \$734.12
06-70160	06-219913	\$67,631.56	6/2/2008	CDA DA OFFICE GENERAL FUND PORTERVILLE PD TULARE CO SO	\$676.32 \$6,763.16 \$16,231.57 \$4,396.05 \$39,564.46
07-16397		\$1,795.36	1/4/2008	CDA DA OFFICE GENERAL FUND VISALIA PD	\$17.95 \$500.00 \$430.89 \$846.52



State of California  
**ASSET FORFEITURE REPORT - 2008**

*Table 3*

Admin Number	Docket Number	Amount Forfeited	Date Disbursed	Recipient	Amount Disbursed
07-16567	07-225862	\$1,553.48	8/27/2008	CDA A	\$15.53
				DA OFFICE	\$500.01
				GENERAL FUND	\$372.83
				VISALIA PD	\$665.11
07-17707	07-225976	\$1,295.09	7/25/2008	CDA A	\$12.95
				DA OFFICE	\$500.00
				GENERAL FUND	\$310.82
				VISALIA PD	\$471.32
07-20146		\$1,695.84	5/16/2008	CDA A	\$16.96
				DA OFFICE	\$500.00
				GENERAL FUND	\$407.00
				VISALIA PD	\$771.88
07-40151		\$16,421.49	1/10/2008	CDA A	\$164.21
				DA OFFICE	\$1,642.15
				GENERAL FUND	\$3,941.16
				TULARE CO SO	\$10,673.97
07-60010	07-225006	\$8,527.56	8/28/2008	CDA A	\$85.28
				DA OFFICE	\$852.75
				GENERAL FUND	\$2,046.61
				SOUTH. TRI-COUNTY HIDTA	\$2,771.46
				TULARE CO SO	\$2,771.46
07-70284		\$6,175.37	3/10/2008	CDA A	\$61.75
				DA OFFICE	\$617.54
				GENERAL FUND	\$1,482.09
				TULARE CO SO	\$4,013.99
08-00046	08-226733	\$1,419.32	9/11/2008	CDA A	\$14.19
				DA OFFICE	\$500.00
				GENERAL FUND	\$340.64
				VISALIA PD	\$564.49
08-00178	08-226758	\$3,259.32	10/15/2008	CDA A	\$32.59
				DA OFFICE	\$500.00
				GENERAL FUND	\$782.24
				VISALIA PD	\$1,944.49
08-00784		\$4,902.89	5/16/2008	CDA A	\$49.03
				DA OFFICE	\$500.00
				GENERAL FUND	\$1,176.69
				VISALIA PD	\$3,177.17





State of California  
**ASSET FORFEITURE REPORT - 2008**

*Table 3*

Admin Number	Docket Number	Amount Forfeited	Date Disbursed	Recipient	Amount Disbursed
08-02131		\$3,676.65	7/25/2008	CDA DA OFFICE GENERAL FUND VISALIA PD	\$36.77 \$499.99 \$882.40 \$2,257.49
08-06895		\$1,078.83	8/27/2008	CDA DA OFFICE GENERAL FUND VISALIA PD	\$10.79 \$500.00 \$258.92 \$309.12
08-08744	08-228679	\$1,456.23	12/2/2008	CDA DA OFFICE GENERAL FUND VISALIA PD	\$14.56 \$500.00 \$349.50 \$592.17
08-10563		\$5,685.25	12/12/2008	CDA DA OFFICE GENERAL FUND VISALIA PD	\$56.85 \$568.53 \$1,364.46 \$3,695.41
08-12450		\$5,198.20	12/2/2008	CDA DA OFFICE GENERAL FUND VISALIA PD	\$51.98 \$519.82 \$1,247.57 \$3,378.83
08-40247		\$3,448.45	10/28/2008	CDA DA OFFICE DINUBA PD GENERAL FUND TULARE CO SO	\$34.48 \$344.85 \$560.37 \$827.63 \$1,681.12
08-80212		\$2,658.18	12/12/2008	CDA DA OFFICE GENERAL FUND TULARE CO SO	\$26.58 \$265.82 \$637.96 \$1,727.82
AF-06-003	06-116555	\$9,381.49	6/18/2008	DA OFFICE GENERAL FUND LINDSAY PD	\$1,031.96 \$2,251.56 \$6,097.97
AF-07-004		\$1,553.46	4/11/2008	CDA DA OFFICE EXETER PD FARMERSVILLE PD GENERAL FUND LINDSAY PD	\$15.53 \$155.34 \$252.44 \$252.44 \$372.83 \$252.44



State of California  
**ASSET FORFEITURE REPORT - 2008**

*Table 3*

Admin Number	Docket Number	Amount Forfeited	Date Disbursed	Recipient	Amount Disbursed
TG0707093		\$1,143.31	2/4/2008	WOODLAKE PD	\$252.44
				CDA A	\$11.43
				DA OFFICE	\$114.34
				GENERAL FUND	\$274.39
TG0709258		\$414.28	12/12/2009	TULARE PD	\$743.15
				CDA A	\$4.14
				DA OFFICE	\$41.43
				GENERAL FUND	\$99.43
TG0800505		\$7,285.17	7/25/2008	TULARE PD	\$269.28
				CDA A	\$63.44
				CDA A	\$9.41
				DA OFFICE	\$634.42
				DA OFFICE	\$94.10
				GENERAL FUND	\$1,522.59
				GENERAL FUND	\$225.85
				TULARE PD	\$4,123.68
TULARE PD	\$611.68				
<b>TULARE</b>					<b>\$254,113.26</b>



State of California  
ASSET FORFEITURE REPORT - 2008

Table 3

Admin Number	Docket Number	Amount Forfeited	Date Disbursed	Recipient	Amount Disbursed
<b>TUOLUMNE</b>					
07-3821		\$885.11	12/5/2008	CDA DA OFFICE GENERAL FUND TUOLUMNE CO SO	\$8.85 \$88.51 \$212.43 \$575.32
08-0733		\$9,701.08	12/5/2008	CDA DA OFFICE GENERAL FUND TUOLUMNE CO SO	\$97.01 \$970.11 \$2,328.26 \$6,305.70
08-1756		\$2,815.68	12/5/2008	CDA DA OFFICE GENERAL FUND TUOLUMNE CO SO	\$28.16 \$281.57 \$675.76 \$1,830.19
<b>TUOLUMNE</b>					<b>\$13,401.87</b>



State of California  
**ASSET FORFEITURE REPORT - 2008**

*Table 3*

Admin Number	Docket Number	Amount Forfeited	Date Disbursed	Recipient	Amount Disbursed
<b>VENTURA</b>					
FS06-036-2		\$3,075.00	1/21/2008	CDA A	\$30.75
				DA OFFICE	\$307.50
				GENERAL FUND	\$738.00
				VENTURA CO SO	\$1,998.75
FS06-064-2		\$4,800.00	2/22/2008	CDA A	\$48.00
				DA OFFICE	\$480.00
				GENERAL FUND	\$1,152.00
				VENTURA CO SO	\$3,120.00
FS06-064-3		\$4,800.00	2/22/2008	CDA A	\$48.00
				DA OFFICE	\$480.00
				GENERAL FUND	\$1,152.00
				VENTURA CO SO	\$3,120.00
FS06-065		\$1,173.81	5/28/2008	CDA A	\$11.74
				DA OFFICE	\$117.38
				GENERAL FUND	\$281.71
				OXNARD PD	\$762.98
FS06-069		\$1,352.51	4/15/2008	CDA A	\$13.53
				DA OFFICE	\$135.25
				GENERAL FUND	\$324.60
				VENTURA CO SO	\$879.13
FS06-093		\$872.63	6/18/2008	CDA A	\$8.73
				DA OFFICE	\$87.26
				GENERAL FUND	\$209.43
				VENTURA PD	\$567.21
FS07-001		\$96,584.60	1/28/2008	CDA A	\$965.85
				DA OFFICE	\$9,658.46
				GENERAL FUND	\$23,180.30
				OXNARD PD	\$62,779.99
FS07-010		\$1,135.95	10/6/2008	CDA A	\$11.36
				CHP-VENTURA	\$62.37
				CHP-VENTURA	\$675.99
				DA OFFICE	\$113.60
				GENERAL FUND	\$272.63
FS07-013		\$2,208.58	4/15/2008	CDA A	\$22.09
				DA OFFICE	\$220.86
				GENERAL FUND	\$530.06
				VENTURA CO SO	\$1,435.57



State of California  
**ASSET FORFEITURE REPORT - 2008**

*Table 3*

Admin Number	Docket Number	Amount Forfeited	Date Disbursed	Recipient	Amount Disbursed
FS07-018		\$7,779.47	5/28/2008	CDA	\$77.79
				CHP-VENTURA	\$5,056.66
				DA OFFICE	\$777.95
				GENERAL FUND	\$1,867.07
FS07-021		\$43,589.55	6/26/2008	CDA	\$435.90
				DA OFFICE	\$4,358.96
				GENERAL FUND	\$10,461.49
				SIMI VALLEY PD	\$28,333.20
FS07-029		\$1,369.53	5/20/2008	CDA	\$13.70
				DA OFFICE	\$136.95
				GENERAL FUND	\$328.69
				VENTURA CO SO	\$890.19
FS07-031		\$13,963.08	5/20/2008	CDA	\$139.63
				DA OFFICE	\$1,396.31
				GENERAL FUND	\$3,351.14
				VENTURA CO DA	\$9,076.00
FS07-038		\$59,052.70	10/23/2008	CDA	\$590.53
				DA OFFICE	\$5,905.27
				GENERAL FUND	\$14,172.65
				VCCAT	\$17,343.09
FS07-047		\$10,675.49	8/11/2008	CDA	\$106.75
				DA OFFICE	\$1,067.55
				GENERAL FUND	\$2,562.12
				VENTURA CO SO	\$6,939.07
FS07-055		\$1,030.71	6/4/2008	CDA	\$10.31
				DA OFFICE	\$103.07
				GENERAL FUND	\$247.37
				VENTURA CO SO	\$669.96
FS07-060		\$18,093.85	6/26/2008	CDA	\$180.94
				DA OFFICE	\$1,809.39
				GENERAL FUND	\$4,342.52
				VENTURA CO SO	\$3,469.68
FS07-072		\$387.03	2/22/2008	CDA	\$3.87
				DA OFFICE	\$38.70
				GENERAL FUND	\$92.89
				OXNARD PD	\$251.57



State of California  
**ASSET FORFEITURE REPORT - 2008**

*Table 3*

Admin Number	Docket Number	Amount Forfeited	Date Disbursed	Recipient	Amount Disbursed
FS07-074		\$4,798.72	9/9/2008	CDA DA OFFICE GENERAL FUND VENTURA CO SO	\$47.99 \$479.87 \$1,151.69 \$3,119.17
FS07-075		\$3,634.10	7/21/2008	CDA DA OFFICE GENERAL FUND OXNARD PD	\$36.34 \$363.41 \$872.18 \$2,362.17
FS07-080		\$2,022.50	1/21/2008	CDA DA OFFICE GENERAL FUND VENTURA PD	\$20.23 \$202.25 \$485.40 \$1,314.62
FS07-084		\$1,502.71	1/21/2008	CDA DA OFFICE GENERAL FUND VENTURA CO SO	\$15.03 \$150.27 \$360.65 \$976.76
FS07-086		\$1,004.71	1/8/2008	CDA DA OFFICE GENERAL FUND SIMI VALLEY PD	\$10.05 \$100.47 \$241.13 \$653.06
FS07-087		\$17,006.71	1/21/2008	CDA DA OFFICE GENERAL FUND SANTA PAULA PD	\$170.07 \$1,700.67 \$4,081.61 \$11,054.36
FS07-088		\$2,752.71	1/21/2008	CDA DA OFFICE GENERAL FUND VENTURA CO SO	\$27.53 \$275.27 \$660.65 \$1,789.26
FS07-089		\$826.37	2/22/2008	CDA DA OFFICE GENERAL FUND VENTURA PD	\$8.26 \$82.64 \$198.33 \$537.14
FS07-091		\$577.40	5/20/2008	CDA DA OFFICE GENERAL FUND VENTURA CO SO	\$5.77 \$57.74 \$138.58 \$375.31
FS07-092		\$7,424.71	1/11/2008	CDA	\$74.25



State of California  
**ASSET FORFEITURE REPORT - 2008**

*Table 3*

Admin Number	Docket Number	Amount Forfeited	Date Disbursed	Recipient	Amount Disbursed
				DA OFFICE	\$742.47
				GENERAL FUND	\$1,781.93
				SIMI VALLEY PD	\$4,826.06
FS07-093		\$535.71	3/10/2008		
				CDA A	\$5.36
				DA OFFICE	\$53.57
				GENERAL FUND	\$128.57
				VENTURA CO SO	\$348.21
FS07-094		\$686.10	1/21/2008		
				CDA A	\$6.86
				DA OFFICE	\$68.61
				GENERAL FUND	\$164.66
				VENTURA CO SO	\$445.97
FS07-095		\$2,800.24	2/22/2008		
				CDA A	\$28.00
				DA OFFICE	\$280.02
				GENERAL FUND	\$672.06
				VENTURA PD	\$1,820.16
FS07-096		\$8,464.71	1/21/2008		
				CDA A	\$84.65
				DA OFFICE	\$846.47
				GENERAL FUND	\$2,031.53
				VENTURA CO SO	\$5,502.06
FS07-097		\$519.71	3/10/2008		
				CDA A	\$5.20
				DA OFFICE	\$51.97
				GENERAL FUND	\$124.73
				VENTURA CO SO	\$337.81
FS07-098		\$990.65	1/11/2008		
				CDA A	\$9.91
				DA OFFICE	\$99.07
				GENERAL FUND	\$237.76
				SIMI VALLEY PD	\$643.91
FS07-099		\$795.71	2/22/2008		
				CDA A	\$7.96
				DA OFFICE	\$79.57
				GENERAL FUND	\$190.97
				OXNARD PD	\$517.21
FS07-100		\$1,404.89	5/5/2008		
				CDA A	\$14.05
				DA OFFICE	\$140.49
				GENERAL FUND	\$337.17
				OXNARD PD	\$913.18
FS07-102		\$679.71	3/10/2008		
				CDA A	\$6.80
				DA OFFICE	\$67.97
				GENERAL FUND	\$163.13



State of California  
**ASSET FORFEITURE REPORT - 2008**

*Table 3*

Admin Number	Docket Number	Amount Forfeited	Date Disbursed	Recipient	Amount Disbursed
FS07-107		\$1,464.71	3/10/2008	VENTURA CO SO	\$441.81
				CDA A	\$14.65
				DA OFFICE	\$146.47
				GENERAL FUND	\$351.53
				SIMI VALLEY PD	\$952.06
FS07-109		\$2,984.71	7/2/2008	CDA A	\$29.85
				DA OFFICE	\$298.47
				GENERAL FUND	\$716.33
				SIMI VALLEY PD	\$1,940.06
				FS07-110	
DA OFFICE	\$66.87				
GENERAL FUND	\$160.49				
SIMI VALLEY PD	\$434.66				
FS07-111		\$2,907.20	6/10/2008		
				DA OFFICE	\$290.72
				GENERAL FUND	\$697.73
				OXNARD PD	\$1,889.68
				FS07-114	
DA OFFICE	\$59.17				
GENERAL FUND	\$142.01				
VENTURA CO SO	\$384.61				
FS08-001		\$4,006.74	5/20/2008		
				DA OFFICE	\$400.67
				GENERAL FUND	\$961.62
				SIMI VALLEY PD	\$2,604.38
				FS08-002	
DA OFFICE	\$49.77				
GENERAL FUND	\$119.45				
SANTA PAULA PD	\$323.51				
FS08-003		\$1,847.71	5/20/2008		
				DA OFFICE	\$184.77
				GENERAL FUND	\$443.45
				VENTURA CO SO	\$1,201.01
				FS08-004	
DA OFFICE	\$642.47				
GENERAL FUND	\$1,541.93				
VENTURA CO SO	\$4,176.06				





State of California  
**ASSET FORFEITURE REPORT - 2008**

*Table 3*

Admin Number	Docket Number	Amount Forfeited	Date Disbursed	Recipient	Amount Disbursed
FS08-006		\$9,869.71	5/20/2008	CDA A	\$98.70
				DA OFFICE	\$986.97
				GENERAL FUND	\$2,368.73
				VENTURA CO SO	\$6,415.31
FS08-007		\$693.55	6/10/2008	CDA A	\$6.94
				DA OFFICE	\$69.36
				GENERAL FUND	\$166.45
				OXNARD PD	\$450.80
FS08-008		\$205.26	6/10/2008	CDA A	\$2.05
				DA OFFICE	\$20.53
				GENERAL FUND	\$49.26
				OXNARD PD	\$133.42
FS08-013		\$935.71	5/20/2008	CDA A	\$9.36
				DA OFFICE	\$93.57
				GENERAL FUND	\$224.57
				VENTURA CO SO	\$608.21
FS08-014		\$809.71	5/20/2008	CDA A	\$8.10
				DA OFFICE	\$80.97
				GENERAL FUND	\$194.33
				VENTURA CO DA	\$526.31
FS08-015		\$680.43	6/18/2008	CDA A	\$6.80
				DA OFFICE	\$68.04
				GENERAL FUND	\$163.30
				VENTURA CO DA	\$442.29
FS08-016		\$406.09	6/18/2008	CDA A	\$4.06
				DA OFFICE	\$40.61
				GENERAL FUND	\$97.46
				VENTURA PD	\$263.96
FS08-017		\$566.57	7/21/2008	CDA A	\$5.67
				DA OFFICE	\$56.66
				GENERAL FUND	\$135.98
				OXNARD PD	\$368.26
FS08-018		\$1,479.64	10/23/2008	CDA A	\$14.80
				DA OFFICE	\$147.96
				GENERAL FUND	\$355.11
				VENTURA CO SO	\$961.77
FS08-020		\$1,225.46	8/18/2008	CDA A	\$12.25



State of California  
**ASSET FORFEITURE REPORT - 2008**

*Table 3*

Admin Number	Docket Number	Amount Forfeited	Date Disbursed	Recipient	Amount Disbursed
				CHP-VENTURA	\$796.55
				DA OFFICE	\$122.55
				GENERAL FUND	\$294.11
FS08-021		\$6,463.71	8/11/2008		
				CDA A	\$64.64
				DA OFFICE	\$646.37
				GENERAL FUND	\$1,551.29
				VENTURA CO SO	\$4,201.41
FS08-022		\$22,857.06	7/21/2008		
				CDA A	\$228.57
				DA OFFICE	\$2,285.71
				GENERAL FUND	\$5,485.69
				VENTURA CO SO	\$14,857.09
FS08-023		\$385.72	9/3/2008		
				CDA A	\$3.86
				DA OFFICE	\$38.57
				GENERAL FUND	\$92.57
				VENTURA CO DA	\$250.72
FS08-024		\$3,267.06	9/3/2008		
				CDA A	\$32.67
				DA OFFICE	\$326.71
				GENERAL FUND	\$784.09
				OXNARD PD	\$2,123.59
FS08-025		\$656.71	8/11/2008		
				CDA A	\$6.57
				DA OFFICE	\$65.67
				GENERAL FUND	\$157.61
				VENTURA CO SO	\$426.86
FS08-026		\$3,886.10	6/4/2008		
				CDA A	\$38.86
				DA OFFICE	\$388.61
				GENERAL FUND	\$932.66
				VENTURA CO SO	\$2,525.97
FS08-029		\$2,252.98	8/18/2008		
				CDA A	\$22.53
				DA OFFICE	\$225.30
				GENERAL FUND	\$540.72
				OXNARD PD	\$1,464.43
FS08-030		\$816.17	8/18/2008		
				CDA A	\$8.16
				DA OFFICE	\$81.62
				GENERAL FUND	\$195.88
				OXNARD PD	\$530.51
FS08-031		\$2,414.68	8/18/2008		
				CDA A	\$24.15
				DA OFFICE	\$241.47
				GENERAL FUND	\$579.52



State of California  
**ASSET FORFEITURE REPORT - 2008**

*Table 3*

Admin Number	Docket Number	Amount Forfeited	Date Disbursed	Recipient	Amount Disbursed
FS08-032		\$1,478.71	9/29/2008	OXNARD PD	\$1,569.54
				CDA	\$14.79
				DA OFFICE	\$147.87
				GENERAL FUND	\$354.89
				VENTURA CO SO	\$961.16
FS08-033		\$2,189.88	8/18/2008		
				CDA	\$21.90
				DA OFFICE	\$218.99
				GENERAL FUND	\$525.57
				OXNARD PD	\$1,423.42
FS08-035		\$3,914.87	9/3/2008		
				CDA	\$39.15
				DA OFFICE	\$391.49
				GENERAL FUND	\$939.57
				OXNARD PD	\$2,544.66
FS08-036		\$946.55	10/6/2008		
				CDA	\$9.47
				DA OFFICE	\$94.66
				GENERAL FUND	\$227.17
				OXNARD PD	\$615.25
FS08-037		\$12,081.36	10/6/2008		
				CDA	\$120.81
				DA OFFICE	\$1,208.14
				GENERAL FUND	\$2,899.53
				OXNARD PD	\$7,852.88
FS08-038		\$2,273.22	10/6/2008		
				CDA	\$22.73
				DA OFFICE	\$227.32
				GENERAL FUND	\$545.57
				OXNARD PD	\$1,477.60
FS08-040		\$1,419.71	7/30/2008		
				CDA	\$14.20
				DA OFFICE	\$141.97
				GENERAL FUND	\$340.73
				SIMI VALLEY PD	\$922.81
FS08-041		\$1,980.71	9/3/2008		
				CDA	\$19.81
				DA OFFICE	\$198.07
				GENERAL FUND	\$475.37
				SIMI VALLEY PD	\$1,287.46
FS08-043		\$18,244.57	12/19/2008		
				CDA	\$182.45
				DA OFFICE	\$1,824.46
				GENERAL FUND	\$4,378.70
				VENTURA CO SO	\$11,858.96



State of California  
**ASSET FORFEITURE REPORT - 2008**

*Table 3*

Admin Number	Docket Number	Amount Forfeited	Date Disbursed	Recipient	Amount Disbursed
FS08-044		\$2,310.62	10/6/2008	CDA	\$23.11
				DA OFFICE	\$231.06
				GENERAL FUND	\$554.55
				OXNARD PD	\$1,501.90
FS08-045		\$725.03	10/6/2008	CDA	\$7.25
				DA OFFICE	\$72.50
				GENERAL FUND	\$174.01
				OXNARD PD	\$471.27
FS08-046		\$17,030.69	10/6/2008	CDA	\$170.31
				DA OFFICE	\$1,703.07
				GENERAL FUND	\$4,087.37
				VENTURA PD	\$11,069.94
FS08-054		\$269.40	10/6/2008	CDA	\$2.69
				DA OFFICE	\$26.94
				GENERAL FUND	\$64.66
				VENTURA PD	\$175.11
FS08-059		\$4,089.71	9/9/2008	CDA	\$40.90
				DA OFFICE	\$408.97
				GENERAL FUND	\$981.53
				VENTURA CO SO	\$2,658.31
FS08-060		\$2,591.30	11/11/2008	CDA	\$25.91
				DA OFFICE	\$259.13
				GENERAL FUND	\$621.91
				VENTURA CO SO	\$1,684.35
FS08-067		\$2,141.71	10/23/2008	CDA	\$21.42
				DA OFFICE	\$214.17
				GENERAL FUND	\$514.01
				VENTURA CO SO	\$1,392.11
FS08-070		\$2,404.71	11/4/2008	CDA	\$24.05
				DA OFFICE	\$240.47
				GENERAL FUND	\$577.13
				VCCAT	\$1,563.06
FS08-074		\$739.71	11/4/2008	CDA	\$7.40
				DA OFFICE	\$73.97
				GENERAL FUND	\$177.53
				VENTURA CO SO	\$480.81
FS08-076		\$1,035.71	11/7/2008	CDA	\$10.36



State of California  
ASSET FORFEITURE REPORT - 2008

Table 3

Admin Number	Docket Number	Amount Forfeited	Date Disbursed	Recipient	Amount Disbursed
				DA OFFICE	\$103.57
				GENERAL FUND	\$248.57
				SIMI VALLEY PD	\$673.21
FS08-086		\$2,143.70	11/11/2008		
				CDA A	\$21.44
				DA OFFICE	\$214.37
				GENERAL FUND	\$514.49
				VENTURA CO SO	\$1,393.40
<b>VENTURA</b>					<b>\$491,650.66</b>



State of California  
**ASSET FORFEITURE REPORT - 2008**

*Table 3*

Admin Number	Docket Number	Amount Forfeited	Date Disbursed	Recipient	Amount Disbursed
<b>YOLO</b>					
08-85396A	PT08-762	\$2,056.41	1/2/2008	CDA DA OFFICE GENERAL FUND YOLO NARC ENF TEAM	\$20.56 \$205.64 \$493.54 \$1,336.67
08-85398A		\$796.93	2/5/2008	CDA DA OFFICE GENERAL FUND YOLO NARC ENF TEAM	\$7.97 \$79.70 \$191.26 \$518.00
08-85398B		\$8,062.00	2/5/2008	CDA DA OFFICE GENERAL FUND YOLO NARC ENF TEAM	\$80.62 \$806.20 \$1,934.88 \$5,240.30
08-85398C		\$553.40	2/5/2008	CDA DA OFFICE GENERAL FUND YOLO NARC ENF TEAM	\$5.53 \$55.34 \$132.82 \$359.71
08-85398D		\$2,705.00	2/5/2008	CDA DA OFFICE GENERAL FUND YOLO NARC ENF TEAM	\$27.05 \$270.50 \$649.20 \$1,758.25
08-85399A		\$1,678.93	2/5/2008	CDA DA OFFICE GENERAL FUND YOLO NARC ENF TEAM	\$16.79 \$167.90 \$402.94 \$1,091.30
08-85400A		\$1,384.40	2/5/2008	CDA DA OFFICE GENERAL FUND YOLO CO SO	\$13.84 \$138.44 \$332.26 \$899.86
08-85401A	PT08-465	\$985.40	2/5/2008	CDA DA OFFICE GENERAL FUND YOLO NARC ENF TEAM	\$9.85 \$98.54 \$236.50 \$640.51
08-85402A		\$1,092.40	3/25/2008	CDA DA OFFICE GENERAL FUND YOLO CO SO	\$10.92 \$109.24 \$262.18 \$710.06



State of California  
**ASSET FORFEITURE REPORT - 2008**

*Table 3*

<b>Admin Number</b>	<b>Docket Number</b>	<b>Amount Forfeited</b>	<b>Date Disbursed</b>	<b>Recipient</b>	<b>Amount Disbursed</b>
08-85405A		\$1,425.93	2/27/2008	CDA DA OFFICE GENERAL FUND WEST SACRAMENTO PD	\$14.26 \$142.60 \$342.22 \$926.85
08-85406A		\$7,533.00	4/13/2008	CDA DA OFFICE GENERAL FUND YOLO NARC ENF TEAM	\$75.33 \$753.30 \$1,807.92 \$4,896.45
08-85408A		\$419.40	4/2/2008	CDA DA OFFICE GENERAL FUND YOLO CO SO	\$4.19 \$41.94 \$100.66 \$272.61
08-85410A		\$3,928.00	4/24/2008	CDA DA OFFICE GENERAL FUND YOLO NARC ENF TEAM	\$39.28 \$392.80 \$942.72 \$2,553.20
08-85411A		\$1,163.93	4/13/2008	CDA DA OFFICE DAVIS PD GENERAL FUND	\$11.64 \$116.40 \$756.55 \$279.34
08-85412A		\$3,303.00	5/5/2008	CDA DA OFFICE GENERAL FUND WEST SACRAMENTO PD	\$33.03 \$330.30 \$792.72 \$2,146.95
08-85413A		\$386.40	6/18/2008	CDA DA OFFICE GENERAL FUND WEST SACRAMENTO PD	\$3.86 \$38.64 \$92.74 \$251.16
08-85415A	PT08-1368	\$3,484.40	6/18/2008	CDA DA OFFICE GENERAL FUND YOLO CO SO	\$34.84 \$348.44 \$836.26 \$2,264.86
08-85416A		\$584.40	7/16/2008	CDA DA OFFICE GENERAL FUND WEST SACRAMENTO PD	\$5.84 \$58.44 \$140.26 \$379.86
08-85417A		\$533.93	8/3/2008	CDA	\$5.34



State of California  
**ASSET FORFEITURE REPORT - 2008**

*Table 3*

Admin Number	Docket Number	Amount Forfeited	Date Disbursed	Recipient	Amount Disbursed
				DA OFFICE	\$53.40
				GENERAL FUND	\$128.14
				WOODLAND PD	\$347.05
08-85418A		\$614.40	8/3/2008		
				CDA A	\$6.14
				DA OFFICE	\$61.44
				GENERAL FUND	\$147.46
				WOODLAND PD	\$399.36
08-85419A		\$1,964.40	8/4/2008		
				CDA A	\$19.64
				DA OFFICE	\$196.44
				GENERAL FUND	\$471.46
				YOLO NARC ENF TEAM	\$1,276.86
08-85420A		\$1,169.40	7/30/2008		
				CDA A	\$11.69
				DA OFFICE	\$116.94
				GENERAL FUND	\$280.66
				WEST SACRAMENTO PD	\$760.11
08-85421A		\$1,381.40	7/30/2008		
				CDA A	\$13.81
				DA OFFICE	\$138.14
				GENERAL FUND	\$331.54
				WOODLAND PD	\$897.91
08-85422A		\$2,577.39	7/30/2008		
				CDA A	\$25.77
				DA OFFICE	\$257.75
				GENERAL FUND	\$618.57
				WEST SACRAMENTO PD	\$1,675.30
08-85423A		\$2,559.40	9/19/2008		
				CDA A	\$25.59
				DA OFFICE	\$255.94
				GENERAL FUND	\$614.26
				WOODLAND PD	\$1,663.61
08-85424A		\$5,559.40	9/8/2008		
				CDA A	\$55.59
				DA OFFICE	\$555.94
				GENERAL FUND	\$1,334.26
				WEST SACRAMENTO PD	\$3,613.61
08-85425A		\$702.40	9/19/2008		
				CDA A	\$7.02
				CHP-WOODLAND	\$456.56
				DA OFFICE	\$70.24
				GENERAL FUND	\$168.58

**YOLO**

**\$58,605.45**